


LCN®

# Price book 6

Effective July 7, 2018 - Rev. 12/18



**This price list supersedes and cancels all previous price lists. Prices shown are subject to change without notice.**

### Administrative Offices

Allegion Administrative Office  
11819 N. Pennsylvania St.  
Carmel, IN 46032  
allegion.com/us

### Placing orders

You can place orders with Allegion via the fax number or email listed below:

Fax#: 1-800-248-1460

Email: Order\_LcnClosers@allegion.com

### Customer Care

Our Customer Care Representatives are available for questions or assistance.

You can reach them at **877-671-7011** (Press 1 for Sales Support | Press 2 for Product Support | Press 3 for SSC) or through the email addresses listed below:

### Sales Support

support@allegion.com

### Technical Product Support

#### Closers

Closers\_TechProdSupport@allegion.com

### Request for Quote

#### Carolinas

(North Carolina, South Carolina, Virginia)  
Carolinas.Quotes@allegion.com

#### Central

(Arkansas, Illinois, Iowa, Kansas, Missouri,  
Nebraska, Oklahoma)  
Central.Quotes@allegion.com

#### Chicago

(Illinois-Northern, Wisconsin)  
Chicago.Quotes@allegion.com

#### Florida

Florida.Quotes@allegion.com

#### Great Lakes

(New York, Pennsylvania)  
GreatLakes.Quotes@allegion.com

#### Metro New York

Metro.Quotes@allegion.com

#### Michigan

Michigan.Quotes@allegion.com

#### Mid Atlantic

(Delaware, Maryland, New Jersey)  
MidAtlantic.Quotes@allegion.com

#### Midwest

(Indiana, Kentucky, Ohio, West Virginia)  
Midwest.Quotes@allegion.com

#### Mountain States

(Colorado, Idaho, Montana, Nevada, Utah, Wyoming)  
Mtn.States.Quotes@allegion.com

#### New England

(Connecticut, Main, Massachusetts, New Hampshire,  
Rhode Island, Vermont)  
NewEngland.Quotes@allegion.com

#### North Central

(Minnesota, North Dakota, South Dakota)  
NorthCentral.Quotes@allegion.com

#### Northern California

NoCal.Quotes@allegion.com

#### Northwest

(Alaska, Oregon, Washington)  
Northwest.Quotes@allegion.com

#### South

(Alabama, Georgia, Louisiana,  
Mississippi, Tennessee)  
South.Quotes@allegion.com

#### Southern California

(California-Southern, Hawaii)  
SoCal.Quotes@allegion.com

#### Southwest

(Arizona, New Mexico)  
Southwest.Quotes@allegion.com

#### Texas

Texas.Quotes@allegion.com

## TABLE OF CONTENTS

Contact Information .....	2	Control Box Components.....	28-29
Table of Contents/How to Order .....	3	Actuator/Sensors Quick Find Guide.....	30-31
Available Finishes/SRI.....	4	Actuators, Sensors and Accessories.....	32--49
Order Form.....	5	Parts & Accessories .....	50-63
General Terms.....	6-9	Senior Swing Diagram .....	64
Door Closer Specialists .....	10	Benchmark Diagram.....	65
Complete Door Closers .....	11-23	Glossary of Abbreviations.....	66
Magnets.....	24	Wiring Diagrams.....	67
Specialty Products, Fasteners.....	25	Wiring Diagram Request Form.....	69
Control Boxes.....	26-27	LCN Warranty.....	71

## HOW TO ORDER CLOSERS, COMPONENTS, PARTS & ACCESSORIES

1. **Identify** the closer series; 1460, 2030, 4040XP, 4210T, 4310ME, 4640, 6030, etc.
2. Determine if any **additional information** is required, such as: handing, finish, spring size, voltage, etc.
3. Order the material using suffix number with the description and include all necessary information.  
**Examples: 4111 Closer x RH x CUSH x AL or 4040SE Closer x 24v x DKBRZ**
4. For additional information on how to order specific closers, please see the 'How to Order' page in each individual closer section of the **LCN General Catalog** or call **LCN Customer Care**.

## SPECIAL NOTES

1. All **RAL** custom finishes will be powder coated and metal covers (**list add \$10 for most series, list add \$30 for 1450 and 4050 series**) will be substituted for standard covers for all closers except the 1460 series. 1460 series closers may be custom finished but a **DS** cover (**list add \$32**) must be selected.
2. **LCN** offers more than 180 **RAL** custom finishes. There is a list add of (**\$40**) per closer for an **RAL** finish. Most series require a metal cover (**MC**) (**\$10 add**). **LCN** also offers a Brite Metallic (**MTLPC**) powder coat finish. There is a list add of (**\$60**) per closer for the **MTLPC** finish.
3. **LCN** plated list prices already include -72MC (1460 includes -72DS). Disregard the additional list add for metal cover (**MC**).
4. **LCN** powder finishes exceed **ANSI/BHMA standard A156.4** for corrosion resistance by at least a factor of four. **LCN** powder coat finishes combined with the **LCN Special Rust Inhibitor (SRI)** pre-treatment exceed this standard even further.
5. Special Rust Inhibitor (**SRI**) is a pretreatment that is applied prior to the **LCN** powder coat finish and greatly exceeds ANSI/BHMA Standard A156.4 for corrosion resistance. **LCN** requires an additional (**list add \$40**) charge per closer, component or part.
6. **LCN** plated finishes exceed **ANSI/BHMA standard A156.4** for corrosion resistance.
7. Optional **TORX** security screw packs can be substituted for standard screw packs on most closers. See '**Add for TORX Screw Pack**' for additional charge. In some cases, not all fasteners can be provided as **TORX**, consult factory for details.
8. **LCN** can mark individual closer boxes with door or opening #'s. Please specify 'itemized' when ordering. Markings (e.g., door number, stock reference numbers) on individual product cartons will be provided with no charge.
9. Special Template (**ST**) pricing is available by contacting **LCN Technical/Product Support or LCN Customer Care**.
10. All closers conform to standards **UL10C** and **UBC 7-2** (1997).
11. If an item or price is not listed in the **LCN July 9, 2018 Price List**, consult factory for availability & pricing.
12. Prices listed in the **LCN July 9, 2018 Price List** are subject to change without notice. The current '**Terms of Sale**' applies. All prices listed in the **LCN July 9, 2018** are in US dollars.

# Powder Coated Finishes

*LCN closers can be specified in six standard or over 180 custom powder coated finishes. Powder coating provides superior protection against the effects of weathering and provides a durable, chip resistant finish. For information about custom finishes, plated finishes and a special rust inhibiting (SRI) process, see the LCN General Catalog.*

## Standard Powder Coated Finishes

*See LCN General Catalog, page 5 for exact colors.*

- **AL (BHMA 689) - Aluminum**
- **DKBRZ (BHMA 695) - Dark Bronze**
- **BRASS (BHMA 696) - Brass**
- **LTBRZ (BHMA 691) - Light Bronze**
- **STAT (BHMA 690) - Statuary**
- **BLACK (BHMA 693) - Black**

## Optional Custom Powder Coated Finishes

- **180 Custom Finishes (contact customer service for availability)**
- **Superior Appearance**
- **Environmentally Friendly Process**
- **Durable and Chip Resistant**
- **Corrosion Resistant**
- **Match Doors, Frames, and Hardware**

## Optional SRI

*When powder coated closers are installed in high humidity or potentially corrosive installations like swimming pools, water treatment facilities or near large bodies of water, specify LCN SRI Pretreatment. This optional process extends the corrosion protection offered by powder coat finishes.*

## Optional Plated Finishes

*LCN offers 7 plated finishes at additional cost: US 3, US 4, US 10, US 11, US 15, US 26 and US 26D*

*For a list of available BAA/ARRA compliant products please contact your local SSC or sales representative to see the BAA/ARRA catalog.*

# ORDER FORM

Sold To: \_\_\_\_\_  
 \_\_\_\_\_  
 \_\_\_\_\_  
 \_\_\_\_\_  
 \_\_\_\_\_

Purchase Order # \_\_\_\_\_  
 Purchase Order Date \_\_\_\_\_  
 Requested Ship Date \_\_\_\_\_  
 Project Name \_\_\_\_\_  
 Shipping Instructions \_\_\_\_\_  
 \_\_\_\_\_

Ship To: \_\_\_\_\_  
 \_\_\_\_\_  
 \_\_\_\_\_  
 \_\_\_\_\_  
 \_\_\_\_\_

## THIS SPACE FOR FACTORY USE ONLY

Acct # _____	WOG - Y / N _____
Quantity _____	PL _____
Ship Date _____	Inv # _____
Itemize Code 1_2_3 _____	Verify _____

QTY	Closer Series	Arm Type or Part #	Description As Listed in Catalog or Parts List	Hand		Finish	
				RH	LH	Painted	Plated

Orders can be faxed to (800) 248-1460 or emailed to [Order\\_LCNClosers@allegion.com](mailto:Order_LCNClosers@allegion.com)

# Terms and Conditions

## Allegion General Terms and Conditions of Sale and Service

**1. GENERAL/ACCEPTANCE.** (a) This Agreement contains the only terms and conditions by which Company will quote and sell Deliverables to Customer; (b) The terms "purchase order" or "order" for the purposes of this Agreement include the term "request for quotation," as appropriate; (c) This Agreement supersedes all pre-printed or boilerplate terms and conditions set forth in any purchase order issued by Customer; (d) No reference herein to Customer's purchase order will in any way incorporate different or additional terms and conditions, all of which Company hereby expressly objects to; (e) **ANY ACCEPTANCE BY COMPANY OF CUSTOMER'S PURCHASE ORDER IS EXPRESSLY CONDITIONED ON THE CUSTOMER'S ASSENT TO AND ACCEPTANCE OF THE TERMS AND CONDITIONS CONTAINED IN THIS AGREEMENT;** (f) Company reserves the right to decline any order, in whole or in part, for any reason.

### 2. ORDERS.

a. **Order Processing.** When Customer wishes to place an order for Deliverables, it will deliver to Company a purchase order. All such purchase orders must (i) be in a written format acceptable to Company, (ii) be legible, (iii) include a purchase order number, (iv) include Customer's account number, invoice address, ship to address, shipping method, shipper's letter of instruction for international shipments, part number, pricing, and designated contact information, (v) include, if applicable, any special configuration ID numbers, necessary programming information, special factory instructions, and requested specifications regarding a particular finish, handling, design, backset, or strike, (vi) reference any applicable pricing discounts under an ongoing buying program or based on a written quote from Company, along with the applicable buying program number or quotation number, and (vii) not combine buying program and quoted product on the same order.

b. **Minimum Orders.** In the event the order value does not meet any required minimum net Deliverable value, Company may, at its sole discretion, (i) increase the quantity of items in the order to meet the minimum net Deliverable value requirement; (ii) apply a minimum order charge; (iii) reject the order, or (iv) waive the requirement, provided that the waiver of a requirement for one order shall not constitute a waiver of the requirement for any future orders.

c. **Acceptance of Purchase Orders.** Company will endeavor to (i) acknowledge receipt of each purchase order issued in accordance with this Agreement, and (ii) notify Customer whether Company accepts or rejects the purchase order. If Company fails to accept or reject a purchase order within a reasonable time period, such failure to respond will be deemed a rejection of the entire order. Orders that combine buying program and quoted product on the same order will be routed back to your local SSC office in order to review subject purchase order.

d. **Changes to Order/ Cancellation of Orders.** Additional terms and conditions regarding order changes and cancellations are available on the Allegion customer website, **WHICH TERMS ARE EXPRESSLY INCORPORATED HEREIN BY REFERENCE.** Unless otherwise provided herein, Customer acknowledges that (i) requesting a Change Order may cause a delay in the scheduled shipment date, a longer lead time or result in a new scheduled shipment date; (ii) Orders may not be changed after 48 hours of Company's order acknowledgment; (iii) After 48 hours of Company's order acknowledgment, all changes to an accepted purchase order will be subject to a Change Order charge of 25% of the net Deliverable value, plus the cost of labor and fabrication or raw material that Company incurred prior to the receipt of the Change Order from Customer, or that may be required due to the Change Order; (iv) the requested change may result in additional charges for labor, fabrication, and raw material, and (v) if Customer cancels an order or portion of an order that includes Deliverables that have been manufactured and prepped for shipping, a 45% restocking fee will apply. Notwithstanding the foregoing, Customer cannot change or cancel credential orders, reader orders, biometrics orders or any non-cataloged, special, Custom or nonstandard items once they have been placed. All cancelled orders for a Non Recurring Expense (NRE), credential orders, reader orders, biometrics orders, and/or Custom orders will be subject to a cancellation charge of 100% of the acknowledged price.

e. **Add-ons.** Add-on orders will not be accepted. Additions to orders will be entered as separate stand-alone orders and must qualify for all terms of sale, including discounts, on an individual basis.

f. **Fast-Track Orders.** No changes or cancellations will be accepted on the 24-Hour Fast Track Program. For 3-day Fast Track orders, changes and cancellations may only be requested by Customer within 24 hours of Company's order acknowledgment if the order has not shipped. For 5-Day Fast Track orders, changes and cancellations may only be requested by Customer if the order has not shipped and if the request is made to Company within 48 hours of Company's order acknowledgment. Return Material Authorization (RMA) for Deliverables must be processed through Fast Track Customer Service.

g. **Steelcraft Orders.** For all Steelcraft orders, changes or cancellations are allowed without penalty only if made within 48 hours of Company's order acknowledgment, and provided that the order has not shipped. Some exceptions do apply – please consult the factory. Changes are not allowed on Rapid Program orders after the order has been entered and acknowledged. After 48 hours of Company's order acknowledgment, all changes or cancellations are subject to a charge of 25% of the order. Unless otherwise specified by Company in writing, any changes to orders acknowledged by Company that affect the delivery date will be deemed a new order and will require acknowledgement by Company as provided in this Section. Additional products, features, terms and conditions regarding the Rapid Program are available on the Allegion customer website, **WHICH TERMS ARE EXPRESSLY INCORPORATED HEREIN BY REFERENCE.**

### 3. PRICES, INVOICES AND PAYMENT.

a. **Prices.** The prices in Company's Price Book are subject to change at any time, without notice to Customer. Company may charge Customer additional amounts if Customer requests special packing, marking, shipment, product modification, or engineering services. Oral prices specified by Company are null and void. Quote numbers must be referenced on Customer's purchase order in order for the Company's quoted pricing to apply. Orders that do not reference a quote number will receive buy program pricing or book net pricing. Quoted prices are for those specific products quoted for a specified job, and are subject to the Price Book in effect at the time Company receives the order.

b. **Taxes.** Prices do not include any present or future federal, state or local property, license, privilege, sales, use, excise, gross receipts or other like taxes or assessments which may result from transactions or any services performed in connection therewith. Any taxes, charges, or duties imposed by any governmental authority on the sale of Deliverables will be paid by Customer, in addition to the selling price specified by Company.

c. **Payment Terms.** Company will deliver to Customer an invoice with each shipment of Deliverables hereunder. Customer will pay all invoiced amounts within 35 days of the invoice date (subject to any early pay discounts that may be offered to Customer by Company in its sole discretion). Customer will make all payments in United States dollars. Past due invoices will be subject to a late payment service charge of 1.5% per month on any overdue unpaid balance, equivalent to 18% per annum, or the maximum rate permitted by law,

whichever is less. Customer shall reimburse Company for all costs of collection, including, without limitation, reasonable attorneys' fees, for any overdue amount owed by Customer to Company, and such collection costs shall also be subject to interest charges.

### 4. QUOTATIONS.

a. **Project Quotations.** Project or new construction quotes are restricted to the specific project quoted for the quantities, finishes, and series of Deliverables referenced on the quote. Company reserves the right to require proof of sale of Company products for any quoted project.

b. **Stock Quotations.** Deliverables fulfilling stock quotations may only be used for the following: i) Stocking of the Customer's shelves for small, quick-turn, discretionary projects, or ii) Sale to a general contractor or installer for new construction. Stock quotations may not be used for any project containing any Company no-substitution, specified products. Deliverables purchased under Stock Quotations cannot be redistributed to other Customer branch locations or re-sold to other resellers or used for aftermarket sales, end-user annual contracts or sold over the counter to any walk in trade.

c. **General.** All quotes are subject to this Agreement, unless otherwise specified by Company, and are subject to change at any time prior to Company's acceptance of a purchase order referencing the applicable quote number. Company, its representatives and employees reserve the right, in their sole discretion and for any reason, to refuse a Customer's request to quote a price other than the standard list price, regardless of whether Company or its representatives or employees have previously quoted discounted prices to the Customer on some or all of its orders. Customer's failure to comply with this Section 4 will be considered a material breach of this Agreement, and will entitle Company to immediately terminate any purchase orders and/or Customer's ability to distribute Company's products.

**5. SECURITY INTEREST.** Customer grants Company, and Company retains, a purchase money security interest and lien on any and all of Customer's rights, title and interest in each Deliverable sold by Company to Customer, wherever located, until the invoice for the applicable Deliverable(s) is paid in full, including any late charges and costs of collection. Customer authorizes Company to, and will assist Company in, taking all necessary steps to perfect and maintain Company's interest in such Deliverables.

**6. CREDIT TERMS.** Unless Customer pre-pays all of its purchase orders in advance, its purchase orders will be subject to the credit limit and other terms of credit ("Credit Terms") set forth in Company's credit application, which Credit Terms Customer acknowledges are subject to change by Company at any time. Company reserves the right to request payment in advance of shipment or any order or to request adequate assurances for Customer's payment of an order and may withhold or stop shipment, without any liability to Company, until Customer submits payment or adequate assurance of payment.

**7. RESALE OF DELIVERABLES.** Customer agrees and warrants that it will offer Company products in support of Company-written specifications and will maintain sufficient inventory to adequately support End Users, installers, and/or general contractors' needs. Company may implement an MSRP or a resale pricing programs at any time in its sole discretion. Failure to comply with such program(s) will be considered a material breach of this Agreement, and will entitle Company to immediately terminate any purchase order and/or Customer's ability to distribute Company's products. Customer shall, at its own expense, gain and maintain sufficient knowledge of the industry and products competitive with Deliverables so as to be able to (a) explain in detail to End Users, installers, and/or general contractors the differences between the Deliverables and competing products, (b) ensure that an adequate number of trained, capable and qualified technical personnel with sufficient knowledge of the Deliverables and who have obtained all necessary licenses and permits are available to assist End Users, installers, and/or general contractors, and (c) respond to such End Users, installers, and/or general contractors with respect to the general operation and use of the Deliverables including, but not limited to, (1) acting as a liaison between the End Users, installers and/or general contractors and Company in matters requiring Company participation, (2) providing general product information and configuration support on standard protocols and features, (3) collecting relevant technical problem identification information, and (4) posting and distributing any warranty information concerning the Products in accordance with Company's instructions. Customer is responsible for all service and support resulting from the re-sale of any Deliverable to End-Users, installers and/or general contractors, examples of which may include, but are not limited to, support activities such as installation, initialization, software set-up, training, trouble-shooting, technical support and field service. In the event Customer is unwilling or unable to perform said support activities, Company reserves the right to recover from Customer any and all expenses incurred by Company to resolve the aforementioned End-User, installer and/or general contractor issues. Technical product training is recommended for Customer in order to fully service and support Deliverables purchased from Company that are resold to End-Users, installers and/or general contractors.

**8. DEFAULT.** If Customer is in default of payment or otherwise with respect to any purchase order or other contract with Company, Company shall have the right, in addition to all other legal remedies and without prejudice to any of its right hereunder, to defer further shipments under that or any other purchase order until such default is corrected and to declare all outstanding bills of Customer to be immediately due and payable.

### 9. INSPECTION AND DELIVERY.

a. **Inspection.** Customer will inspect all Deliverables immediately after receiving them. Customer will be deemed to have accepted the Deliverables unless Customer notifies Company in writing of any nonconformance within 10 days of delivery and provides Company written evidence reasonably documenting that nonconformance. Inspection of Deliverables at Company's facility is not permitted.

b. **Delivery.** Delivery schedules for Deliverables are based upon current production capacities, material or component availability, and inventory, and may be changed by Company as conditions require. Delivery schedules for services are based upon Company's prompt receipt of, and prompt access to, Customer's equipment and all information necessary to complete the services. In no event will any delivery date be construed as falling within the meaning of "time is of the essence." Partial delivery shall be accepted by Customer and paid for at the price and on the terms stated herein. Any partial delivery shall constitute a separate sale, and payment shall be separately made when due. If any part of a delivery hereunder is not delivered by Company in accordance with Customer's purchase order, this Agreement shall not be affected thereby.

**10. TITLE & RISK OF LOSS.** Unless otherwise specified by Company, (i) where the Customer is located in the United States, all Deliverables will be sold "Uniform Commercial Code, FOB Origin, Company's factory"; and (ii) where the Customer is located outside of the United



States, all Products will be sold "Ex-works, Company's factory (Incoterms 2010)." In either instance, title and risk of loss will pass to Customer upon delivery to the carrier at Company's factory, provided, however, as set forth herein, Company shall retain a security interest in the Deliverables until full payment has been made therefore, and Customer agrees, upon request, to do all things and acts necessary to protect Company's interest by adequately insuring the Deliverables against loss or damage from any cause and to have Company named as an additional insured. Customer will promptly provide Company with a copy of the relevant certificate of insurance upon Company's request.

## 11. SHIPPING.

a. **Freight Charges.** Company will ship all Deliverables in accordance with Company's freight shipment guidelines, which are set forth on the My Allegion Portal ("Freight Shipping Guidelines"). **WHICH TERMS ARE EXPRESSLY INCORPORATED HEREIN.**

b. **Rush Charges.** Expedited order options are available as set forth in Company's Freight Shipping Guidelines.

c. **Packing and Marking.** Company will pack, mark, and ship Deliverables according to its standard procedures for shipment, unless the parties agree, in writing, that Company will comply with any special instructions provided by Customer. Special instructions may result in an increased price.

d. **International Shipments.** For all international orders, a Shipper's letter of instruction must be submitted in writing with the order. Failure to do so will result in the order being rejected. Complete adherence to this order requirement will be strictly enforced. Company will not be held liable for any charges resulting from delays due to lack of complete required information being supplied.

e. Once received by the Company, a purchase order cannot be combined with any other order to increase average order size as it relates to Company's Freight Shipping Guidelines. However, for orders placed under Company's FastTrack 24 Hour/5 Day Program (available for Schlage, Von Duprin, LCN and Glynn-Johnson products); ii) FastTrack 24 Hour/3 Day Program (available for Ives products); or ProExpress (available for specific product lines stated in the ProExpress price book for Falcon, Ives, Glynn Johnson, LCN, Schlage and Von Duprin products), the applicable brands or product categories may, subject to certain order requirements identified by Company, be combined on a single order to increase average order size used in Company's Freight Shipping Guidelines.

**12. CLAIMS.** All claims must be submitted in writing to Company as follows: (i) All claims for prices must be submitted within thirty (30) days from the date of invoice; (ii) All claims regarding Deliverable quantity or incorrect orders must be submitted within ten (10) days from the date of delivery; (iii) All claims for damage to Deliverables (while in the care, custody, and control of Company) must be submitted within thirty (30) days from the date of invoice; (iv) All claims for loss or damage to Deliverables while in the care, custody, and/or control of a carrier will be the responsibility of Customer, unless otherwise agreed by the parties.

**13. PRODUCT CHANGES.** Company's product policy is one of ongoing update and revision, and accordingly, Company reserves the right to change, without notice, the design of, or the process of manufacturing, the Deliverables covered by this Agreement.

**14. PRODUCT USAGE LIMITATION.** Customer agrees: (i) not to sell or use a Deliverable in any manner contrary to the manner in which the Deliverable is intended to be used; and/or (ii) not to modify the design of any Deliverable for use with another product without the prior written consent of Company.

**15. PRODUCT RETURNS.** Unless otherwise agreed by the parties in writing, Deliverables that are correctly furnished by Company per the purchase order may not be returned unless Customer receives written authorization from Company. If returns are authorized by Company, a return merchandise authorization ("RMA") number must be provided by Company. Deliverables identified under such RMA must be returned to Company within 90 days of issuance of the RMA. Such RMA number and any accompanying RMA documents, the original invoice number, and a written explanation for the return must be included with the returned Deliverables in order for Company to inspect and approve a credit for the return. **For warranty returns,** a credit in the amount of the original purchase price will only be issued if, after Company's receipt and inspection of the returned Deliverables, Company confirms, in its sole discretion, the defect is valid and approves the return. **For non-warranty returns/convenience returns,** in the event Company approves such a return, in its sole discretion, the following shall apply: (a) the total amount of Deliverables requested to be returned shall be a minimum of \$250.00; (b) a credit will be made to Customer's account in the amount of the original purchase price less freight and a handling charge of 45% of the net material on the original invoice; and (c) only Deliverables that are new, current, standard, non-obsolete, non-specially manufactured, unused, in their original condition as at the time of sale by Company to Customer, in their original packaging and in Customer's inventory less than 180 days from the date of shipment by the Company, and not ordered as part of a master key solution may be considered by Company for return. Such credit will only be issued if, after Company's receipt and inspection of Deliverables, Company approves the return. The amount of final credit will be determined upon receipt at the factory and following Company's inspection and analysis of the condition of the returned material. Company retains the right to deny credit to anyone for any reason.

## 16. CONFIDENTIAL INFORMATION.

a. **Non-Use And Non-Disclosure.** Customer shall not use the Confidential Information of the Company except for the purpose of performing its obligations under this Agreement or exercising the rights granted herein (the "Purpose"). Customer shall protect Confidential Information of the Company from disclosure and unauthorized use in the same manner that it protects its own Confidential Information, but in no event shall such standard of care be less than reasonable care. Customer may disclose Confidential Information of the Company only to its employees who require such information for the Purpose and who are subject to confidentiality obligations at least as protective as those set forth herein.

b. **Proprietary Information and Advice.** (a) All designs, data, and specifications provided by Company are proprietary and may not be disclosed or reused by Customer without the prior written consent of Company; (b) Company assumes no obligation or liability for any advice given by Company, the results obtained, or damages incurred as a result of such advice, and all such advice is given and accepted at Customer's risk.

c. **Return.** Upon the termination or expiration of a purchase order or this Agreement or upon the request of the Company, the Customer agrees to end all further use of, to immediately return to the Company the original version of, and to delete or destroy all copies of, any and all Confidential Information of the Company.

**17. TRADEMARKS.** Except as agreed to by Company in writing, Customer agrees not to (a) use Company's name in any form of publicity; or (b) use, create, register or market,

directly or indirectly, in whole or in part, Company's names, logos, brands, or any other trademarks, or names that are now or may hereafter be owned by Company, as part of Customer's corporate or business name, as part of an internet domain name, uniform resource locator (URL), or in any way connected with Customer's business, trade address or other designations. Upon termination of this Agreement or upon the request of company for any reason, any use of Company's trademarks or names will be immediately discontinued.

## 18. LIMITED WARRANTY.

**COMPANY MAKES NO OTHER WARRANTIES EXCEPT THOSE STATED IN COMPANY'S LIMITED WARRANTY IN EFFECT ON THE DATE COMPANY ACCEPTS EACH APPLICABLE PURCHASE ORDER ("LIMITED WARRANTY"). THE LIMITED WARRANTY MAY BE FOUND IN THE APPLICABLE PRICE BOOK AND ON THE ALLEGION CUSTOMER WEBSITE, WHICH TERMS ARE EXPRESSLY INCORPORATED HEREIN BY REFERENCE. COMPANY WILL MAIL CUSTOMER A HARD COPY OF THIS WARRANTY UPON CUSTOMER'S WRITTEN REQUEST. IN THE EVENT THAT CERTAIN DELIVERABLE WARRANTIES ARE NOT FURNISHED BY THE COMPANY TO CUSTOMER, COMPANY WARRANTS ONLY TO CUSTOMER THAT THE DELIVERABLES WILL BE FREE FROM DEFECTS IN MATERIAL AND WORKMANSHIP FOR A PERIOD OF 12 MONTHS FROM THE DATE OF SHIPMENT OF THE DELIVERABLES. COMPANY'S SOLE OBLIGATION UNDER THIS WARRANTY IS LIMITED TO REPAIRING OR REPLACING, AT COMPANY'S OPTION, THE DEFECTIVE DELIVERABLE, PROVIDED WRITTEN NOTICE OF THE DEFECT OR NONCONFORMANCE IS PROVIDED BY CUSTOMER WITHIN 30 DAYS OF DISCOVERY OF THE DEFECT OR NONCONFORMANCE. COMPANY DISCLAIMS ALL OTHER WARRANTIES, EXPRESS OR IMPLIED, WITH RESPECT TO THE DELIVERABLES, INCLUDING BUT NOT LIMITED TO, ANY IMPLIED WARRANTIES OF NON-INFRINGEMENT, MERCHANTABILITY, OR FITNESS FOR A PARTICULAR PURPOSE.**

a. **Exclusions.** The provisions of this Limited Warranty do not apply to Deliverables that: (A) are not the proper size for the application; (B) are not installed in accordance with Company's published installation instructions; (C) are installed with improper or incorrect parts and/or are used for purposes for which they are not designed or intended; (D) have been repaired or altered without the Company's prior written consent; (E) have been subjected to misuse, abuse, negligence or accident; (F) have been improperly stored, installed, maintained or operated; (G) have been used in violation of written instructions provided by Company to Customer; (H) have been subjected to improper temperature, humidity, or other environmental conditions, or (I) have been affected by normal wear and tear. In addition, the provisions of this Limited Warranty do not apply to any defects or issues with the design or performance of equipment or products not manufactured by Company, nor does it apply to any code compliance or permit requirements for the assembly, installation, erection or construction of any goods. Company is not responsible for loss or damage resulting from use of Deliverables in conjunction with parts or systems not manufactured by Company. Accessories or products furnished by the Company, but manufactured by others, shall carry whatever warranty the manufacturers have conveyed to the Company and which can be passed to Customer.

b. **Services.** Company warrants that its services will be free from defects in material and workmanship for a period of 12 months from the date of completion of the particular items of service. Company's sole obligation under this service warranty is limited to repair or reperformance, at its option of the service, provided however, if repair or reperformance is either impractical or impossible, the Company will refund to Customer that portion of the price paid to Company for any defective service, provided written notice of the defect or nonconformance is provided by Customer within 30 days of discovery of the nonconformance.

c. **Notification.** Customer agrees to immediately notify Company in writing if any claim is made against Customer for any damages caused by any modules, parts, products, service or other Deliverables which may be the direct result of any defect in the manufacture of such aforementioned products. Customer agrees to cooperate with Company and its counsel in the defense of such claim and Customer agrees not to settle such claim without Company's written consent. If Customer fails to notify Company of such claim or fails to cooperate in such defense as aforesaid, then Company shall be discharged from any obligations under this Section and shall have no further liability to Customer.

d. **Exceptions.** The following costs and expenses are not covered by the provisions of these limited warranties: (i) labor costs for the removal and reinstallation of Deliverables or other manufacturer's products; (ii) shipping and freight expenses required to return Deliverables to Company; (iii) normal maintenance; and (iv) economic losses. In addition, the provisions of this warranty are not applicable to anything other than defects in Company's material (products only) or workmanship.

## 19. LIMITATION OF REMEDIES.

**CUSTOMER'S EXCLUSIVE AND SOLE REMEDY ON ACCOUNT OF, OR IN RESPECT OF, THE FURNISHING OF NON-CONFORMING DELIVERABLES, SHALL BE TO (A) SECURE REPAIR OR REPLACEMENT OF THE PRODUCTS; OR (B) SECURE REPAIR OR RE-PERFORMANCE OF THE SERVICES OR TO OBTAIN A REFUND OF THE PRICE PAID FOR THE DEFECTIVE SERVICE, ALL AT COMPANY'S OPTION. IN NO EVENT WILL THE COMPANY'S MAXIMUM LIABILITY EXCEED THE SELLING PRICE FOR THE DELIVERABLE. THE WARRANTY, OBLIGATIONS AND LIABILITIES OF COMPANY (INCLUDING ITS SUPPLIERS) AND THE RIGHTS AND REMEDIES OF CUSTOMER ARE EXCLUSIVE AND ARE IN LIEU OF AND CUSTOMER HEREBY WAIVES AND RELEASES ALL OTHER WARRANTIES, OBLIGATIONS, REPRESENTATIONS OR LIABILITIES EXPRESS OR IMPLIED ARISING BY LAW, IN CONTRACT, TORT (INCLUDING NEGLIGENCE OR STRICT LIABILITY) OR OTHERWISE, INCLUDING BUT NOT LIMITED TO (I) ANY IMPLIED WARRANTY OF MERCHANTABILITY OR FITNESS FOR A PARTICULAR PURPOSE OR ANY WARRANTY IMPLIED THROUGH COURSE OF PERFORMANCE, COURSE OF DEALING, OR USAGE OF TRADE OR (II) CLAIMS ARISING OUT OF THE NEGLIGENCE OF COMPANY OR COMPANY'S SUPPLIERS OR (III) ANY OTHER CLAIM ARISING OUT OF, CONNECTED WITH, OR RESULTING FROM THE PERFORMANCE OF COMPANY OR FROM THE DESIGN, MANUFACTURE, SALE, REPAIR, LEASE OR USE OF THE DELIVERABLE, OR ANY COMPONENT THEREOF, DELIVERED OR RENDERED HEREUNDER OR OTHERWISE.**

**20. INDEMNIFICATION AND LIMITATION OF LIABILITY.** a. Customer shall indemnify, defend and hold Company, and its officers, directors, employees, customers, Affiliates, suppliers, users and agents, (collectively the "Indemnitees") harmless from and against any and all damages, claims, losses, expenses, costs, obligations, liabilities, including without limiting the generality of the foregoing, liabilities for court costs and attorneys' fees, suffered directly or indirectly by an Indemnitee by reason of, or arising out of any injury, death or loss to any person, or injury to any property (collectively, "Damages"), received

# Terms and Conditions

or sustained by any person(s) or property, arising out of, occasioned by, attributable or related to (i) any breach of any representation or warranty made by Customer, its officers, directors, employees, affiliates, users, agents, representatives or customers to Company or any third party, (ii) any failure by Customer to perform or fulfill any of its covenants, acts and/or omissions to Company or to any third party, or (iii) any litigation, proceeding or claim by any third party relating in any way to the obligations of Customer and/or the Deliverables sold by Company to Customer hereunder. Customer shall not consummate any settlement of any indemnified claim without the Indemnitees' prior written consent. Customer's obligation to indemnify Indemnitees will continue in full force and effect notwithstanding the termination or expiration of any order under this Agreement. In any claim against an Indemnitee by an employee of Customer or any subcontractor or anyone directly or indirectly employed by any of them or anyone for whose acts they may be liable, the indemnification obligations set forth in this Section shall not be limited in any way by or for Customer or any subcontractor under any applicable worker's compensation act, disability or other employee benefit act, or insurance coverage. This provision shall survive termination of any order or Agreement. **IN NO EVENT WILL COMPANY, ITS OFFICERS, DIRECTORS, EMPLOYEES, CUSTOMERS, AFFILIATES, USERS AND AGENTS, (NOR COMPANY'S SUPPLIERS) BE LIABLE FOR ANY INCIDENTAL, CONSEQUENTIAL, INDIRECT, SPECIAL, OR PUNITIVE DAMAGES OF ANY KIND OR NATURE UNDER ANY CIRCUMSTANCES INCLUDING, BUT NOT LIMITED TO, LOSS OF USE OF THE PRODUCTS, SERVICE INTERRUPTION, LOSS OF PROFITS, LOSS OF REVENUE, LOSS OF INTEREST, LOST GOODWILL, LOSS OF DATA, WORK STOPPAGE, IMPAIRMENT OF OTHER GOODS, LOSS BY REASON OF SHUTDOWN OR NON-OPERATION, INCREASED EXPENSES OF OPERATION, OR CLAIMS OF CUSTOMER'S CUSTOMERS, OR ANY OTHER LOSSES OR DAMAGES ARISING OUT OF ANY LACK OR LOSS OF USE OF THE DELIVERABLES WHETHER BASED ON CONTRACT, WARRANTY, TORT (INCLUDING, BUT NOT LIMITED TO, STRICT LIABILITY OR NEGLIGENCE), PATENT INFRINGEMENT, OR OTHERWISE, EVEN IF ADVISED OF THE POSSIBILITY OF SUCH DAMAGES.**

b) **INTELLECTUAL PROPERTY INDEMNITY.** Company makes no representation or warranty to the Customer that the Deliverables shall not infringe any intellectual property rights including, without limitations, claims arising from patent, copyright, trademark, trade secret, or other intellectual property infringement. Customer agrees to hold Company harmless from and defend the Company against any such claim of intellectual property infringement, including any damages resulting from that claim, the cost of complying with any preliminary or permanent injunction, and all other costs of defense (including the attorneys' fees and costs), in connection with the foregoing.

c) To the extent that applicable law does not permit any limitations set out in this Agreement, such limitation shall not be applied or invoked. Nothing in this Agreement will be interpreted to disclaim liability of Company or the Indemnitees for gross negligence or willful misconduct. The limitations of remedy and liability herein shall not be interpreted to affect Company's obligations, if any, for claims for (i) property damage, (ii) personal injury, or (iii) wrongful death asserted by persons who are not parties to or beneficiaries of this Agreement. Further, the limitations of remedy and liability herein shall not be interpreted to limit Company's or Customer's right, if permitted by applicable law, to assert a claim for contribution among joint tortfeasors in connection with a claim by a person who is not a party to this Agreement.

**21. CERTIFICATIONS.** Certification of Deliverables for compliance with UL and ANSI standards are tested and performed by third-party independent laboratories. Any field modification or alteration of certified Deliverables will void certification and Company is not liable to Customer to certify any modified or altered Deliverable.

**22. TERM FOR CLAIMS. NO ACTION ARISING OUT OF ANY CLAIMED BREACH OF THIS AGREEMENT BY COMPANY MAY BE BROUGHT BY CUSTOMER MORE THAN ONE (1) YEAR AFTER THE CAUSE OF ACTION HAS ARISEN.**

## 23. CONSUMER PRODUCTS

**WITH RESPECT TO "CONSUMER PRODUCTS" AS DEFINED UNDER THE MAGNUSON-MOSS WARRANTY ACT ("MMWA"), THE FOLLOWING STATEMENTS ARE MADE. (A) SOME STATES OR LOCAL LAWS DO NOT ALLOW LIMITATIONS ON HOW LONG AN IMPLIED WARRANTY LASTS, SO THE ABOVE LIMITATION MAY NOT APPLY TO YOU; (B) IF ANY IMPLIED WARRANTY IS PROVIDED UNDER THE MMWA, IT IS LIMITED TO THE DURATION OF THE WARRANTY PROVIDED IN SECTION 18 ABOVE. (C) SOME STATES OR LOCAL LAWS DO NOT ALLOW THE EXCLUSION OR LIMITATION OF INCIDENTAL OR CONSEQUENTIAL DAMAGES, SO THE ABOVE LIMITATION OR EXCLUSION MAY NOT APPLY TO YOU; AND (D) THIS WARRANTY GIVES YOU SPECIFIC LEGAL RIGHTS AND YOU MAY ALSO HAVE OTHER RIGHTS WHICH VARY FROM STATE TO STATE OR LOCATION TO LOCATION.**

**24. FORCE MAJEURE/EXCUSABLE DELAY.** Any delay or failure of Company to perform its obligations hereunder will be excused to the extent that it is caused by an event or occurrence beyond Company's control such as, by way of example and not by way of limitation, acts of God, acts by any governmental authority (whether valid or invalid), governmental laws and regulations not presently in effect, fires, floods, windstorms, explosions, riots, natural disasters, wars, sabotage, accidents, labor problems (including, without limitation, lockouts, strikes, and slowdowns) at Company's facility, its source plant or their suppliers, inability to obtain power, material, labor equipment, or transportation, or court injunction or order. The delivery date will be extended for a time equal to that of the delay and the schedule for Company's performance will be deemed adjusted to that effect.

**25. ENTIRE AGREEMENT AND AMENDMENT.** This Agreement, together with the attachments, exhibits, webpages, or supplements specifically referenced and incorporated herein, constitute the entire agreement between Company and Customer with respect to the matters contained herein and supersede all previous communications, representations, or agreements, either oral or written between Company and Customer. No agreement or understanding varying or expanding this Agreement will be binding upon either party unless it is in writing and signed by a duly authorized representative of each party hereto.

**26. CONFLICTS.** In the event of any conflict or inconsistency between the terms of any agreement, or any part of an agreement or the various documents (including, but not limited to, electronic documents) between Company and Customer, unless the parties agree otherwise in writing, the various components of the agreements shall be given the following precedence (in descending order of precedence): a) any master agreement or long term agreement between Company and Customer; b) any specific terms, conditions and/or warranties of the individual products or Deliverables; c) the terms and conditions of this Agreement, and d) any purchase order.

**27. UNSATISFACTORY CREDIT/TERMINATION FOR INSOLVENCY OR DEFAULT.**

Customer shall furnish Company with statements evidencing Customer's financial condition as Company may, from time to time, reasonably request, and shall notify Company immediately of any and all events that may have a material adverse effect on Customer's business or financial condition. If Company determines, in its sole discretion, that Customer's financial condition or creditworthiness is inadequate or unsatisfactory, then in addition to Company's other rights, Company may without liability or penalty, take any of the following actions: (i) modify the payment terms for any outstanding and/or future purchases; (ii) cancel any previously accepted orders; (iii) delay any further shipment of Deliverables to Customer; or (iv) any combination of the above.

Company may immediately terminate an order from Customer by giving written notice to Customer in the event of the happening of any of the following or any other comparable event: (i) insolvency of the Customer; (ii) filing of a petition in bankruptcy by or against the Customer; (iii) appointment of a receiver or trustee for the Customer; (iv) execution of an assignment for the benefit of creditors by the Customer, all of which will allow Company to demand reclamation of all affected orders; (v) Customer ceases or threatens to cease to trade; (vi) Company determines that Customer does not meet or no longer meets the credit requirements of Company or Customer's credit account is closed; (vii) any Customer violation of law, specifically including, without limitation, those laws set forth in this Agreement.

In the event of termination in accordance with this section, Company will not be obligated to accept any existing or additional orders from Customer and Company will be released from its obligation to deliver under orders accepted prior to such termination. The rejection or termination of any order by Company will not entitle Customer to any termination or severance compensation, or to any payment in respect to any goodwill established by Customer, or render Company liable for damages on account of the loss of prospective profits, or on account of any loss, expenditure, investment or obligation incurred or made by Customer.

No action taken under this Section 27 by Company (nor any failure of Company to act under this Section 27) will constitute a waiver by Company of any of its rights to enforce Customer's obligations, including the obligation of Customer to make payments as required under this Agreement. Upon termination of any order, all amounts owed by Customer to Company will become immediately due and payable, whether or not otherwise then due or payable.

**28. CREDIT RISK ON RESALE OF DELIVERABLES.** Customer is responsible for all credit risks with respect to, and for collecting payment for, all Deliverables sold to third parties (including End Users, installers, and/or general contractors) whether or not Customer has made full payment to Company for such Deliverables. The inability of Customer to collect payment for any Deliverable shall not affect Customer's obligation to pay Company for any Deliverable.

**29. GOVERNING LAW; VENUE; AND EXPENSES.** Any dispute or claim relating to this Agreement shall be governed by and construed according to the laws of the State of Indiana (excluding its conflict of laws principles); and not by the provisions of the 1980 United Nations Convention on the International Sale of Goods. Any disputes or claims shall be instituted and maintained in the courts of the State of Indiana. Customer consents to the exercise of jurisdiction over it by such courts and agrees that Indiana is not an inconvenient forum for any action arising from or relating to this Agreement. Customer agrees to pay for all expenses (including, but not limited to, collection costs, court costs and attorneys' fees) incurred by Company in enforcing the obligations of Customer under this Agreement.

**30. RELATIONSHIP OF THE PARTIES.** Nothing in this Agreement or any other document creates an employment, partnership, joint venture, or agency relationship between Company and Customer, including that of franchisee/franchisor. No party will have any power or authority to enter into any commitment on behalf of or otherwise bind the any other party on any matter. No employee of Customer will be deemed to be an employee of Company. If any provision of this Agreement is deemed to create a franchise relationship or business opportunity between the Parties, then Company may terminate any purchase order or this Agreement or the Parties shall negotiate in good faith to modify this Agreement so as to effect the original intent of the Parties as closely as possible in a mutually acceptable manner in order that the transactions contemplated hereby are consummated as a reseller agreement and not a franchise or business opportunity agreement.

**31. SETOFF.** Customer does not have the right to setoff or to back charge against any amounts which become payable to Company under this Agreement or otherwise. Company will not accept responsibility for backcharges for the cost of material or labor by Customer or any third party.

**32. ELECTRONIC COMMUNICATIONS AND ELECTRONIC SIGNATURES.** Both parties expressly agree to electronic transactions and acknowledge that documents they sign electronically will bind them to the same extent as a paper signature. Customer represents and warrants to Company that only employees authorized to bind Customer legally shall electronically sign any document under this Agreement. Customer shall comply with any method of electronic communication/payment processing specified by Company, including electronic funds transfer, pay-on-receipt processes/systems, order transmission, releases, electronic signature, and electronic communication systems, including, without limitation, the use of electronic data interchange ("EDI") portals. Notwithstanding the foregoing, e-mails, even those containing a signature block of one of Company's representatives, shall not constitute a signed writing.

## 33. COMPLIANCE WITH APPLICABLE LAWS.

a. General. Company and Customer will comply with all applicable federal, state and municipal laws, regulations, codes, ordinances and orders that pertain to the Deliverables, including but not limited to full compliance with any applicable provisions of The Health Insurance Portability and Accountability Act. Where the Customer is located outside the United States, or where the customer intends to ship the product outside the United States, the Customer shall be responsible for compliance with all U.S. export laws, and for filing all U.S. Electronic Export Information, as applicable.

b. The Customer acknowledges and agrees that: (i) it shall not violate applicable laws and regulations in performing its duties under this Agreement; (ii) it does not and shall not engage in any conduct that shall violate any applicable anti-bribery or anti-corruption laws or regulations; (iii) it (and its owners, officers, directors, employees and agents) shall not pay, offer, promise or authorize the payment of, either directly or indirectly, anything of value (including but not limited to cash, gifts and entertainment) to (a) any government official or employee of any government; (b) any official or employee of any department, agency, or instrumentality of a government; (c) any employee of any corporation or entity owned or controlled by a government; (d) any family member of such officials or employees; (e) any



political party, party official, or political candidate; or (f) any other persons, owners, officers, directors, employees and agents of any corporation or entity; to improperly or illegally assist in obtaining or retaining business (including but not limited to any contracts, avoidance of duties or reduction of tariffs, reduction of taxes or to obtain money owed, or to obtain regulatory approval) or for the purpose of causing, soliciting or inducing the sale and purchase of the Deliverables by any party, and (iv) it has full knowledge of and will comply with the Company's Code of Conduct for Business Partners as set forth on the Allegion customer website, **WHICH IS HEREBY INCORPORATED BY REFERENCE.**

c. The Customer shall indemnify and hold the Company harmless from any claim, demand, expense or cost arising from any breach of this Article.

d. The Customer shall permit the Company to conduct an audit or review of the Customer's financial books and records and business operations at such other times that the Company considers it necessary to confirm compliance with this provision. Such audit may be conducted by representatives of the Company or, at the Company's sole discretion, by a certified public accounting firm selected by the Company. The Customer shall cooperate with any inquiries from the Company's Ethics & Compliance Group.

e. A violation of this provision constitutes a material breach of this Agreement and the Company may terminate any purchase order or this Agreement immediately, with no opportunity to cure, in accordance with Section 27 of this Agreement.

f. Notwithstanding the foregoing provisions of this Section 33, (i) Company is not responsible for obtaining or maintaining any permits for the performance of services or the verification or compliance with any code requirements relative to the performance of services, (ii) to the extent any sale of Deliverables pursuant to this Agreement may require approval of the U.S. Government, Company's obligations under this Agreement are conditioned upon the grant of such approval and upon compliance by Customer with any restrictions imposed by the U.S. Government in connection with such approval, and (iii) in the event the Deliverables are to be used in a nuclear facility, the Customer shall, prior to such use, arrange for insurance or governmental indemnity protecting Company against liability. The Customer hereby releases and agrees to indemnify Company and its suppliers for any nuclear damage including, but not limited to, loss of use, in any manner arising out of the nuclear incident, whether alleged to be due, in whole or in part by Company or its suppliers.

g. **No Inducements.** Each party represents to each other that neither it nor any person acting on its behalf has, in contravention of any applicable law, given or offered to give or will give or offer to give, any sum of money or other material consideration to any person, directly or indirectly, as an inducement to obtain business hereunder or to influence the granting of licenses or other governmental permissions to enter into this Agreement or perform obligations hereunder.

h. **Equal Employment Opportunity.** Company is a U.S. federal contractor that complies with Executive Order 11246, as amended, and applicable regulations in 41 CFR Parts 60-1 through 60-60, 29 U.S.C. § 793 and applicable regulations in 41 CFR § 60-741; and 38 U.S.C. § 4212 and applicable regulations in 41 CFR Part 60-250 and 60-300. **THE FOLLOWING PROVISIONS ARE INCORPORATED HEREIN BY REFERENCE:** Executive Order 11246, as amended by Executive Order 13672, and 41 CFR § 60-4.3(a); Executive Order 11701 and 41 CFR §§ 60-250.5(a), 60-300.5; Executive Order 11758 and 41 CFR § 60-741.5(a); U.S. immigration laws, including the L-1 Visa Reform Act of 2004 and the H-1B Visa Reform Act of 2004; and Executive Order 13496.

i. **Ethical Business Conduct.** Customer shall adopt and comply with Company's Business Partner Code of Conduct which is **EXPRESSLY INCORPORATED HEREIN BY REFERENCE.**

**34. REPRESENTATIONS AND WARRANTIES.** Customer represents, warrants and covenants to Company that: (a) it has the right, power, and authority to enter into this Agreement and fully perform its obligations hereunder; (b) it has all necessary rights in and to its respective Content and Marks for use within the scope of this Agreement, including the licenses granted herein; and (c) it complies, and at all times shall comply, with all laws, rules, and regulations in effect that are applicable to its performance under this Agreement, including obtaining all such approvals and/or permits as may be required hereunder.

**35. NO THIRD-PARTY BENEFICIARY.** Each party is entering into this Agreement solely based on the representations contained herein for its own purposes and not for the benefit of any third party.

**36. NOTICES AND CHANGE OF ADDRESS.** All notices or other communications under this Agreement shall be in writing and delivered in person, or sent by receipted courier, express mail, e-mail, or postage prepaid certified or registered mail, addressed to the party for whom it is intended, at the addresses set forth in this Agreement. Either party may change its address for notice by giving written notice to the other party. Any notice or other communication shall be deemed given no later than the date actually received. Notice by courier, express mail, certified mail, or registered mail shall be deemed given on the date it is officially recorded as delivered and, in the absence of such record of delivery, it shall be rebuttably presumed to have been delivered on the third Business Day after it was deposited. Notices sent by e-mail require tangible confirmation of receipt from addressee.

**37. ASSIGNMENT.** Customer may not assign this Agreement without the prior written consent of Company. Company may assign its rights and delegate its duties under this Agreement, without the prior consent of Customer, to an Affiliate, or to a third party in the event of a spin-off, merger, business combination, consolidation or sale of all, or substantially all, of its assets or business that are related to this Agreement. The rights and duties in this Agreement shall bind and inure to the benefit of any such assignee.

**38. SEVERABILITY.** If any provision of this Agreement is held to be invalid, illegal, or unenforceable under any statute, regulation, ordinance, executive order, or other rule of law, that provision will be deemed severed to the extent necessary to comply with such statute, regulation, ordinance, order, or rule. In the event such provision is deemed severed, the parties will negotiate in good faith to arrive at an alternative arrangement approximating the original business objective of the parties. The remaining terms and conditions of this Agreement will remain in effect.

**39. NO IMPLIED WAIVER.** The failure of either party at any time to require performance by the other party of any provision of this Agreement will in no way affect the right to require such performance at any time thereafter, nor will the waiver of either party of a breach of any provision of this Agreement constitute a waiver of any succeeding breach of the same or any other provision.

**40. MISCELLANEOUS.** (a) This Agreement does not make either party the agent or legal representative of the other party. Neither party is authorized to create any obligation on behalf of the other party including, but not limited to, the obligation for payment of any service or warranty obligation hereunder; (b) The rights and remedies herein reserved to Company are cumulative and additional to any other rights and remedies provided at law or

equity; (c) The official text of this Agreement is in the English language. If this Agreement is translated into another language, the English text will govern any question with respect to interpretation; (d) The headings in this Agreement are for convenience of reference only and do not affect the meaning of this Agreement in any manner.

## DEFINITIONS.

Capitalized terms have the meanings set forth in this Section, or in the Section in which they first appear in this Agreement.

**"Agreement"** means these Allegion Terms and Conditions of Sale and Service, together with any applicable Country Supplement or Region Supplement provided by Company, and all of the documents referenced herein or therein.

**"Affiliate"** means any Person that directly or indirectly, through one or more intermediaries, controls, is controlled by, or is under common control with, the Company. The term "control" (including the terms "controlled by" and "under common control with") means the possession, directly or indirectly, of the power to direct or cause the direction of the management and policies of a Person, whether through the ownership of voting securities, by contract or otherwise.

**"Business Day"** means any day except Saturday, Sunday or any other day on which commercial banks located in the United States are authorized or required by Law to be closed for business.

**"Company"** means Schlage Lock Company, LLC or any subsidiary or affiliate thereof selling products that are part of the Allegion product portfolio. Schlage Lock Company and/or its subsidiary or affiliates will be severally but not jointly liable under the Agreement.

**"Company Marks"** refers to the Marks of Company.

**"Confidential Information"** shall mean any and all information provided by either party to the other party pertaining to the disclosing party's business. Confidential Information shall include, but not be limited to, any bidding lists, formulae for products, manufacturing processes, production techniques, packaging processes, methods, research materials, ideas, marketing plans and related materials, quality standards, test results and data, apparatus, engineering drawings, contract documents, computer software, hardware, or firmware, business activities information such as financial information, reports, projections, books and records, customer and supplier information, and operations, customer and supplier lists and data, specifications, know how, and other Proprietary Information or Trade Secrets (as defined herein) that either party may furnish to the other party. Confidential Information shall not include information that: (a) is or becomes publicly known if such public knowledge or disclosure is not the result of any act or failure to act on the part of the receiving party; (b) is, at the time of disclosure, already known to the Receiving Party without utilizing the Confidential Information; (c) is information disclosed to the Receiving Party by a third party which is not to the Receiving Party's knowledge, after inquiry of the third party, under a duty of confidentiality to the Disclosing Party; or (d) is independently developed by the Receiving Party without the use of Confidential Information. The Receiving Party shall have the burden of proof as to prior knowledge and absence of breach. Confidential Information may be furnished in any tangible or intangible form including, but not limited to, writings, drawings, computer and other electronic media, logic diagrams, component specifications, graphs, prototypes, samples, or verbal communications and regardless of whether such information is marked or designated as "confidential." For the avoidance of doubt, all information, knowledge or data disclosed by Company to Customer, regardless of whether disclosed in written, tangible, oral, visual or other form, including, without limitation, sample products, equipment, software, or other objects or material, provided by Company to Customer, and all information, knowledge or data which was obtained by Customer from visits to Company's facilities, shall be considered "Confidential Information" under this Agreement.

**"Content"** means all information (including without limitation any text, music, sound, photographs, video, graphics, data or software), in any medium, on a particular Company Web page or Website or in Marketing Materials.

**"Customer"** means the purchaser of Deliverables from Company.

**"Deliverables"** means any good or service or both purchased by Customer from Company under these General Terms and Conditions of Sale and Service.

**"End Users"** means the purchaser that (a) has acquired a Deliverable from Customer for (i) its own and its Affiliate's/Affiliates' internal use and not for resale, remarketing or distribution or (ii) incorporation into its own products and (b) is an individual or entity, other than any federal, state or local agency, office or division.

**"IP"** means all intellectual property and industrial property rights comprising or relating to/ of the following: (a) Patents; (b) Trademarks; (c) internet domain names, whether or not Trademarks, registered by any authorized private registrar or Governmental Authority, web addresses, web pages, website and URLs; (d) works of authorship, expressions, designs and design registrations, whether or not copyrightable, including copyrights and copyrightable works, software and firmware, application programming interfaces, architecture, files, records, schematics, data, data files, and databases and other specifications and documentation; (e) Trade Secrets; and (f) all other intellectual property and industrial property rights, and all rights, interests and protections that are associated with, equivalent or similar to, or required for the exercise of, any of the foregoing, however arising, in each case whether registered or unregistered and including all registrations and applications for, and renewals or extensions of, such rights or forms of protection pursuant to the Laws of any jurisdiction throughout in any part of the world.

**"Marketing Materials"** means all marketing brochures, buckslips, pamphlets, emails, text, call scripts or other material, whether in printed format, audio or audiovisual format, or in any other format, that contain any (i) Content relating to the Company Deliverables or (ii) Company Marks.

**"Marks"** means collectively the domain names, trademarks, trade names, service marks, trade dress, logos, and the like used or provided by either party for use in connection with this Agreement.

**"Patents"** means all patents (including all reissues, divisionals, provisionals, continuations and continuations-in-part, re-examinations, renewals, substitutions and extensions thereof), patent applications, and other patent rights and any other Governmental Authority-issued indicia of invention ownership (including inventor's certificates, petty patents and patent utility models).

**"Person"** means a person or entity.

**"Price Books"** mean Company's current Price Book in effect for the applicable Deliverable being purchased by Customer.

**"Trade Secrets"** means and includes business or technical information of either party, including processes, formulas, devices, techniques, compilations and other material that a party attempts to maintain in secret and that derive commercial value for such party from not being generally known to the public or readily ascertainable through independent development or reverse engineering.

## DOOR CLOSER SPECIALISTS

Since its founding in 1926, LCN has specialized in solving door control problems through the use of high quality, innovative door control products. By adhering to high standards of performance, LCN has earned a leadership role within the industry and is committed to meeting door control challenges of the future. With representatives located throughout the world, LCN provides the products and services necessary to solve your door control problems.

### The LCN formula for success



#### Materials

LCN is committed to providing the best door closers in the world. In addition to the mechanical advantages derived from proven designs, much of the durability of the closer and arm system is related to the materials used in their manufacturing.




#### Extensive Abuse Test

Why do some hardware professionals claim that LCN stands for "Last Closer Needed?" LCN closers are put through grueling tests in which they exceed industry requirements.



#### Forged Steel Arms

The closing power and control generated within LCN closers is transferred to the door through forged steel arms. Forged steel arms have greater strength, better appearance and less bulk.



#### Chrome Silicon

Many closer manufacturers use less expensive oil-tempered springs, but LCN engineers know that such a spring loses up to 20% of its power after a few thousand cycles.



#### Heat-Treated

LCN steel pinions have larger, stronger teeth and are double heat-treated for the greatest possible strength on the shaft. Heat-treating makes the pinion harder, better able to resist wear after years of service and results in less stress on the cylinder.




#### Special Templates

When a standard door closer won't do the job, there is only one proven, reliable source for special solutions — LCN. With over 3,000 special templates on file, LCN can provide a door control solution for one-of-a-kind doors such as vault, balanced, over-sized and arch doors.



#### Hydraulic Fluid

LCN uses a special formula hydraulic fluid with special lubrication properties to keep closer components working smoothly. This unique all-weather hydraulic fluid eliminates the need for seasonal adjustments.




#### Customer Service

At a time when machines are picking up more and more customer calls, real people are answering the phones at LCN. Every member of our customer service staff is trained and qualified to assist you with orders, closer selection and special applications.

# COMPLETE DOOR CLOSERS

## PRICE LIST

CLOSER SERIES		STANDARD POWDER COAT FINISHES	PLATED FINISHES			S H E E T P I N G	
SERIES NUMBER	ARM TYPE	AL (689) DKBRZ (695) BRASS (696) LTBRZ (691) STAT (690) BLACK (693)	US26D	US 3 US 4 US 10	US 11 US 15 US 26		

### 1250 Series - Surface Mount

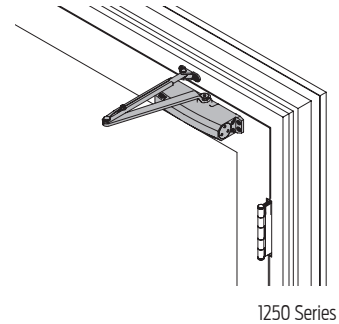
1250 .....	Rw/PA*	<b>\$205</b>	N/A	N/A	8
1250 .....	Rw/62A	<b>220</b>	N/A	N/A	7
1250 .....	LONG	<b>205</b>	N/A	N/A	7
1250 .....	Hw/PA*	<b>235</b>	N/A	N/A	10
1250 .....	HLONG	<b>235</b>	N/A	N/A	10
1250 .....	EDA	<b>255</b>	N/A	N/A	8
1250 .....	HEDA (Handed)	<b>290</b>	N/A	N/A	8
1250 .....	CUSH	<b>290</b>	N/A	N/A	9
1250 .....	HCUSH	<b>350</b>	N/A	N/A	9
1250 .....	SCUSH	<b>350</b>	N/A	N/A	9
1250 .....	SHCUSH	<b>410</b>	N/A	N/A	9

Add for; Slim Cover (**SLIM**) (\$15), Custom Powder Finish (**RAL**) (\$40), Brite Metallic (**MTLPC**) (\$60), TORX Fasteners (**TORX**) (\$15), Special Rust Inhibitor (**SRI**) (\$40)

\*Note - When BAA (Buy American Act) is required for 1250 Rw/PA and Hw/PA in AL or DKBRZ please designate BAA when ordering.

**Buy American Act (BAA) (\$30)** for 1250 Rw/PA and Hw/PA in AL or DKBRZ.

For parts & accessories, see page 50



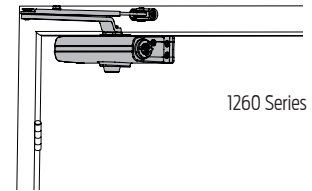
1250 Series

### 1260 Series - Surface Mount

1261 .....	REG	<b>\$266</b>	N/A	N/A	11
1261 .....	Rw/PA	<b>271</b>	N/A	N/A	12
1261 .....	Rw/62A	<b>287</b>	N/A	N/A	12
1261 .....	LONG	<b>271</b>	N/A	N/A	11
1261 .....	H	<b>298</b>	N/A	N/A	11
1261 .....	Hw/PA	<b>303</b>	N/A	N/A	12
1261 .....	HLONG	<b>303</b>	N/A	N/A	11
1261 .....	EDA	<b>324</b>	N/A	N/A	13
1261 .....	EDA w/62G	<b>330</b>	N/A	N/A	13
1261 .....	HEDA (Handed)	<b>356</b>	N/A	N/A	13
1261 .....	HEDA w/62G (Handed)	<b>362</b>	N/A	N/A	13
1261 .....	CUSH	<b>356</b>	N/A	N/A	12
1261 .....	HCUSH	<b>415</b>	N/A	N/A	12

Add for; Slim Cover (**SLIM**) (\$16), TORX Fasteners (**TORX**) (\$15), Special Rust Inhibitor (**SRI**) (\$40)

For parts & accessories, see page 50.



1260 Series

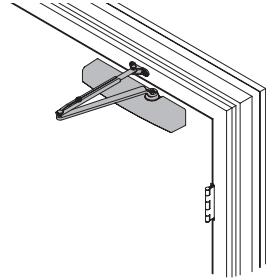
# COMPLETE DOOR CLOSERS

## PRICE LIST

CLOSER SERIES		STANDARD POWDER COAT FINISHES	PLATED FINISHES			S H E E T P I N G	
SERIES NUMBER	ARM TYPE	AL (689) DKBRZ (695) BRASS (696) LTBRZ (691) STAT (690) BLACK (693)	US26D	US 3 US 4 US 10	US 11 US 15 US 26		

### 1450 Series - Surface Mount

1450 .....	Rw/PA*	\$275	N/A	N/A	9
1450 .....	Rw/62A	290	N/A	N/A	9
1450 .....	LONG	275	N/A	N/A	8
1450 .....	Hw/PA*	305	N/A	N/A	11
1450 .....	HLONG	305	N/A	N/A	11
1450 .....	EDA	325	N/A	N/A	9
1450 .....	EDA w/62G	330	N/A	N/A	9
1450 .....	HEDA	360	N/A	N/A	9
1450 .....	CUSH	360	N/A	N/A	9
1450 .....	HCUSH	420	N/A	N/A	10
1450 .....	SCUSH	420	N/A	N/A	10
1450 .....	SHCUSH	480	N/A	N/A	10



1450 Series

Add for; Delay Action (**DEL**) (\$42), Full Metal Cover (**MC**) (\$30), Full Plastic Cover (**FC**) (\$10), TORX Fasteners (**TORX**) (\$15), Custom Powder Finish (**RAL**) (\$40), Brite Metallic (**MTLPC**) (\$60), Special Rust Inhibitor (**SRI**) (\$40)

\*Note - When BAA (Buy American Act) is required for 1450 Rw/PA and Hw/PA in AL or DKBRZ please designate BAA when ordering.  
Buy American Act (**BAA**) (\$30) for 1450 Rw/PA and Hw/PA in AL or DKBRZ.

For parts & accessories, see page 50.

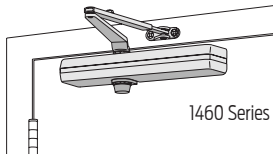
### 1450T Series - Surface Mount (Coming Soon)

1450T .....	STD	\$360	NA	NA	12
1450T .....	H	382	NA	NA	12
1450T .....	BUMPER	392	NA	NA	12
1450T .....	H BUMPER	390	NA	NA	12

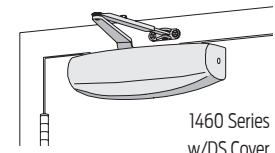
Add for; Full Metal Cover (**MC**) (\$30), Full Plastic Cover (**FC**) (\$10), TORX Fasteners (**TORX**) (\$15), Special Rust Inhibitor (**SRI**) (\$40), Custom Powder Finish (**RAL**) (\$40), Brite Metallic (**MTLPC**) (\$60)

### 1460 Series - Surface Mount

1461 .....	REG	\$341	\$614	\$686	9
1461 .....	Rw/PA	346	668	756	11
1461 .....	Rw/62A	372	686	771	11
1461 .....	LONG	346	617	691	9
1461 .....	H	373	628	705	10
1461 .....	Hw/PA	378	681	777	11
1461 .....	HLONG	378	631	713	10
1461 .....	HD	373	644	724	9
1461 .....	HD/PA	378	704	792	11
1461 .....	HDw/62A	394	724	811	11
1461 .....	HD/LONG	378	654	729	10
1461 .....	EDA	399	750	826	12
1461 .....	EDA w/62G	405	756	830	12
1461 .....	HEDA (Handed)	431	782	861	12
1461 .....	HEDA w/62G (Handed)	437	793	857	12
1461 .....	CUSH	431	793	861	11
1461 .....	HCUSH	490	830	915	11
1461 .....	SCUSH	490	830	915	11
1461 .....	SHCUSH	531	860	942	11



1460 Series



1460 Series  
w/DS Cover

Add for; Delay Action (**DEL**) (\$42), Designer Series Cover (**DS**) (\$32), Full Cover (**FC**) (\$11), TORX Fasteners (**TORX**) (\$15), Special Rust Inhibitor (**SRI**) (\$40), Custom Powder Finish (**RAL**) (\$40), Brite Metallic (**MTLPC**) (\$60)

For parts & accessories, see page 51.

### 1460T Series - Surface Mount

1460T, 1461T .....	STD	\$427	\$693	\$720	12
1460T, 1461T .....	H	448	714	791	12
1460T, 1461T .....	BUMPER	437	703	780	12
1460T, 1461T .....	H BUMPER		725	802	12

Add for; Designer Series Cover (**DS**) (\$32), Full Cover (**FC**) (\$11), TORX Fasteners (**TORX**) (\$15), Special Rust Inhibitor (**SRI**) (\$40), Custom Powder Finish (**RAL**) (\$40), Brite Metallic (**MTLPC**) (\$60)


For parts & accessories, see page 51.

Indicates products that have EPD documentation available and meet LEED v4.



# COMPLETE DOOR CLOSERS

## PRICE LIST

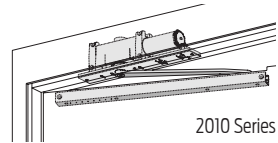
CLOSER SERIES		STANDARD POWDER COAT FINISHES	PLATED FINISHES			S H I P P I N G	
SERIES NUMBER	ARM TYPE	AL (689) DKBRZ (695) BRASS (696) LTBRZ (691) STAT (690) BLACK (693)	US26D	US 3 US 4 US 10	US 11 US 15 US 26		

### 2010 Series - Concealed (Requires Handing)

2011, 2013-2016	STD	\$642	\$1,098	\$1,256	13
2011, 2013-2016	H	663	1119	1277	14
2011, 2013-2016	BUMPER	652	1108	1266	13
2011, 2013-2016	H BUMPER	674	1130	1288	14

Add for; TORX Fasteners (**TORX**) (\$15), Special Rust Inhibitor (**SRI**) (\$40), Custom Powder Finish (**RAL**\_\_\_) (\$40), Brite Metallic (**MTLPC**)\* (\$60)

For parts & accessories, see page 52.

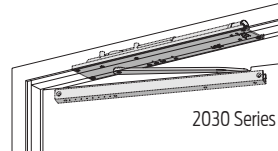


### 2030 Series - Concealed (Requires Handing)

2031-2035	STD	\$1,068	\$1,507	\$1,640	14
2031-2035	H	1089	1,528	1,661	14
2031-2035	BUMPER	1078	1,517	1,650	14
2031-2035	H BUMPER	1100	1,539	1,672	14

Add for; TORX Fasteners (**TORX**) (\$15), Special Rust Inhibitor (**SRI**) (\$40), Custom Powder Finish (**RAL**\_\_\_) (\$40), Brite Metallic (**MTLPC**)\* (\$60)

For parts & accessories, see page 52.

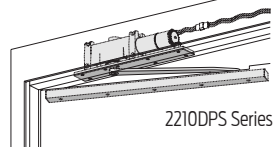


### 2210 Series - Concealed (Requires Handing)

2213-2215	STD	\$914	\$1,290	\$1,369	17
2213DPS-2215DPS	STD	1,022	1,398	1,477	17

Add for; Advanced Variable Backcheck (**AVB**) (\$21), Special Rust Inhibitor (N/A with DPS) (**SRI**) (\$40), Custom Powder Finish (**RAL**\_\_\_) (\$40), Brite Metallic (**MTLPC**) (\$60)

For parts & accessories, see page 52.

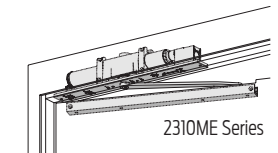


### 2310ME Series - Concealed (Requires Handing & Voltage)

2314ME	STD	\$1,198	\$1,528	\$1,630	17
--------	-----	---------	---------	---------	----

Add for; Bypass Cylinder (**B80**) or (**B140**) (\$85), TORX Fasteners (**TORX**) (\$15), Custom Powder Finish (**RAL**\_\_\_)\* (\$40), Brite Metallic (**MTLPC**)\* (\$60)

For parts & accessories, see page 52.

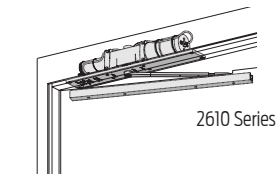


### 2610 Series - Concealed (Requires Handing)

2613-2614	STD	\$2,152	\$2,543	\$2,657	22
2613DPS-2614DPS	STD	2,358	\$2,749	\$2,864	22

Add for; Custom Powder Finish (**RAL**\_\_\_)\* (\$40), Brite Metallic (**MTLPC**)\* (\$60)


See pages 20-21 for control boxes and compressors. Also, see pages 26-43 for actuators, tubing, & accessories. For parts & accessories, see page 53.





# COMPLETE DOOR CLOSERS

## PRICE LIST

CLOSER SERIES		STANDARD POWDER COAT FINISHES	PLATED FINISHES		S H E E T P I N G	
SERIES NUMBER	ARM TYPE	ANCLR ANDKB	N/A	N/A		



### 2810 Series - Concealed (Requires Handing)

2811.....STD/CP	\$4,600
2811.....STD/OP	4,617

ANCLR or ANDKB  
ANCLR or ANDKB

78  
78

Header lengths available 33" to 48" on operators without **POS** or **BKY** (please specify).  
Header lengths available 36" to 48" on operators with **POS** or **BKY** (please specify).  
STD/CP arm has 2 3/4" spindle center, STD/OP arm has 3 3/4" spindle center.  
Add for; Double Door Header (49" to 98" – please specify) (**DD**) (\$235),  
Positive Mechanical Stop (STD/CP arm only) (**POS**) (\$26), Breakaway Stop (STD/CP arm only) (**BKY**) (\$95)  
Manual Prep (requires DD header and STD/OP arm) (49" to 98" – please specify) (**MPDD**) (\$639)  
See pages 30-47 for actuators & accessories.  
For parts & accessories, see page 53.



2810 Series




### 2850 Series - Concealed/Simultaneous Pair

2853.....STD/CP	\$7,382
2853.....STD/OP	7,459

ANCLR or ANDKB  
ANCLR or ANDKB

155  
155

Header lengths available 52" to 98" on operators without **POS** or **BKY** (please specify).  
Header lengths available 70" to 98" on operators with **POS** or **BKY** (please specify).  
STD/CP arm has 2 3/4" spindle center, STD/OP arm has 3 3/4" spindle center.  
Add for; Positive Mechanical Stop (STD/CP arm only) (**POS**) (\$52), Breakaway Stop (STD/CP arm only) (**BKY**) (\$190)  
See pages 30-47 for actuators & accessories.  
For parts & accessories, see page 53.



2850 Series




### 2860 Series - Concealed/Independent Pair

2863.....STD/CP	\$9,101
2863.....STD/OP	9,132

ANCLR or ANDKB  
ANCLR or ANDKB


155  
155

Header lengths available 65" to 98" on operators without **POS** or **BKY** (please specify).  
Header lengths available 70" to 98" on operators with **POS** or **BKY** (please specify).  
STD/CP arm has 2 3/4" spindle center, STD/OP arm has 3 3/4" spindle center.  
Add for; Positive Mechanical Stop (STD/CP arm only) (**POS**) (\$52), Breakaway Stop (STD/CP arm only) (**BKY**) (\$190)  
See pages 30-47 for actuators & accessories.  
For parts & accessories, see page 53.



2860 Series

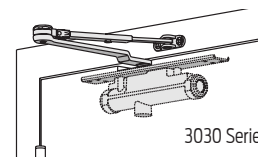
# PRICE LIST

CLOSER SERIES		STANDARD POWDER COAT FINISHES	PLATED FINISHES			S H E E T P I N G	
SERIES NUMBER	ARM TYPE	AL (689) DKBRZ (695) BRASS (696) LTBRZ (691) STAT (690) BLACK (693)	US26D	US 3 US 4 US 10	US 11 US 15 US 26		

## 3030 Series - Concealed (Requires Handing)

3031-3034..... REG	\$460	\$662	\$715	6
3031-3034..... H	492	694	747	6

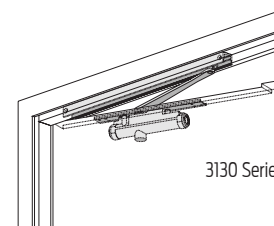
Add for; TORX Fasteners (**TORX**) (\$15), Special Rust Inhibitor (**SRI**) (\$40), Custom Powder Finish (**RAL**\_\_\_)\* (\$40), Brite Metallic (**MTLPC**)\* (\$60)  
For parts & accessories, see page 54.



## 3130 Series - Concealed (Requires Handing)

3131-3133..... STD	\$539	\$734	\$790	8
3131-3133..... H	560	755	811	8
3131-3133..... BUMPER	549	744	800	8
3131-3133..... H BUMPER	571	766	822	8

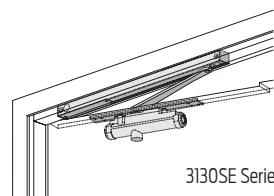
Add for; TORX Fasteners (**TORX**) (\$15), Special Rust Inhibitor (**SRI**) (\$40), Custom Powder Finish (**RAL**\_\_\_)\* (\$40), Brite Metallic (**MTLPC**)\* (\$60)  
For parts & accessories, see page 54.



## 3130SE Series - Concealed (Requires Handing & Voltage)

3133SE-3134SE ..... STD	\$850	\$1,045	\$1,101	8
3133SE-3134SE ..... LONG	855	1,050	1,106	8

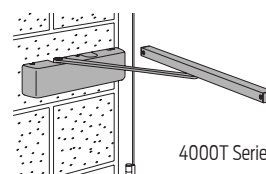
Add for; TORX Fasteners (**TORX**) (\$15), Custom Powder Finish (**RAL**\_\_\_)\* (\$40), Brite Metallic (**MTLPC**)\* (\$60)  
For parts & accessories, see page 54.



## 4000T Series - Wall Pocket (SEM7800 Series Available Separately)

4003T-4004T ..... STD	\$536	\$849	\$950	15
-----------------------	-------	-------	-------	----

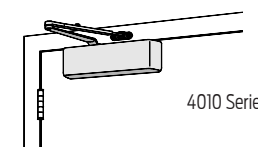
Add for; Metal Cover (**MC**) (\$10), TORX Fasteners (**TORX**) (\$15), Special Rust Inhibitor (**SRI**) (\$40), Custom Powder Finish (**RAL**\_\_\_)\* (\$40), Brite Metallic (**MTLPC**)\* (\$60)  
For parts & accessories, see page 54.



## 4010 Series - Surface Mount (Requires Handing)

4011 or 4016 ..... REG	\$475	\$898	\$1,036	11
4011 or 4016 ..... H	501	924	1,062	12
4011 or 4016 ..... FL	606	NA	NA	15

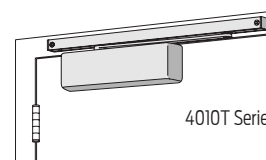
Add for; Delay Action (**DEL**) (\$42) (4011 only), Telephone Cylinder (**TEL**) (\$42), Metal Cover (**MC**) (\$11), TORX Fasteners (**TORX**) (\$15), Special Rust Inhibitor (**SRI**) (\$40), Custom Powder Finish (**RAL**\_\_\_)\* (\$40), Brite Metallic (**MTLPC**)\* (\$60)  
Note - 4010 Series is available as 4011 (Adjustable 1-5) or 4016 (Size 6 Only - Not ADA Compliant).  
For parts & accessories, see page 54.



## 4010T Series - Surface Mount (Requires Handing)

4011T, 4013T-4014T ..... STD	\$530	\$833	\$921	16
4011T, 4013T-4014T ..... H	551	854	948	16
4011T, 4013T-4014T ..... BUMPER	540	843	931	16
4011T, 4013T-4014T ..... H BUMPER	562	865	953	16
4011T, 4013T-4014T ..... DE	575	878	966	16
4011T, 4013T-4014T ..... DE HO	596	899	987	16
4011T, 4013T-4014T ..... DE BUMPER	585	888	976	16
4011T, 4013T-4014T ..... DE H BUMPER	607	910	998	16


Add for; Metal Cover (**MC**) (\$10), TORX Fasteners (**TORX**) (\$15), Special Rust Inhibitor (**SRI**) (\$40), Custom Powder Finish (**RAL**\_\_\_)\* (\$40), Brite Metallic (**MTLPC**)\* (\$60)  
For parts & accessories, see page 55.



Indicates products that have EPD documentation available and meet LEED v4.

# COMPLETE DOOR CLOSERS

## PRICE LIST

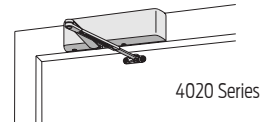
CLOSER SERIES		STANDARD POWDER COAT FINISHES	PLATED FINISHES			S H E E T P I N G	
SERIES NUMBER	ARM TYPE	AL (689) DKBRZ (695) BRASS (696) LTBRZ (691) STAT (690) BLACK (693)	US26D	US 3 US 4 US 10	US 11 US 15 US 26		

### 4020 Series - Surface Mount (Requires Handing)

4021 or 4026..... REG	<b>\$475</b>	\$887	\$1,033	11
4021 or 4026..... LONG	<b>480</b>	897	1,041	11
4021 or 4026..... H	<b>501</b>	918	1,062	12
4021 or 4026..... FL	<b>606</b>	NA	NA	12

Add for; Delay Action (**DEL**) (\$42) (4021 only), Telephone Cylinder (**TEL**) (\$42), Metal Cover (**MC**) (\$10), TORX Fasteners (**TORX**) (\$15), Special Rust Inhibitor (**SRI**) (\$40), Custom Powder Finish (**RAL**\_\_\_)\* (\$40), Brite Metallic (**MTLPC**)\* (\$60)

Note - 4020 Series is available as 4021 (Adjustable 1-5) or 4026 (Size 6 Only - Not ADA Compliant).  
For parts & accessories, see page 55.

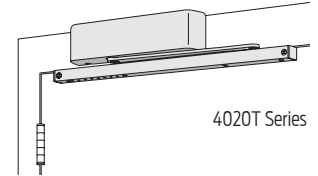


### 4020T Series - Surface Mount (Requires Handing)

4021T, 4023T-4024T..... STD	<b>\$530</b>	\$860	\$921	15
4021T, 4023T-4024T..... H	<b>551</b>	854	942	16
4021T, 4023T-4024T..... BUMPER	<b>540</b>	843	931	15
4021T, 4023T-4024T..... H BUMPER	<b>562</b>	865	953	16

Add for; Metal Cover (**MC**) (\$10), TORX Fasteners (**TORX**) (\$15), Special Rust Inhibitor (**SRI**) (\$40), Custom Powder Finish (**RAL**\_\_\_)\* (\$40), Brite Metallic (**MTLPC**)\* (\$60)

For parts & accessories, see page 55.

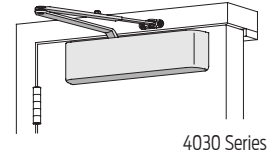


### 4030 Series - Surface Mount

4031..... REG	<b>\$407</b>	\$722	\$829	8
4031..... Rw/PA	<b>412</b>	780	905	9
4031..... Rw/62A	<b>428</b>	797	921	8
4031..... LD	<b>384</b>	681	770	8
4031..... LD/PA	<b>390</b>	739	846	8
4031..... LD/62A	<b>406</b>	758	865	8
4031..... LONG	<b>412</b>	727	836	8
4031..... H	<b>439</b>	745	851	8
4031..... Hw/PA	<b>444</b>	803	920	9
4031..... HLONG	<b>444</b>	750	856	8
4031..... EDA	<b>444</b>	832	924	9
4031..... HEDA (Handed)	<b>476</b>	860	953	9
4031..... CUSH	<b>476</b>	860	953	9
4031..... HCUSH	<b>534</b>	939	1,009	9
4031..... SCUSH	<b>534</b>	939	1,009	9
4031..... SHCUSH	<b>593</b>	995	1,065	9

Add for; Special Rust Inhibitor (**SRI**) (\$40), Custom Powder Finish (**RAL**\_\_\_)\* (\$40), Brite Metallic (**MTLPC**)\* (\$60)

For parts & accessories, see page 56.

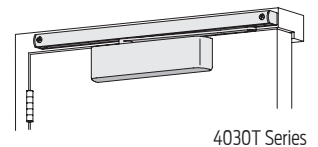


### 4030T Series - Surface Mount

4031T..... STD	<b>\$474</b>	\$772	\$856	9
4031T..... H	<b>495</b>	793	877	9

Add for; Special Rust Inhibitor (**SRI**) (\$40), Custom Powder Finish (**RAL**\_\_\_)\* (\$40), Brite Metallic (**MTLPC**)\* (\$60)


For parts & accessories, see page 56.



 Indicates products that have EPD documentation available and meet LEED v4.

# COMPLETE DOOR CLOSERS

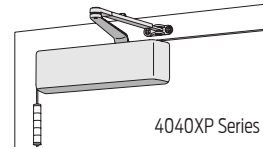
## PRICE LIST

CLOSER SERIES		STANDARD POWDER COAT FINISHES	PLATED FINISHES			S H E E T P I N G	
SERIES NUMBER	ARM TYPE	AL (689) DKBRZ (695) BRASS (696) LTBRZ (691) STAT (690) BLACK (693)	US26D	US 3 US 4 US 10	US 11 US 15 US 26		

### 4040XP Series - Surface Mount

4040XP.....REG	<b>\$492</b>	\$930	\$1,078	13
4040XP.....Rw/PA	<b>497</b>	988	1,149	13
4040XP.....LONG	<b>497</b>	936	1,085	14
4040XP.....XLONG	<b>529</b>	968	1,111	14
4040XP.....Rw/62A	<b>519</b>	1,006	1,168	12
4040XP.....H	<b>551</b>	972	1,123	13
4040XP.....Hw/PA	<b>556</b>	1,039	1,210	12
4040XP.....HLONG	<b>556</b>	979	1,127	12
4040XP.....EDA	<b>540</b>	963	1,112	14
4040XP.....EDA w/62G	<b>545</b>	968	1,117	13
4040XP.....HEDA (Handed)	<b>572</b>	995	1,138	14
4040XP.....HEDA w/62G (Handed)	<b>577</b>	1,000	1,143	13
4040XP.....CUSH	<b>572</b>	1,000	1,144	14
4040XP.....HCUSH	<b>625</b>	1,058	1,202	14
4040XP.....SCUSH	<b>625</b>	1,058	1,202	15
4040XP.....SHCUSH	<b>678</b>	1,111	1,255	15

Add for; Delay Action (**DEL**) (**\$42**) (Standard 4041 Cylinder - Not XP), Metal Cover (Handed) (**MC**) (**\$10**), TORX Fasteners (**TORX**) (**\$15**), Special Rust Inhibitor (**SRI**) (**\$40**), Custom Powder Finish (RAL\_\_\_)\* (**\$40**), Brite Metallic (**MTLPC**)\* (**\$60**)  
For parts & accessories, see page 56.

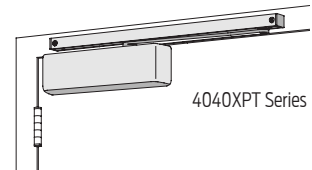


4040XP Series

### 4040XPT Series - Surface Mount

4040XPT.....STD	<b>\$549</b>	\$846	\$933	15
4040XPT.....H	<b>570</b>	867	954	16
4040XPT.....BUMPER	<b>559</b>	856	943	15
4040XPT.....H BUMPER	<b>581</b>	878	965	16
4040XPT.....DE (Handed)	<b>592</b>	896	981	16
4040XPT.....DE H (Handed)	<b>613</b>	917	1,002	16
4040XPT.....DE BUMPER (Handed)	<b>602</b>	906	991	16
4040XPT.....DE H BUMPER (Handed)	<b>624</b>	928	1,013	16

Add for; Metal Cover (Handed) (**MC**) (**\$10**), TORX Fasteners (**TORX**) (**\$15**), Special Rust Inhibitor (**SRI**) (**\$40**), Custom Powder Finish (RAL\_\_\_)\* (**\$40**), Brite Metallic (**MTLPC**)\* (**\$60**)  
For parts & accessories, see page 57.



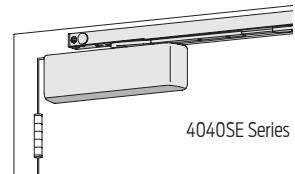
4040XPT Series



### 4040SE Series - Surface Mount (Requires Voltage)

4040SE.....STD	<b>\$878</b>	\$1,190	\$1,292	12
4040SE.....LONG	<b>878</b>	1,190	1,292	12
4040SE.....DE (Handed)	<b>924</b>	1,235	1,337	12

Add for; Metal Cover (Handed) (**MC**) (**\$10**), TORX Fasteners (**TORX**) (**\$15**), Custom Powder Finish (RAL\_\_\_)\* (**\$40**), Brite Metallic (**MTLPC**)\* (**\$60**)  
For parts & accessories, see page 57.



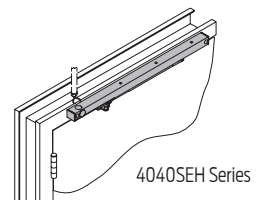
4040SE Series



### 4040SEH Series - Surface Mount Arm & Track Only (Requires Voltage) (Closer Available Separately)

4040SEH.....4040SEH-3038 w/Arm	<b>\$551</b>	\$730	\$769	8
--------------------------------	--------------	-------	-------	---

Add for; TORX Fasteners (**TORX**) (**\$15**)  
Note - Includes 4040SEH Track & 4040SEH Arm Only.  
For parts & accessories, see page 57.




4040SEH Series

Indicates products that have EPD documentation available and meet LEED v4.

# COMPLETE DOOR CLOSERS

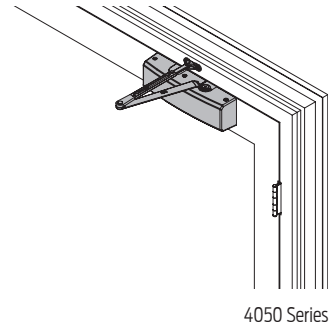
## PRICE LIST

CLOSER SERIES		STANDARD POWDER COAT FINISHES	PLATED FINISHES			S H E E T P I N G	
SERIES NUMBER	ARM TYPE	AL (689) DKBRZ (695) BRASS (696) LTBRZ (691) STAT (690) BLACK (693)	US26D	US 3 US 4 US 10	US 11 US 15 US 26		

### 4050 Series - Surface Mount

4050.....Rw/PA	<b>\$435</b>	N/A	N/A	13
4050.....LONG	<b>435</b>	N/A	N/A	14
4050.....Rw/62A	<b>455</b>	N/A	N/A	13
4050.....Hw/PA	<b>475</b>	N/A	N/A	12
4050.....HLONG	<b>475</b>	N/A	N/A	12
4050.....EDA	<b>465</b>	N/A	N/A	14
4050.....EDA w/62G	<b>470</b>	N/A	N/A	13
4050.....HEDA (handed)	<b>495</b>	N/A	N/A	14
4050.....HEDA w/62G (handed)	<b>500</b>	N/A	N/A	13
4050.....CUSH	<b>495</b>	N/A	N/A	14
4050.....HCUSH	<b>555</b>	N/A	N/A	14
4050.....SCUSH	<b>555</b>	N/A	N/A	15
4050.....SHCUSH	<b>615</b>	N/A	N/A	15

Add for; Delay Action (**DEL**) (\$43), Metal Cover (**MC**) (\$10),  
TORX Fasteners (**TORX**) (\$15), Custom Powder Finish (**RAL**\_\_\_) (\$40), Brite Metallic (**MTLPC**) (\$60),  
Special Rust Inhibitor (**SRI**) (\$40).  
For parts & accessories, see page 57.

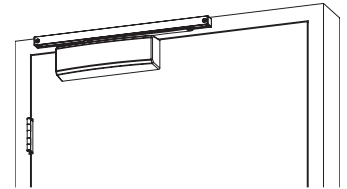


4050 Series

### 4050T Series - Surface Mount

4050T.....STD	<b>\$490</b>	N/A	N/A	15
4050T.....H	<b>515</b>	N/A	N/A	16
4050T.....BUMPER	<b>500</b>	N/A	N/A	15
4050T.....H BUMPER	<b>525</b>	N/A	N/A	16
4050T.....DE (Handed)	<b>535</b>	N/A	N/A	16
4050T.....DE H (Handed)	<b>555</b>	N/A	N/A	16
4050T.....DE BUMPER (Handed)	<b>545</b>	N/A	N/A	16
4050T.....DE H BUMPER (Handed)	<b>565</b>	N/A	N/A	16

Add for; Metal Cover (**MC**) (\$10), TORX Fasteners (**TORX**) (\$15), Special Rust Inhibitor (**SRI**) (\$40),  
Custom Powder Finish (**RAL**\_\_\_) (\$40), Brite Metallic (**MTLPC**) (\$60).  
For parts & accessories, see page 58.

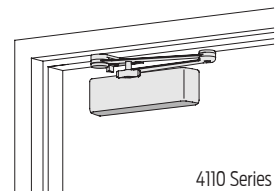


4050T Series

### 4110 Series - Surface Mount (Requires Handing)

4111 or 4116.....EDA	<b>\$475</b>	\$893	\$1,038	13
4111 or 4116.....EDA w/62G	<b>480</b>	898	1,043	13
4111 or 4116.....HEDA	<b>507</b>	921	1,068	13
4111 or 4116.....HEDA w/62G	<b>512</b>	926	1,073	13
4111 or 4116.....FL	<b>611</b>	NA	NA	15
4111 or 4116.....CUSH	<b>507</b>	921	1,068	13
4111.....HCUSH	<b>565</b>	977	1,130	14
4111 or 4116.....SCUSH	<b>565</b>	977	1,130	15
4111.....SHCUSH	<b>618</b>	1,030	1,174	15

Add for; Delay Action (**DEL**) (\$42) (4111 only), Advanced Variable Backcheck (**AVB**) (\$21),  
Telephone Cylinder (**TEL**) (\$42), Metal Cover (**MC**) (\$10), TORX Fasteners (**TORX**) (\$15),  
Special Rust Inhibitor (**SRI**) (\$40), Custom Powder Finish (**RAL**\_\_\_)\* (\$40), Brite Metallic (**MTLPC**)\* (\$60)  
Note - 4110 Series is available as 4111 (Adjustable 1-5) or 4116 (Size 6 Only - Not ADA Compliant).  
For parts & accessories, see page 58.

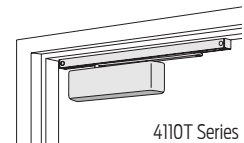


4110 Series

### 4110T Series - Surface Mount (Requires Handing)

4111T, 4113T-4114T.....STD	<b>\$529</b>	\$833	\$921	15
4111T, 4113T-4114T.....H	<b>550</b>	854	942	16
4111T, 4113T-4114T.....BUMPER	<b>539</b>	843	931	15
4111T, 4113T-4114T.....H BUMPER	<b>561</b>	865	953	16

Add for; Metal Cover (**MC**) (\$10), TORX Fasteners (**TORX**) (\$15), Special Rust Inhibitor (**SRI**) (\$40),  
Custom Powder Finish (**RAL**\_\_\_)\* (\$40), Brite Metallic (**MTLPC**)\* (\$60)  
For parts & accessories, see page 58.




4110T Series



# COMPLETE DOOR CLOSERS

## PRICE LIST

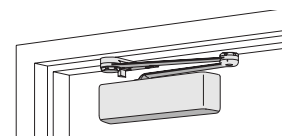
CLOSER SERIES		STANDARD POWDER COAT FINISHES	PLATED FINISHES			S H E E T P I G H T	 July 2018
SERIES NUMBER	ARM TYPE	AL (689) DKBRZ (695) BRASS (696) LTBRZ (691) STAT (690) BLACK (693)	US26D	US 3 US 4 US 10	US 11 US 15 US 26		



### 4210 Series - Surface Mount (Requires Handing)

4211 or 4216	EDA	\$525	\$874	\$1,081	14
4211 or 4216	CUSH	557	932	1,108	14
4211	HCUSH	615	1,017	1,161	15

Add for; Delay Action (**DEL**) (\$42) (4211 only), Advanced Variable Backcheck (**AVB**) (\$21), Special Rust Inhibitor (**SRI**) (\$40), Custom Powder Finish (**RAL**)\* (\$40), Brite Metallic (**MTLPC**)\* (\$60)  
 Note - 4210 Series is available as 4211 (Adjustable 1-5) or 4216 (Size 6 Only - Not ADA Compliant).  
 For parts & accessories, see page 59.



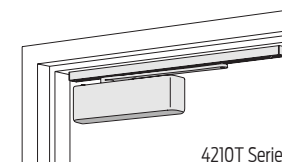
4210 Series



### 4210T Series - Surface Mount (Requires Handing)

4211T, 4213T-4214T	STD	\$642	\$948	\$1,033	15
--------------------	-----	-------	-------	---------	----

Add for; Advanced Variable Backcheck (**AVB**) (\$21), Special Rust Inhibitor (**SRI**) (\$40), Custom Powder Finish (**RAL**)\* (\$40), Brite Metallic (**MTLPC**)\* (\$60)  
 For parts & accessories, see page 59.




4210T Series



### 4310HSA Series - Surface Mount (Requires Handing & Voltage)

4311HSA	STD	\$1,274	\$1,626	\$1,725	22
4311HSA	DE	1,319	1,671	1,770	22

Add for; Custom Powder Finish (**RAL**)\* (\$40), Brite Metallic (**MTLPC**)\* (\$60)  
 For parts & accessories, see page 59.




4310HSA Series



### 4310ME Series - Surface Mount (Requires Handing & Voltage)

4314ME	SF	\$1,220	\$1,582	\$1,681	17
4314ME	DE	1,264	1,626	1,725	17

Add for; Bypass Cylinder (**B80**) or (**B140**) (\$85), TORX Fasteners (**TORX**) (\$15), Custom Powder Finish (**RAL**)\* (\$40), Brite Metallic (**MTLPC**)\* (\$60)  
 For parts & accessories, see page 59.




4310ME Series

 Indicates products that have EPD documentation available and meet LEED v4.

# COMPLETE DOOR CLOSERS

## PRICE LIST

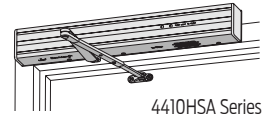
CLOSER SERIES		STANDARD POWDER COAT FINISHES	PLATED FINISHES			S H E E T P I N G	
SERIES NUMBER	ARM TYPE	AL (689) DKBRZ (695) BRASS (696) LTBRZ (691) STAT (690) BLACK (693)	US26D	US 3 US 4 US 10	US 11 US 15 US 26		



### 4410HSA Series - Surface Mount (Requires Handing & Voltage)

4412HSA	REG	\$1,216	\$1,683	\$1,835	22
4412HSA	LONG	1,249	1,714	1,866	22

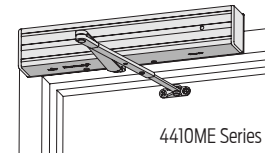
Add for; Custom Powder Finish (RAL\_\_\_)\* (\$40), Brite Metallic (MTLPC)\* (\$60)  
Closer price includes 4410HSA-18 for regular mount or 4410HSA-18G (please specify) plate for flush mount application.)  
For parts & accessories, see page 60.



### 4410ME Series - Surface Mount (Requires Handing & Voltage)

4414ME	REG	\$1,131	\$1,598	\$1,750	17
4414ME	LONG	1164	1,629	1,781	17

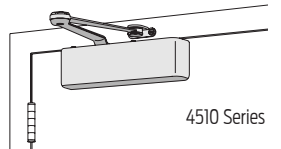
Add for; Bypass Cylinder (B80) or (B140) (\$85), TORX Fasteners (TORX) (\$15), Custom Powder Finish (RAL\_\_\_)\* (\$40), Brite Metallic (MTLPC)\* (\$60)  
Closer price includes 4410ME-18 for regular mount or 4410ME-18G (please specify) plate for flush mount application.  
For parts & accessories, see page 60.



### 4510 Series - Surface Mount (Requires Handing)

4511 or 4516	EDA	\$537	\$930	\$1,069	14
--------------	-----	-------	-------	---------	----

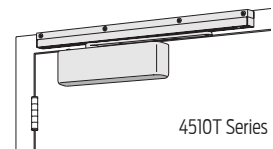
Add for; Delay Action (\$42) (4511 only), Advanced Variable Backcheck (AVB) (\$21), Special Rust Inhibitor (SRI) (\$40), Custom Powder Finish (RAL\_\_\_) (\$40), Brite Metallic (MTLPC)\* (\$60)  
Note - 4510 Series is available as 4511 (Adjustable 1-5) or 4516 (Size 6 Only - Not ADA Compliant)  
For parts & accessories, see page 60.



### 4510T Series - Surface Mount (Requires Handing)

4511T, 4513T-4514T	STD	\$642	\$940	\$1,028	15
--------------------	-----	-------	-------	---------	----


Add for; Advanced Variable Backcheck (AVB) (\$21), Special Rust Inhibitor (SRI) (\$40), Custom Powder Finish (RAL\_\_\_)\* (\$40), Brite Metallic (MTLPC)\* (\$60)  
For parts & accessories, see page 60.



### 4630 Series - Surface Mount

4631	STD	\$5,516	\$5,884	\$5,995	40
------	-----	---------	---------	---------	----

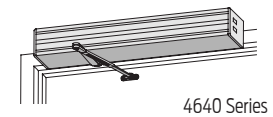
Add for; TORX Fasteners (TORX) (\$15), Custom Powder Finish (RAL\_\_\_)\* (\$40), Brite Metallic (MTLPC)\* (\$60)  
Note - Optional Concealed On/Off Switch (CS) Available (\$0) - Please Specify.  
See pages 30-47 for actuators & accessories.  
For parts & accessories, see page 60.



### 4640 Series - Surface Mount

4642	REG	\$5,422	\$5,913	\$6,065	40
4642	LONG	5,448	\$5,939	\$6,091	40


Add for; TORX Fasteners (TORX) (\$15), Custom Powder Finish (RAL\_\_\_)\* (\$40), Brite Metallic (MTLPC)\* (\$60)  
Note - Optional Concealed On/Off Switch (CS) Available (\$0) - Please Specify.  
See pages 30-47 for actuators & accessories.  
For parts & accessories, see page 61.



Indicates products that have EPD documentation available and meet LEED v4.

# COMPLETE DOOR CLOSERS

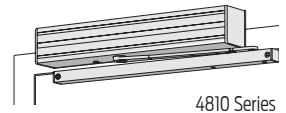
## PRICE LIST

CLOSER SERIES		STANDARD POWDER COAT FINISHES	PLATED FINISHES			S W E I P I N G	
SERIES NUMBER	ARM TYPE	AL (689) DKBRZ (695) BRASS (696) LTBRZ (691) STAT (690) BLACK (693)	US26D	US 3 US 4 US 10	US 11 US 15 US 26		



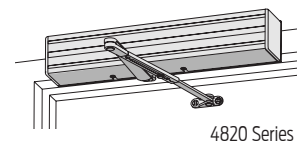
### 4810 Series - Surface Mount

4811.....STD **\$2,101** \$2,433 \$2,545 19  
 Add for; Custom Powder Finish (RAL\_\_\_)\* (\$40), Brite Metallic (MTLPC)\* (\$60)  
 For parts & accessories, see page 61.



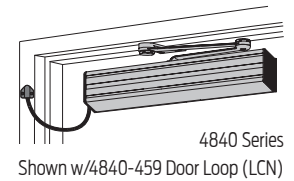
### 4820 Series - Surface Mount

4822.....REG **\$2,002** \$2,466 \$2,620 19  
 4822.....LONG **2,023** 2,491 2,644 19  
 Add for; Custom Powder Finish (RAL\_\_\_)\* (\$40), Brite Metallic (MTLPC)\* (\$60)  
 Closer price includes 4820-18 plate for regular mount or 4820-18G (please specify) plate for flush mount application.  
 For parts & accessories, see page 61.



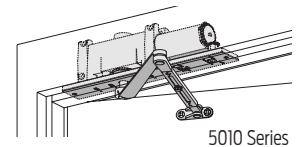
### 4840 Series - Surface Mount

4841.....EDA **\$2,045** \$2,494 \$2,651 20  
 4841.....CUSH **2,077** 2,523 2,678 20  
 4841.....SCUSH **2,130** 2,578 2,732 20  
 Add for; Custom Powder Finish (RAL\_\_\_)\* (\$40), Brite Metallic (MTLPC)\* (\$60)  
 See pages 24-25 for control boxes and compressors. Also, see pages 30-47 for actuators, tubing, & accessories.  
 For parts & accessories, see page 61.



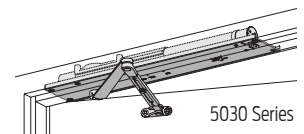
### 5010 Series - Concealed (Requires Handing)

5011-5016.....REG **\$593** \$983 \$1,132 12  
 5011-5016.....H **625** 1,014 1,163 13  
 Add for; Delay Action (DEL) (\$42), TORX Fasteners (TORX) (\$15), Special Rust Inhibitor (SRI) (\$40),  
 Custom Powder Finish (RAL\_\_\_)\* (\$40), Brite Metallic (MTLPC)\* (\$60)  
 For parts & accessories, see page 61.



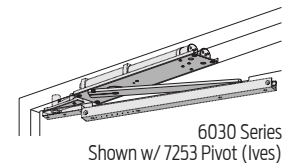
### 5030 Series - Concealed (Requires Handing)

5031, 5033-5036.....REG **\$996** \$1,496 \$1,676 14  
 5031, 5033-5036.....H **1,028** 1,527 1,707 14  
 Add for; TORX Fasteners (TORX) (\$15), Special Rust Inhibitor (SRI) (\$40),  
 Custom Powder Finish (RAL\_\_\_)\* (\$40), Brite Metallic (MTLPC)\* (\$60)  
 For parts & accessories, see page 62.




### 6030 Series - Concealed/Double Acting

6031-6035.....BUMPER **\$1,287** \$1,676 \$1,915 17  
 6031-6035.....H BUMPER **1,309** 1,698 1,937 17  
 Add for; TORX Fasteners (TORX) (\$15), Special Rust Inhibitor (SRI) (\$40), Custom Powder Finish (RAL\_\_\_)\* (\$40),  
 Brite Metallic (MTLPC)\* (\$60)  
 For parts & accessories, see page 62.



# COMPLETE DOOR CLOSERS

## PRICE LIST

CLOSER SERIES		STANDARD POWDER COAT FINISHES	PLATED FINISHES		S H E E T P I N G	
SERIES NUMBER	ARM TYPE	ANCLR ANDKB	N/A	N/A		



### 9130 Series - Surface Mount

9131.....STD (Pull) **\$3,702**

27" cover (MC) is standard - Optional 'Full Cover' (FC) (36") available (please specify)

Add for Full Cover (FC) (\$100)

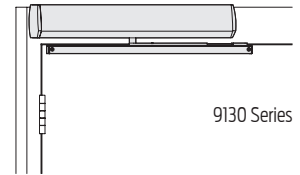
See pages 30-47 for actuators & accessories.

For parts & accessories, see page 62.

Plated finish not available

ANCLR or ANDKB

38



9130 Series



### 9140 Series - Surface Mount

9142.....REG (Push) **\$3,609**

9142.....LONG (Push) **3,614**

27" cover (MC) is standard - Optional 'Full Cover' (FC) (36") available (please specify)

Add for Full Cover (FC) (\$100)

See pages 30-47 for actuators & accessories.

For parts & accessories, see page 62.

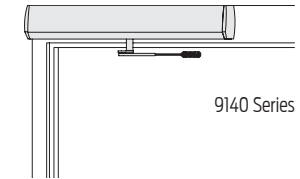
Plated finish not available

ANCLR or ANDKB

38

ANCLR or ANDKB

38



9140 Series



### 9150 Series - Surface Mount

9153.....REG2 (Push) **\$7,164**

9153.....LONG2 (Push) **7,174**

72" cover (MC) is standard. Additional lengths are not available.

See pages 30-47 for actuators & accessories.

For parts & accessories, see page 62.

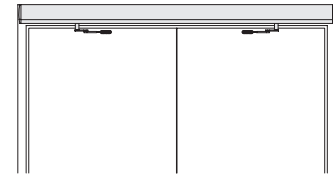
Plated finish not available

ANCLR or ANDKB

85

ANCLR or ANDKB


85



9150 Series

# COMPLETE DOOR CLOSERS

## PRICE LIST

CLOSER SERIES		STANDARD POWDER COAT FINISHES	PLATED FINISHES		S H E E T P I N G	
SERIES NUMBER	ARM TYPE	ANCLR ANDKB	N/A	N/A		



### 9530 Series - Surface Mount (Requires Handing)

9531.....STD (Pull) **\$4,723**

Header lengths available 33" to 48" (please specify).

Angle Brackets (**HL/B**) are standard, End Dress Plates (**HL/D**) are optional (please specify).

STD arm has 2 3/4" spindle center.

Add for; Double Door Header (49" to 98" – please specify) (**DD**) (**\$235**)

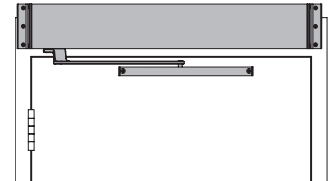
See pages 30-47 for actuators & accessories.

For parts & accessories, see page 62.

Plated finish not available

ANCLR or ANDKB

78



9530 Series



### 9540 Series - Surface Mount (Requires Handing)

9542 .....REG (Push) **\$4,600**

9542 .....LONG (Long Push) **4,606**

Header lengths available 33" to 48" (please specify).

Angle Brackets (**HL/B**) are standard, End Dress Plates (**HL/D**) are optional (please specify).

REG or LONG arm has 2 3/4" spindle center.

Optional 12 1/4" spindle available (requires minimum 43" header).

Add for; Double Door Header (49" to 98" – please specify) (**DD**) (**\$235**)

See pages 30-47 for actuators & accessories.

For parts & accessories, see page 63.

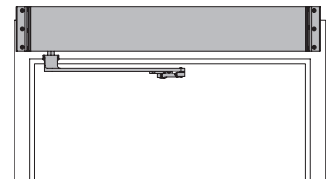
Plated finish not available

ANCLR or ANDKB

78

ANCLR or ANDKB

78



9540 Series



### 9550 Series - Surface Mount (DE Requires Handing) Plated finish not available

9553.....REG2 (Push Pair) **\$7,814**

9553.....LONG2 (Long Push Pair) **7,825**

9553.....STD2 (Pull Pair) **7,994**

9553.....REG/STD (Double Egress) **7,920**

ANCLR or ANDKB

ANCLR or ANDKB

ANCLR or ANDKB

ANCLR or ANDKB

155

155

155

155

Header lengths available 52" to 98" (please specify) on operators with REG or LONG (push) arms.

Header lengths available 60" to 98" (please specify) on operators with STD (pull) arms.

Header lengths available 60" to 98" (please specify) on operators with REG/STD (double egress) arms.

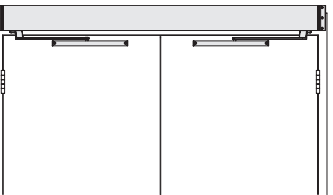
Angle Brackets (**HL/B**) are standard, End Dress Plates (**HL/D**) are optional (please specify).

REG, LONG, STD or REG/STD has 2 3/4" spindle center.

Optional 12 1/4" spindle available (requires minimum 71" header).

See pages 30-47 for actuators & accessories.

For parts & accessories, see page 63.



9550 Series



### 9560 Series - Surface Mount (DE Requires Handing) Plated finish not available

9563 .....REG2 (Push Pair) **\$9,267**

9563 .....LONG2 (Long Push Pair) **9,278**

9563 .....STD2 (Pull Pair) **9,447**

9563 .....REG/STD (Double Egress) **9,373**

ANCLR or ANDKB

ANCLR or ANDKB

ANCLR or ANDKB

ANCLR or ANDKB

155

155

155

155

Header lengths available 65" to 98" (please specify) on operators with REG or LONG (push) arms.

Header lengths available 65" to 98" (please specify) on operators with STD (pull) arms.

Header lengths available 65" to 98" (please specify) on operators with REG/STD (double egress) arms.

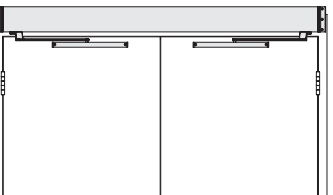
Angle Brackets (**HL/B**) are standard, End Dress Plates (**HL/D**) are optional (please specify).

REG, LONG, STD or REG/STD has 2 3/4" spindle center.

Optional 12 1/4" spindle available (requires minimum 84" header).

See pages 30-47 for actuators & accessories.

For parts & accessories, see page 63.




9560 Series



# SEM SERIES MAGNETS

## PRICE LIST

SPECIALTY PRODUCTS		STANDARD POWDER COAT FINISHES	S H I P P I N G	
PRODUCT NUMBER	DESCRIPTION	AL (689) DKBRZ (695)		

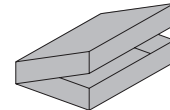
### SEM7800 Series Magnet Extension Kits

SEM7810-517..... SEM Extension Kit (55 pcs)

**\$985**

8

*Note - Extension Kit includes 1/2" extensions (10), 3/4" extensions (10), 1" extensions (10), 2" extensions (5) & ball pivot/connector links (20 ea). Individual extensions & ball pivot/connector links are available, please see page 50 in this price book for part number and list price.*



SEM7810



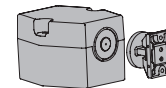
### SEM7800 Series Magnets

SEM7820..... Floor Mount Magnet (Single Side)

**\$673**

5

Low Profile Armature, Metal Housing,  
Tri Voltage (12v/24v/120v) w/ 35lbs. holding force.



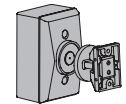
SEM7820

SEM7830..... Wall Mount Magnet

**381**

4

Low Profile Armature, Metal Housing,  
Tri Voltage (12v/24v/120v) w/ 35lbs. holding force.



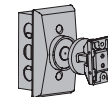
SEM7830

SEM7840..... Recessed Wall Mount Magnet

**381**

4

Low Profile Armature, Metal Housing,  
Tri Voltage (12v/24v/120v) w/ 35lbs. holding force.



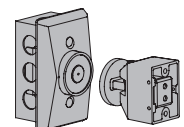
SEM7840

SEM7850..... Recessed Wall Mount Magnet

**381**

4


Standard Profile Armature, Metal Housing,  
Tri Voltage (12v/24v/120v) w/ 35lbs. holding force.  
For parts & accessories, see page 50.



SEM7850

# PAH60, PAINT AND FASTENERS

## PRICE LIST

SPECIALTY PRODUCTS		STANDARD POWDER COAT FINISHES	PLATED FINISHES			S H W E E P I N G	
PRODUCT NUMBER	DESCRIPTION	AL (689) DKBRZ (695) BRASS (696) LTBRZ (691) STAT (690) BLACK (693)	US26D	US 3 US 4 US 10	US 11 US 15 US 26		

### Parallel Arm Holder

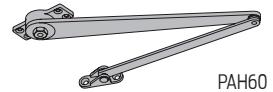
PAH60 (Handed) ..... Door Holder

**\$134**

\$351

\$409

3



PAH60

### Force Gauge

ADA/FG ..... Force Gauge

**\$59**

1/2



ADA/FG

### LCN Spray Paint - Available in single cans or cases of 6 (same color) cans

Can ..... Spray Paint

**\$28**

Per can

1

Case ..... Spray Paint

**128**

Per case (6 cans, same color)

4

### Fasteners - Individual & Sets

SRT (1 ea.) ..... SRT Screw (1 ea.)

**\$1**

Self reaming & tapping screw.  
Size required. 1 ea.

SRT (Set of 4 ea.) ..... SRT Screw (4 ea.)

**3**

Self reaming & tapping screw.  
Size required. 4 ea.

MS (1 ea.) ..... Machine Screw (1 ea.)

**1**

3

5

Machine screw. Size required. 1 ea.

MS (Set of 4 ea.) ..... Machine Screw (4 ea.)

**3**

10

13

Machine screw. Size required. 4 ea.

WS (1 ea.) ..... Wood Screw (1 ea.)

**1**

Wood screw. Size required. 1 ea.

WS (Set of 4 ea.) ..... Wood Screw (4 ea.)

**3**

Wood screw. Size required. 4 ea.

TORX (1 ea.) ..... TORX Screw (1 ea.)

**2**

6

9

TORX machine screw. Size required. 1 ea.

TORX (Set of 4 ea.) ..... TORX Screw (4 ea.)

**5**

13

17

TORX machine screw. Size required. 4 ea.

TB 1 3/4" (1 ea.) ..... Thru Bolt, Female

**2**

6

9

Through bolt. 1 3/4" length.

TB 1 3/8" (1 ea.) ..... Thru Bolt, Female

**2**

6

9

Through bolt. 1 3/8" length

TB 1 5/8" (1 ea.) ..... Thru Bolt, Female

**2**

6

9

Through bolt. 1 5/8" length

TB 1 3/4" (Set of 4 ea.) ..... Thru Bolt, Female (4 ea.)

**5**

21

25

Through bolt. Set of 4 ea. Size required

TB 1 3/8" (Set of 4 ea.) ..... Thru Bolt, Female (4 ea.)

**5**

21

25

Through bolt. Set of 4 ea. Size required.

TB 1 5/8" (Set of 4 ea.) ..... Thru Bolt, Female (4 ea.)

**5**

21

25

Through bolt. Set of 4 ea. Size required.

TB/MS (1 ea.) ..... TB(1) & MS(1)

**2**

7

9

TB & MS. Set of 1 ea.

TB/MS (Set of 4 ea.) ..... TB(4) & MS(4)

**6**

23

33

Size and Series required.

TB & MS. Set of 4 ea.

### Torx (Security) Driver Bits

T-10 TORX Bit ..... Torx Bit, T-10

**\$14**

TORX driver bit, size T-10.

T-15 TORX Bit ..... Torx Bit, T-15

**14**

TORX driver bit, size T-15.

T-20 TORX Bit ..... Torx Bit, T-20

**14**

TORX driver bit, size T-20.

T-25 TORX Bit ..... Torx Bit, T-25

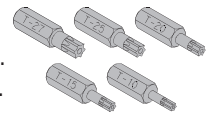
**14**

TORX driver bit, size T-25.

T-27 TORX Bit ..... Torx Bit, T-27

**14**

TORX driver bit, size T-27.



### Adjustment Wrenches

T1157 ..... Hold Open Wrench

**\$4**

Hold Open Adjustment Wrench

### Green Hex Wrenches - NOW AVAILABLE!

One end has 3/32" hex for regulation valve adjustment and cover attachment. The other end has 5/32" hex for spring power adjustment.

Great for training seminars.

GHW1 ..... Green Hex Wrench

**\$9 Each**

Green Hex Wrench. 1 Each.

GHW12 ..... Green Hex Wrench

**\$85 / Pack of 12**


Green Hex Wrench. Pack of 12

GHW100 ..... Green Hex Wrench

**\$586 / Pack of 100**

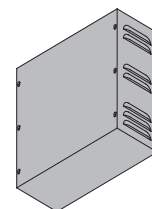
Green Hex Wrench. Pack of 100

## CONTROL BOXES PRICE LIST

CONTROL BOXES & COMPRESSORS				S H E E T P R I N T	
PRODUCT NUMBER	PRODUCT DESCRIPTION	LIST PRICE			

### 7980 Series Control Boxes

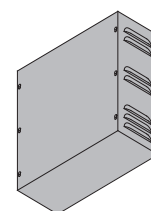
7981.....	Control Box, Pneumatic, Internal Compressor. Self-contained control box/compressor combination for single door application. Includes -3960 Compressor Assembly.	<b>\$3,062</b>	27
7981ES.....	Control Box, Pneumatic, Electric Strike (ES) Relay, Internal Compressor. Self-contained control box/compressor combination for single door application. Includes -3960 Compressor Assembly, -3390A Relay.	<b>3,562</b>	27
7982.....	Control Box, Pneumatic, Internal Compressor Self-contained control box/compressor combination for either independent or simultaneous operation of two (2) door leaves. Includes -3960 Compressor Assembly.	<b>4,335</b>	34
7982S .....	Control Box, Pneumatic, Sequential (S) Feature, Internal Compressor. Self-contained control box/compressor combination for independent, simultaneous or sequential operation of two (2) door leaves. Includes -3960 Compressor Assembly, -3426 Sequencer Card.	<b>4,707</b>	34
7982ES.....	Control Box, Pneumatic, Electric Strike (ES) Relays, Internal Compressor. Self-contained control box/compressor combination for independent or simultaneous operation of two (2) door leaves. Includes -3960 Compressor Assembly, -3390A & -3390B Relays.	<b>5,208</b>	34
7982SES .....	Control Box, Pneumatic, Sequential (S) Feature, Electric Strike (ES) Relays, Internal Compressor. Self-contained control box/compressor combination for independent, simultaneous or sequential operation of two (2) door leaves. Includes -3960 Compressor Assembly, -3390A & -3390B Relays, -3426 Sequencer Card.	<b>5,538</b>	34



7980 Series Control Box  
(15" x 15" x 6")

### 7900 Series Control Boxes

7901 .....	Control Box, Pneumatic Single door application or independent control of single door in multiple door systems. Two door leaves can be operated, if activated simultaneously. Requires a separate 900 Series compressor.	<b>\$2,098</b>	14
7901ES .....	Control Box, Pneumatic Electric Strike (ES) Relay. Single door application or independent control of single door in multiple door systems. Two door leaves can be operated, if activated simultaneously. Includes -3390A Relay. Requires a separate 900 Series compressor.	<b>2,599</b>	14
7902.....	Control Box, Pneumatic Independent operation of two (2) door leaves or simultaneous and/or sequential operation of four (4) door leaves. Requires a separate 900 Series compressor.	<b>2,876</b>	15
7902S .....	Control Box, Pneumatic, Sequential (S) Feature Independent operation of two (2) door leaves or simultaneous operation and/or sequential operation of four (4) door leaves. Includes -3426 Sequencer Card. Requires a separate 900 Series compressor.	<b>3,243</b>	15
7902ES.....	Control Box, Pneumatic, Electric Strike (ES) Relays Independent operation of two (2) door leaves or simultaneous of four (4) door leaves. Includes -3390A & -3390B Relays. Requires a separate 900 Series compressor.	<b>3,759</b>	15
7902SES.....	Control Box, Pneumatic, Sequential (S), Electric Strike (ES) Relays Independent operation of two (2) door leaves or simultaneous and/or sequential operation of four (4) door leaves. Includes -3390A & -3390B Relays, -3426 Sequencer Card. Requires a separate 900 Series compressor.	<b>4,116</b>	15




7900 Series Control Box  
(15" x 15" x 6")

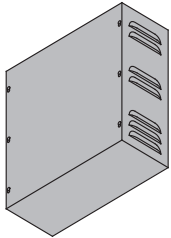
Note - Locate a 7980 Series Control Box within 50 linear tubing feet of the door. Locate a 7900 Series Control Box within 100 linear tubing feet of the door. Use -925 Pneumatic Tubing to connect operator and control box. 7900 Series Control Boxes require a separate air source, LCN 900 Series Compressors are recommended. For parts & accessories, see pages 28-29.

## CONTROL BOXES AND COMPRESSORS

### PRICE LIST

CONTROL BOXES & COMPRESSORS	PRODUCT DESCRIPTION	LIST PRICE	S H I P P I N G	
PRODUCT NUMBER				

#### **7940 Series Control Boxes** - (Requires LCN 900 series compressor)

7949 .....	Control Box, Pneumatic, Auxiliary 'Blow-Open' Control box works with or without 7901/7902 Series Control Box and one or two pneumatic Auto Equalizers. Controlled by the smoke evacuation system, the 7949 Series Control Box will open the door(s) to allow fresh air into building.	<b>\$1,749</b>	14	
7949ES .....	Control Box, Pneumatic, Auxiliary 'Blow-Open', Electric Strike (ES) Relay. Auxiliary 'blow-open' control box works with or without 7901ES/7902ES Series Control Box and one or two pneumatic Auto Equalizers. Controlled by the smoke evacuation system, the 7949 Series Control Box will unlock and open the door(s) to allow fresh air into building.	<b>2,173</b>	14	

7940 Series Control Box  
(15" x 15" x 6")

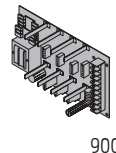
Note - A 'blow-open' system requires a separate air source. A 'blow-open' system that includes an automatic or power operator function also requires a separate air source and is limited to the operation of two (2) door leaves. In both cases, the LCN 900 Series Compressors are recommended. 7940 Series Control Boxes should be installed within 100 linear tubing feet of the automatic operator(s).  
For parts & accessories, see pages 28-29.

# CONTROL BOX COMPONENTS PRICE LIST

CONTROL BOXES & COMPRESSORS		LIST PRICE	PRODUCT DESCRIPTION	
PRODUCT NUMBER	DESCRIPTION			

## Control Box Components

293G	Muffler	<b>\$27</b>	Exhaust muffler for 7901, 7902, 7981, or 7982 Series Control Boxes.
319	Fitting, "T"	<b>3.20</b>	"T" fitting to connect 925 pneumatic tubing.
320	Fitting, "Inline"	<b>3.20</b>	"Inline" fitting to connect 925 pneumatic tubing.
329	Air Filter Assembly	<b>67</b>	Replacement inlet air filter for the 7981 or 7982 Series Control Boxes.
329G	Air Filter Assembly	<b>218</b>	Replacement inlet air filter for the 7901 or 7902 Series Control Boxes. Includes -929 Air Filter Assembly.
900	Power Supply, 10T	<b>501</b>	Main power supply/input board for the 7901, 7902, 7981, & 7982 Series Control Boxes. Ten (10) terminals.
903	Timer Module	<b>222</b>	0-30 second timer module for 7901, 7902, 7981, & 7982 Series Control Box. Plugs into the -900 Power Supply Board.
925	Pneumatic Tubing	<b>2.10/ft</b>	Flexible pneumatic tubing with an 1/8" inner diameter & 1/4" outer diameter. Specify number of linear feet required when ordering.
929	Filter & Seal	<b>29</b>	Internal filter & seal component to the 329G Air Filter Assembly.
941	Valve Assembly	<b>753</b>	Regulator valve assembly for the 7901 series control box.
941C	Valve Assembly	<b>753</b>	Regulator valve assembly for the 7949 series control box.
942	Valve Assembly	<b>1,454</b>	Regulator valve assembly for the 7902 series control box.
962	Isolator	<b>23</b>	Rubber isolator for 7981 or 7982 compressor (-3960) assembly.



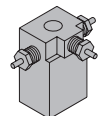
900



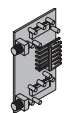
903

## Control Box Components

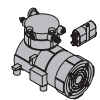
3299A	Solenoid Assembly Valve 'A'	<b>426</b>	Air valve assembly for the 7981 Series Control Box or the 'A' circuit valve assembly in the 7982 Series Control Box.
3299B	Solenoid Assembly Valve 'B'	<b>461</b>	Air valve assembly for the 'B' circuit in the 7982 Series Control Box.
3328	Copper Coupler	<b>24</b>	Converts pneumatic tubing connection to copper.
3390A	'A' Relay Package	<b>503</b>	Electric strike (ES) relay for 7901 and 7982 Series Control Boxes or the 'A' circuit ES relay assembly used in the 7902 and 7982 Series Control Boxes. Can be added to a standard control box to convert to ES operation. Includes -390 Relay, relay base and wire harness. The 3390A is included when either a 7901ES, 7902ES, 7981ES or 7982ES is ordered.
3390B	'B' Relay Package	<b>503</b>	Electric strike (ES) relay for 'B' circuit in either the 7902 or 7982 Series Control Boxes. Can be added to a standard control box to convert to ES operation. Includes -390 Relay, relay base and wire harness. The 3390B is included when either a 7902ES or 7982ES is ordered.
3390C	'C' Relay Package	<b>503</b>	Electric strike (ES) relay assembly for the 7949 series 'blow-open' control box. Includes -390C Relay, relay base and wire harness. The 3390C is included when a 7949ES is ordered.
3426	Sequencer Card	<b>337</b>	Dual, 0-30 second timer module for 7902 or 7982 Series Control Box. Can be added to a standard 7902 or 7982 Series Control Box to convert box to sequential operation. -3426 Sequencer card is included when either a 7902S or 7982S Series Control Box is ordered.
3592	Compressor Service Kit	<b>71</b>	Service kit for air pressure adjustment in the either the 7981 or 7982 Series Control Box.
3960	Compressor Assembly	<b>1,890</b>	Internal air pump assembly for the 7981 or 7982 Series Control Box. -3960 Compressor Assembly includes starter capacitor, -962 Isolators and -329 Air Filter Assembly.



3299A



3426



3960



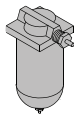
# CONTROL BOX COMPONENTS

## Control Box Components

**July  
2018**



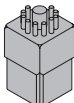
293G



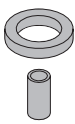
329G



329



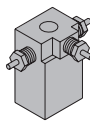
390



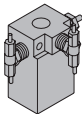
929



962



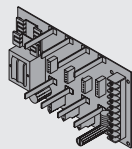
3299A



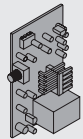
3299B



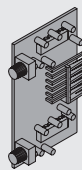
3390A



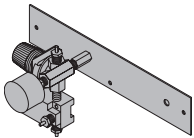
900



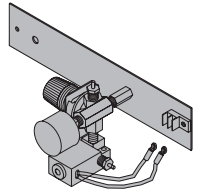
903



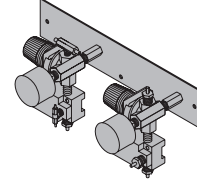
3426



941



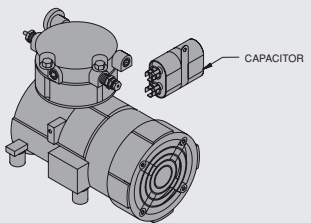
941C



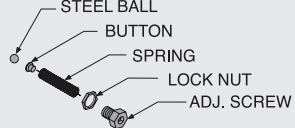
942



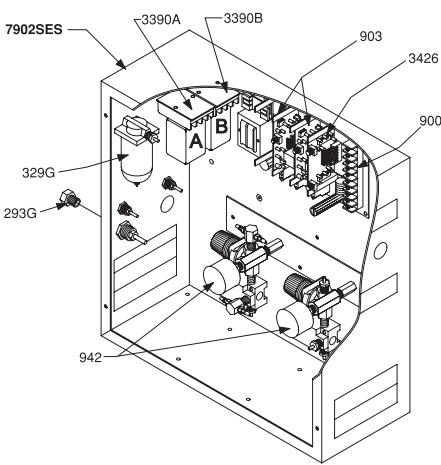
925



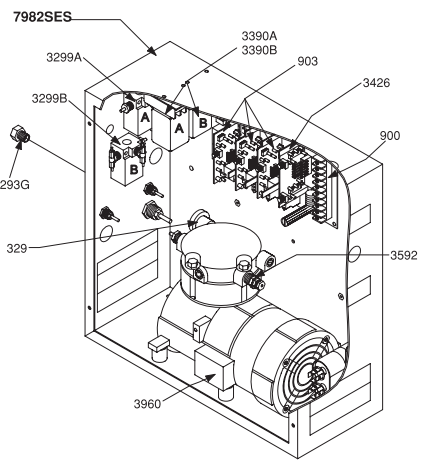
3960



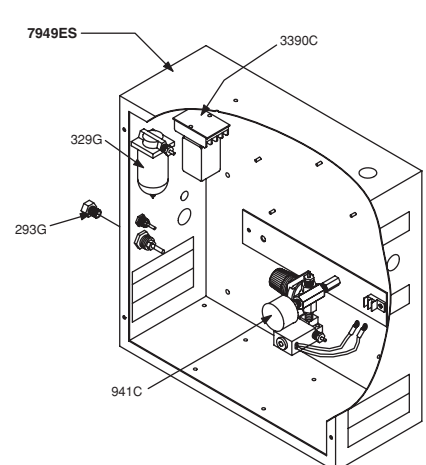
3592



7902SES



7982SES




7949ES

# **Actuator/Sensor Quick Find** **PRICE LIST**

ACTUATOR/SENSOR QUICK FIND GUIDE		LIST PRICE	PRODUCT DESCRIPTION	
PRODUCT NUMBER	ITEM PAGE(S)			
8310-800	40	<b>\$23</b>	Ring, Weather, 4½" Round	
8310-801	40	<b>23</b>	Ring, Weather, 4½" x 4½"	
8310-802	40	<b>23</b>	Ring, Weather, 6" Round	
8310-804-1	42	<b>1,252</b>	Sensor, Door Mount, Safety	
8310-804-2	42	<b>1,702</b>	Sensor, Door Mount, Safety	
8310-805	44	<b>55</b>	Switch, Door Position	
8310-805C	44	<b>55</b>	Switch, Door Position	
8310-806K	48	<b>209</b>	Switch, Key	
8310-806R	48	<b>209</b>	Switch, Rocker	
8310-807	48	<b>209</b>	Filter, Line	
8310-813	34	<b>918</b>	Actuator, Wall Mount, 4¾" x 4¾"	
8310-818	32	<b>173</b>	Actuator, Jamb Mount, Logo, 1½" x 4¾"	
8310-818T	32	<b>173</b>	Actuator, Jamb Mount, Logo, Text, 1½" x 4¾"	
8310-819F	40	<b>38</b>	Box Only, Jamb Mount, Flush Mount, 1½" x 4¾"	
8310-819S	40	<b>38</b>	Box Only, Jamb Mount, Surface Mount, 1½" x 4¾"	
8310-824	44	<b>81</b>	Transformer	
8310-824P	44	<b>81</b>	Transformer	
8310-836T	36	<b>980</b>	Actuator, Full Length, Logo, Text, 36" x 6"	
8310-836TW	36	<b>1,114</b>	Actuator, Full Length, Logo, Text, Wireless, 36" x 6"	
8310-844	46	<b>196</b>	Transmitter Kit, Wall Mount, 9v	
8310-844J	46	<b>196</b>	Transmitter Kit, Jamb Mount, 3v	
8310-845	48	<b>320</b>	Relay and Door Sequencer	
8310-846	44	<b>28</b>	Harness, Header Mount	
8310-847	44	<b>113</b>	Harness, Door Mount	
8310-852	36	<b>265</b>	Actuator, Wall Mount, Logo, 6" Round	
8310-852T	36	<b>265</b>	Actuator, Wall Mount, Logo, Text, 6" Round	
8310-852TWP	36	<b>689</b>	Actuator, Wall Mount, Logo, Text, Wireless, Package, 6" Round	
8310-852WP	36	<b>689</b>	Actuator, Wall Mount, Logo, Wireless, Package, 6" Round	
8310-853	34	<b>252</b>	Actuator, Wall Mount, Logo, 4¾" x 4¾"	
8310-853T	34	<b>252</b>	Actuator, Wall Mount, Logo, Text, 4¾" x 4¾"	
8310-853TWP	34	<b>689</b>	Actuator, Wall Mount, Logo, Text, Wireless, Package, 4¾" x 4¾"	
8310-853WP	34	<b>689</b>	Actuator, Wall Mount, Logo, Wireless, Package, 4¾" x 4¾"	
8310-854	42	<b>781</b>	Sensor, Header Mount, Activation	
8310-854ECA	44	<b>202</b>	Bracket, Drop Ceiling	
8310-854ERA	44	<b>137</b>	Cover, Protective	
8310-855	34	<b>403</b>	Actuator, Wall Mount, Logo, Dual Vestibule	
8310-856	32	<b>200</b>	Actuator, Wall Mount, Logo	
8310-856T	32	<b>200</b>	Actuator, Wall Mount, Logo, Text	
8310-859	44	<b>173</b>	Remote, Handheld	
8310-861	46	<b>196</b>	Transmitter, Handheld, 1 Channel	
8310-862	46	<b>196</b>	Transmitter, Handheld, 2 Channel	
8310-863	46	<b>196</b>	Transmitter, Handheld, 3 Channel	
8310-864	46	<b>196</b>	Transmitter, Handheld, 4 Channel	
8310-865	32, 34, 36, 46	<b>206</b>	Receiver	
8310-866	46	<b>903</b>	Post, Bollard, Accommodates Bollard Actuator, 42" x 4" x 6"	
8310-866FLA	46	<b>903</b>	Post, Bollard, Accommodates Full Length Actuator, 42" x 4" x 6"	
8310-866CAP	46	<b>148</b>	Cap	

# Actuator/Sensor Quick Find PRICE LIST

ACTUATOR/SENSOR QUICK FIND GUIDE		LIST PRICE	PRODUCT DESCRIPTION	
PRODUCT NUMBER	ITEM PAGE(S)			
8310-867F	40	<b>\$165</b>	Box, Flush Mount, 4¾" x 4¾"	
8310-867S	40	<b>165</b>	Box, Surface Mount, 4¾" x 4¾"	
8310-868F	40	<b>149</b>	Box, Flush Mount, 4½" Round	
8310-868S	40	<b>149</b>	Box, Surface Mount, 4½" Round	
8310-869F	40	<b>160</b>	Box, Flush Mount, 6" Round	
8310-869S	40	<b>160</b>	Box, Surface Mount, 6" Round	
8310-874	40	<b>368</b>	Escutcheon, 4½" Round	
8310-876	40	<b>368</b>	Escutcheon, 6" Round	
8310-877S	44	<b>161</b>	Spacer, Header Mount	
8310-3803	44	<b>570</b>	Conversion Kit, Wireless, Jamb Mount	
8310-3809	44	<b>570</b>	Conversion Kit, Wireless, Wall Mount	
8310-3818TWF	32	<b>386</b>	Actuator, Jamb Mount, Logo, Text, Wireless, Flush, 1½" x 4¾"	
8310-3818TWS	32	<b>386</b>	Actuator, Jamb Mount, Logo, Text, Wireless, Surface, 1½" x 4¾"	
8310-3818WF	32	<b>386</b>	Actuator, Jamb Mount, Logo, Wireless, Flush, 1½" x 4¾"	
8310-3818WS	32	<b>386</b>	Actuator, Jamb Mount, Logo, Wireless, Surface, 1½" x 4¾"	
8310-3822T	38	<b>399</b>	Actuator Package, Logo, Text, 1½" x 4¾"	
8310-3822TW	38	<b>782</b>	Actuator Package, Logo, Text, Wireless, 1½" x 4¾"	
8310-3836T	46	<b>1,789</b>	Full Length Actuator / Bollard Package	
8310-3836TW	46	<b>1,964</b>	Full Length Actuator / Bollard Package, Wireless	
8310-3852TWF	36	<b>611</b>	Actuator, Wall Mount, Logo, Text, Wireless, Flush, 6" Round	
8310-3852TWS	36	<b>611</b>	Actuator, Wall Mount, Logo, Text, Wireless, Surface, 6" Round	
8310-3852WF	36	<b>611</b>	Actuator, Wall Mount, Logo, Wireless, Flush, 6" Round	
8310-3852WS	36	<b>611</b>	Actuator, Wall Mount, Logo, Wireless, Surface, 6" Round	
8310-3853TWB	46	<b>426</b>	Actuator, Bollard, Logo, Text, Wireless, 4¾" x 4¾"	
8310-3853TWF	34	<b>606</b>	Actuator, Wall Mount, Logo, Text, Flush, 4¾" x 4¾"	
8310-3853TWS	34	<b>606</b>	Actuator, Wall Mount, Logo, Text, Surface, 4¾" x 4¾"	
8310-3853WB	46	<b>426</b>	Actuator, Bollard, Logo, Wireless, 4¾" x 4¾"	
8310-3853WF	34	<b>606</b>	Actuator, Wall Mount, Logo, Wireless, Flush, 4¾" x 4¾"	
8310-3853WS	34	<b>606</b>	Actuator, Wall Mount, Logo, Wireless, Surface, 4¾" x 4¾"	
8310-3855WF	34	<b>934</b>	Actuator, Wall Mount, Logo, Wireless, Flush, Dual Vestibule, 4¾" x 4¾"	
8310-3855WS	34	<b>934</b>	Actuator, Wall Mount, Logo, Wireless, Surface, Dual Vestibule, 4¾" x 4¾"	
8310-3856TWF	32	<b>539</b>	Actuator, Wall Mount, Logo, Text, Wireless, Flush, 4½" Round	
8310-3856TWS	32	<b>539</b>	Actuator, Wall Mount, Logo, Text, Wireless, Surface, 4½" Round	
8310-3856WF	32	<b>539</b>	Actuator, Wall Mount, Logo, Wireless, Flush, 4½" Round	
8310-3856WS	32	<b>539</b>	Actuator, Wall Mount, Logo, Wireless, Surface, 4½" Round	
8310-3857T	38	<b>796</b>	Actuator Package, Logo, Text, 4¾" x 4¾"	
8310-3857TW	38	<b>1,407</b>	Actuator Package, Logo, Text, Wireless, 4¾" x 4¾"	
8310-3860T	38	<b>663</b>	Actuator Package, Logo, Text, 4½" Round	
8310-878	42	<b>4,255</b>	Sensor Package	
8310-879	42	<b>8,089</b>	Sensor Package	
8310-3860TW	38	<b>1,276</b>	Actuator Package, Logo, Text, Wireless, 4½" Round	
8310-3881	42	<b>5,450</b>	Sensor Package	
8310-3882	42	<b>9,999</b>	Sensor Package	
8310-3883	42	<b>1,692</b>	Sensor Package	
8310-3888	44	<b>36</b>	Harness, Safety Module	
8310-3889	44	<b>509</b>	Safety Module Kit	
8310-3891	42	<b>8,252</b>	Sensor Package	
8310-3892	42	<b>9,999</b>	Sensor Package	

# ACTUATORS & ACCESSORIES

## PRICE LIST

ACTUATORS & ACCESSORIES		LIST PRICE	PRODUCT DESCRIPTION	
PRODUCT NUMBER	DESCRIPTION			

### **8310 Series Actuators - Jamb Mount - 1-1/2" x 4-3/4" Rectangle - Interior Installation Only**

8310-818	Actuator, Jamb Mount	<b>\$173</b>	Actuator, 1-1/2" x 4-3/4" Rectangle, Logo
8310-818T	Actuator, Jamb Mount	<b>173</b>	Actuator, 1-1/2" x 4-3/4" Rectangle, Logo, Text
8310-3818WF	Actuator, Jamb Mount	<b>386</b>	Actuator, 1-1/2" x 4-3/4" Rectangle, Logo, Wireless, Flush Mount Includes 8310-818 Actuator, 8310-844J Transmitter Kit, 8310-819F Flush Box. Requires 8310-865 Receiver.
8310-3818WS	Actuator, Jamb Mount	<b>386</b>	Actuator, 1-1/2" x 4-3/4" Rectangle, Logo, Wireless, Surface Mount Includes 8310-818 Actuator, 8310-844J Transmitter Kit, 8310-819S Surface Box. Requires 8310-865 Receiver.
8310-3818TWF	Actuator, Jamb Mount	<b>386</b>	Actuator, 1-1/2" x 4-3/4" Rectangle, Logo, Text, Wireless, Flush Mount Includes 8310-818T Actuator, 8310-844J Transmitter Kit, 8310-819F Flush Box. Requires 8310-865 Receiver.
8310-3818TWS	Actuator, Jamb Mount	<b>386</b>	Actuator, 1-1/2" x 4-3/4" Rectangle, Logo, Text, Wireless, Surface Mount Includes 8310-818T Actuator, 8310-844J Transmitter Kit, 8310-819S Surface Box. Requires 8310-865 Receiver.
8310-865	Receiver	<b>206</b>	Receiver, Wireless, 1 Channel, Sequencing Feature Used in conjunction w/ Wireless Actuators & Transmitters



8310-818



8310-818T

### **8310 Series Actuators - Wall Mount - 4-1/2" Round**

8310-856	Actuator, Wall Mount	<b>\$200</b>	Actuator, 4-1/2" Round, Logo
8310-856T	Actuator, Wall Mount	<b>200</b>	Actuator, 4-1/2" Round, Logo, Text
8310-3856WF	Actuator, Wall Mount	<b>539</b>	Actuator, 4-1/2" Round, Logo, Wireless, Flush Mount. Includes 8310-856 Actuator, 8310-844 Transmitter Kit, 8310-868F Flush Box, 8310-800 Weather Ring. Requires 8310-865 Receiver.
8310-3856WS	Actuator, Wall Mount	<b>539</b>	Actuator, 4-1/2" Round, Logo, Wireless, Surface Mount Includes 8310-856 Actuator, 8310-844 Transmitter Kit, 8310-868S Surface Box, 8310-800 Weather Ring. Requires 8310-865 Receiver.
8310-3856TWF	Actuator, Wall Mount	<b>539</b>	Actuator, 4-1/2" Round, Logo, Text, Wireless, Flush Mount Includes 8310-856T Actuator, 8310-844 Transmitter Kit, 8310-868F Flush Box, 8310-800 Weather Ring. Requires 8310-865 Receiver.
8310-3856TWS	Actuator, Wall Mount	<b>539</b>	Actuator, 4-1/2" Round, Logo, Text, Wireless, Surface Mount Includes 8310-856T Actuator, 8310-844 Transmitter Kit, 8310-868S Surface Box, 8310-800 Weather Ring. Requires 8310-865 Receiver.
8310-865	Receiver	<b>206</b>	Receiver, Wireless, 1 Channel, Sequencing Feature Used in conjunction w/ Wireless Actuators & Transmitters



8310-856



8310-856T

## 8310 Series Actuators

**July  
2018**

**8310-818**



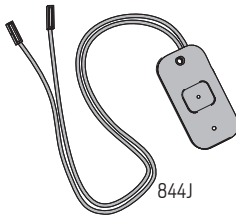
**8310-3818WF**



818



819F

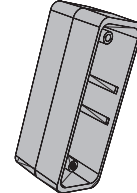


844J

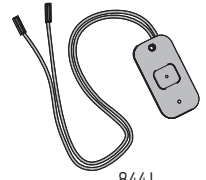
**8310-3818WS**



818



819S



844J

**8310-818T**



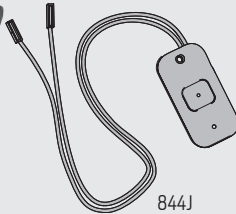
**8310-3818TWF**



818T



819F

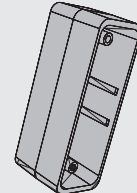


844J

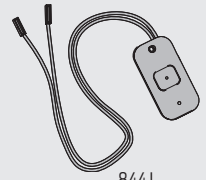
**8310-3818TWS**



818T



819S



844J

**8310-856**



**8310-3856WF**



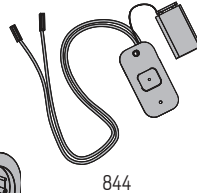
856



800



868F



844

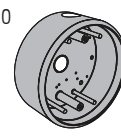
**8310-3856WS**



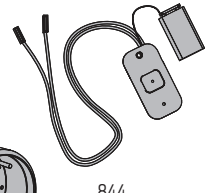
856



800



868S



844

**8310-856T**



**8310-3856TWF**



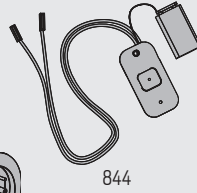
856T



800



868F



844

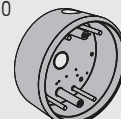
**8310-3856TWS**



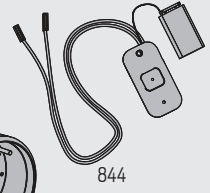
856T



800



868S



844



# ACTUATORS & ACCESSORIES

## PRICE LIST

ACTUATORS & ACCESSORIES		LIST PRICE	PRODUCT DESCRIPTION	
PRODUCT NUMBER	DESCRIPTION			

### 8310 Series Actuators - Wall Mount - 4-3/4" Square

8310-853	Actuator, Wall Mount	<b>\$252</b>	Actuator, 4-3/4" Square, Logo	
8310-853T	Actuator, Wall Mount	<b>252</b>	Actuator, 4-3/4" Square, Logo, Text	
8310-853WP	Actuator, Wall Mount	<b>689</b>	Actuator, 4-3/4" Square, Logo, Wireless, Surface Mount Easy mount, 'all in one', low profile, surface mount, wireless actuator. Requires 8310-865 Receiver	
8310-853TWP	Actuator, Wall Mount	<b>689</b>	Actuator, 4-3/4" Square, Logo, Text, Wireless, Surface Mount Easy mount, 'all in one', low profile, surface mount, wireless actuator. Requires 8310-865 Receiver	
8310-3853WF	Actuator, Wall Mount	<b>606</b>	Actuator, 4-3/4" Square, Logo, Wireless, Flush Mount Includes 8310-853, 8310-844 Transmitter Kit, 8310-867F Flush Box, 8310-801 Weather Ring. Requires 8310-865 Receiver	
8310-3853WS	Actuator, Wall Mount	<b>606</b>	Actuator, 4-3/4" Square, Logo, Wireless, Surface Mount Includes 8310-853, 8310-844 Transmitter Kit, 8310-867S Surface Box, 8310-801 Weather Ring. Requires 8310-865 Receiver	
8310-3853TWF	Actuator, Wall Mount	<b>606</b>	Actuator, 4-3/4" Square, Logo, Text, Wireless, Flush Mount Includes 8310-853T, 8310-844 Transmitter Kit, 8310-867F Flush Box, 8310-801 Weather Ring. Requires 8310-865 Receiver	
8310-3853TWS	Actuator, Wall Mount	<b>606</b>	Actuator, 4-3/4" Square, Logo, Text, Wireless, Surface Mount Includes 8310-853T, 8310-844 Transmitter Kit, 8310-867S Surface Box, 8310-801 Weather Ring. Requires 8310-865 Receiver	
8310-865	Receiver	<b>206</b>	Receiver, Wireless, 1 Channel, Sequencing Feature Used in conjunction w/ Wireless Actuators & Transmitters	

8310-853

8310-853T

8310-865

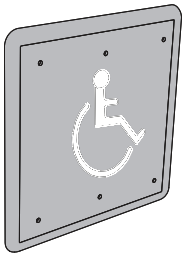
### 8310 Series Actuators - Wall Mount - 4-3/4" Square

8310-813	Actuator, Wall Mount	<b>\$918</b>	Actuator, 4-3/4" Square, Touchless, Wall Mount 'K' Band Technology 'Hands Free' operation, system is activated by movement near actuator face. Mounts in 4" x 4" electrical box - Includes black plexiglass cover
8310-855	Actuator, Wall Mount	<b>403</b>	Actuator, 4-3/4" Square, Logo, Dual Vestibule
8310-3855WF	Actuator, Wall Mount	<b>934</b>	Actuator, 4-3/4" Square, Logo, Dual Vestibule, Wireless, Flush Mount Includes 8310-855 Actuator, 8310-844 Transmitter (2), 8310-867F Flush Box, 8310-801 Weather Ring. Requires 8310-865 Receiver (2)
8310-3855WS	Actuator, Wall Mount	<b>934</b>	Actuator, 4-3/4" Square, Logo, Dual Vestibule, Wireless, Surface Mount Includes 8310-855 Actuator, 8310-844 Transmitter (2), 8310-867S Surface Box, 8310-801 Weather Ring. Requires 8310-865 Receiver (2)
8310-865	Receiver	<b>206</b>	Receiver, Wireless, 1 Channel, Sequencing Feature Used in conjunction w/ Wireless Actuators & Transmitters

## 8310 Series Actuators

**July  
2018**


**8310-853**



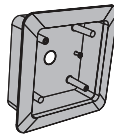
**8310-3853WF**



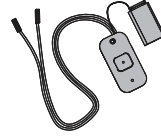
853



801



867F




844

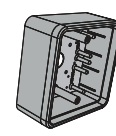
**8310-3853WS**



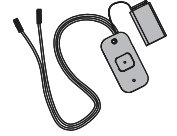
853



801

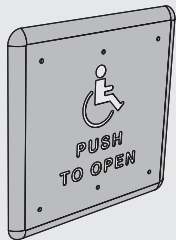


867S



844


**8310-853T**



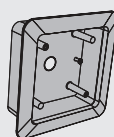
**8310-3853TWF**



853T



801



867F




844

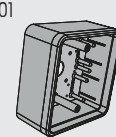
**8310-3853TWS**



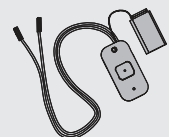
853T



801



867S

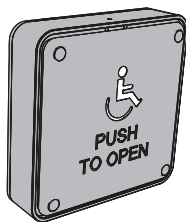


844

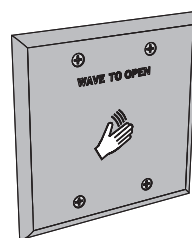
**8310-853WP**



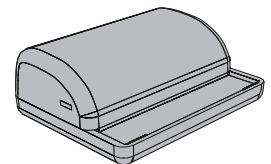
**8310-853TWP**



**8310-813**



**8310-865**




**8310-855**



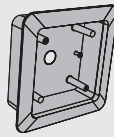
**8310-3855WF**



855



801



867F




844

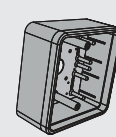
**8310-3855WS**



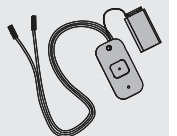
855



801



867S







844

# ACTUATORS & ACCESSORIES


## PRICE LIST

ACTUATORS & ACCESSORIES		LIST PRICE	PRODUCT DESCRIPTION	
PRODUCT NUMBER	DESCRIPTION			

### 8310 Series Actuators - Wall Mount - 6" Round

8310-852	Actuator, Wall Mount	<b>\$265</b>	Actuator, 6" Round, Logo	 8310-852
8310-852T	Actuator, Wall Mount	<b>265</b>	Actuator, 6" Round, Logo, Text	
8310-852WP	Actuator, Wall Mount	<b>689</b>	Actuator, 6" Round, Logo, Wireless, Surface Mount Easy mount, 'all in one', low profile, surface mount, wireless actuator. Requires 8310-865 Receiver.	
8310-852TWP	Actuator, Wall Mount	<b>689</b>	Actuator, 6" Round, Logo, Text, Wireless, Surface Mount Easy mount, 'all in one', low profile, surface mount, wireless actuator. Requires 8310-865 Receiver.	 8310-852T
8310-3852WF	Actuator, Wall Mount	<b>611</b>	Actuator, 6" Round, Logo, Wireless, Flush Mount Includes 8310-852 Actuator, 8310-844 Transmitter Kit, 8310-869F Flush Box, 8310-802 Weather Ring. Requires 8310-865 Receiver.	
8310-3852WS	Actuator, Wall Mount	<b>611</b>	Actuator, 6" Round, Logo, Wireless, Surface Mount Includes 8310-852 Actuator, 8310-844 Transmitter Kit, 8310-869S Surface Box, 8310-802 Weather Ring. Requires 8310-865 Receiver.	 8310-852WP
8310-3852TWF	Actuator, Wall Mount	<b>611</b>	Actuator, 6" Round, Logo, Text, Wireless, Flush Mount Includes 8310-852T Actuator, 8310-844 Transmitter Kit, 8310-869F Flush Box, 8310-802 Weather Ring. Requires 8310-865 Receiver.	
8310-3852TWS	Actuator, Wall Mount	<b>611</b>	Actuator, 6" Round, Logo, Text, Wireless, Surface Mount Includes 8310-852T Actuator, 8310-844 Transmitter Kit, 8310-869S Surface Box, 8310-802 Weather Ring. Requires 8310-865 Receiver.	 8310-852TWP
8310-865	Receiver	<b>206</b>	Receiver, Wireless, 1 Channel, Sequencing Feature Used in conjunction w/ Wireless Actuators & Transmitters	

### 8310 Series Actuators - Specialty

8310-836T	Actuator, Full Length	<b>980</b>	Actuator, 36" x 6" Full Length, Logo, Text	 836T
8310-836TW	Actuator, Full Length	<b>1,114</b>	Actuator, 36" x 6" Full Length, Logo, Text, Wireless Requires 8310-865. Easy Mount, All-In-One, Low Profile Surface Mount, Wireless Actuator.	

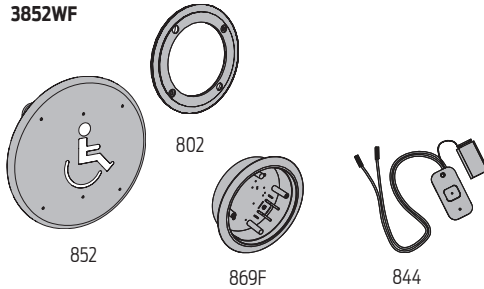
## 8310 Series Actuators

July  
2018

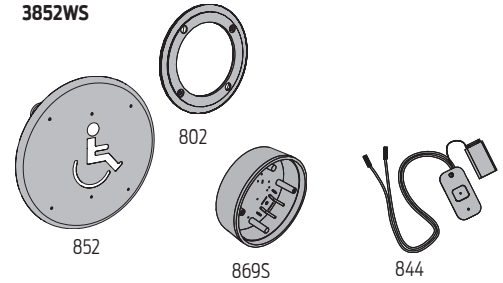
8310-852



3852WF



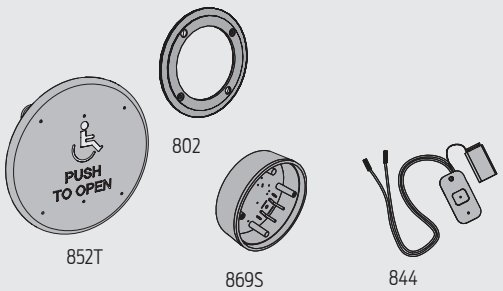
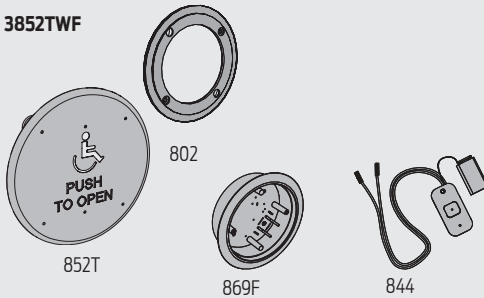
3852WS



8310-852T



3852TWF



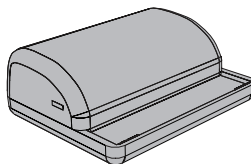
8310-852WP



8310-852TWP



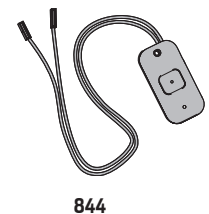
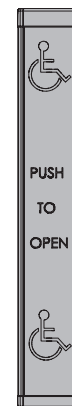
8310-865



8310-836T



8310-836TW



844

836T

# ACTUATORS & ACCESSORIES

## PRICE LIST

ACTUATORS & ACCESSORIES		LIST PRICE	PRODUCT DESCRIPTION	
PRODUCT NUMBER	DESCRIPTION			

### 8310 Series Actuators - Wall Mount - 4-3/4" Square

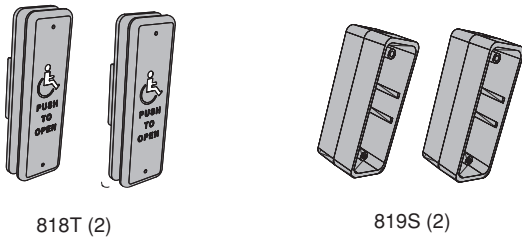
8310-3822T	Actuator Package	<b>\$399</b>	Actuator Package, 1-1/2" x 4-3/4", Jamb Mount Includes 8310-818T (2) Jamb Mount Actuator, (2) 8310-819S Surface Mount Box. Recommended for interior use only.
8310-3822TW	Actuator Package	<b>782</b>	Actuator Package, 1-1/2" x 4-3/4", Wireless, Jamb Mount Includes 8310-818T (2) Jamb Mount Actuator, 8310-819S (2) Surface Mount Box, 8310-844J (2) Jamb Mount Transmitter, 8310-865 Receiver. Recommended for interior use only.
8310-3860T	Actuator Package	<b>663</b>	Actuator Package, 4-1/2" Round, Wall Mount. Includes 8310-856T (2) Wall Mount Actuator, 8310-868S (2) Surface Mount Box
8310-3860TW	Actuator Package	<b>1,276</b>	Actuator Package, 4-1/2" Round, Wireless, Wall Mount Includes 8310-856T (2) Wall Mount Actuator, 8310-868S (2) Surface Mount Box, 8310-800 (2) Weather Ring, 8310-844 (2) Transmitter, 8310-865 Receiver
8310-3857T	Actuator Package	<b>796</b>	Actuator Package, 4-3/4" Square, Wall Mount. Includes 8310-853T (2) Wall Mount Actuator, 8310-867S (2) Surface Mount Box
8310-3857TW	Actuator Package	<b>1,407</b>	Actuator Package, 4-3/4" Square, Wall Mount. Includes 8310-853T (2) Wall Mount Actuator, 8310-867S (2) Surface Mount Box, 8310-801 (2) Weather Ring, 8310-844 (2) Transmitter, 8310-865 Receiver



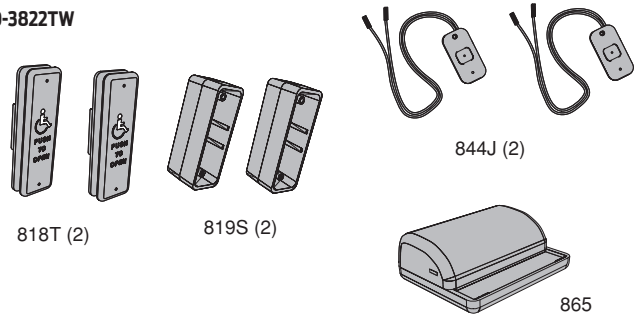
## 8310 Series Actuator Packages

July  
2018

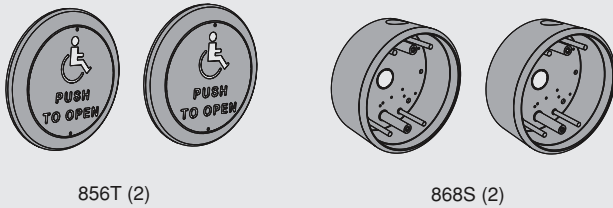
8310-3822T



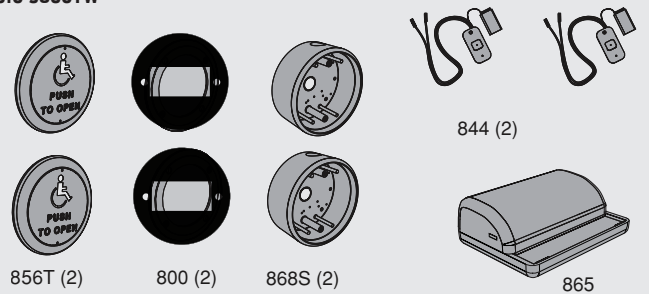
8310-3822TW



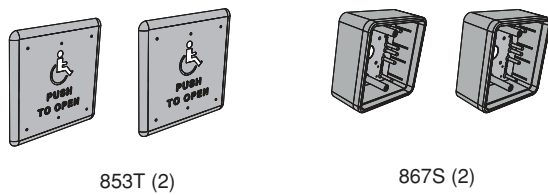
8310-3860T



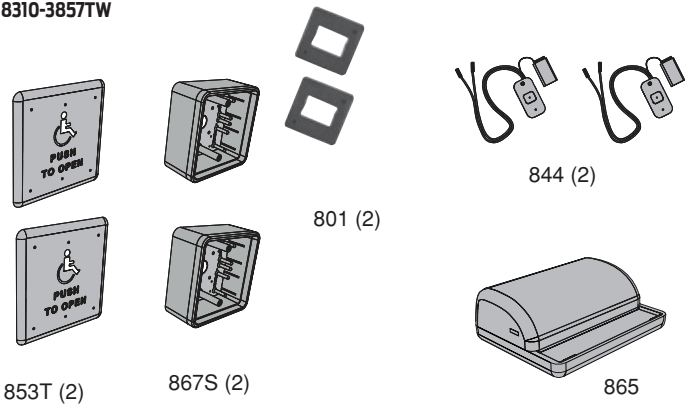
8310-3860TW



8310-3857T



8310-3857TW



# ACTUATORS & ACCESSORIES

## PRICE LIST

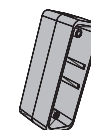
ACTUATORS & ACCESSORIES		LIST PRICE	PRODUCT DESCRIPTION	
PRODUCT NUMBER	DESCRIPTION			

### 8310 Series Actuator Accessories

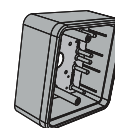
8310-800	Ring, Weather	<b>\$23</b>	Weather Ring, 4-1/2" Round Optional accessory. Can be used w/ any 4-1/2" round actuator
8310-801	Ring, Weather	<b>23</b>	Weather Ring, 4-1/2" Square Optional accessory. Can be used w/ any 4-1/2" square actuator
8310-802	Ring, Weather	<b>23</b>	Weather Ring, 6" Round Optional accessory. Can be used w/ any 6" round actuator
8310-819F	Box Only, Jamb Mount	<b>38</b>	Jamb Box Only, 1-1/2" x 4-3/4" Rectangle, Flush Mount Optional accessory. Should be used on an interior installation Can be used w/ any 1-1/2" x 4-3/4" jamb mount actuator
8310-819S	Box Only, Jamb Mount	<b>38</b>	Jamb Box Only, 1-1/2" x 4-3/4", Rectangle, Surface Mount Optional accessory. Should be used on an interior installation only. Can be used w/ any 1-1/2" x 4-3/4" jamb mount actuator
8310-867F	Box, Flush Mount	<b>165</b>	Box Only, 4-3/4" Square, Flush Mount Optional accessory. Can be used w/ any 4-3/4" square actuator
8310-867S	Box, Surface Mount	<b>165</b>	Box Only, 4-3/4" Square, Surface Mount Optional accessory. Can be used w/ any 4-3/4" square actuator
8310-868F	Box, Flush Mount	<b>149</b>	Box Only, 4-1/2" Round, Flush Mount Optional accessory. Can be used w/ any 4-1/2" round actuator
8310-868S	Box, Surface Mount	<b>149</b>	Box Only, 4-1/2" Round, Surface Mount Optional accessory. Can be used w/ any 4-1/2" round actuator
8310-869F	Box, Flush Mount	<b>160</b>	Box Only, 6" Round, Flush Mount Optional accessory. Can be used w/ any 6" round actuator
8310-869S	Box, Surface Mount	<b>160</b>	Box Only, 6" Round, Surface Mount Optional accessory. Can be used w/ any 6" round actuator
8310-874	Escutcheon	<b>368</b>	Escutcheon, 4-1/2" Round, Decorative, Protective Optional accessory. Can be used w/ any 4-1/2" round actuator
8310-876	Escutcheon	<b>368</b>	Escutcheon, 6" Round, Decorative, Protective Optional accessory. Can be used w/ any 6" round actuator



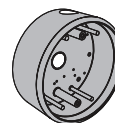
8310-800



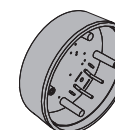
8310-819S



8310-867S



8310-868S

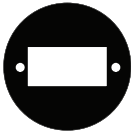


8310-869S

## 8310 Series Actuator Accessories

**July  
2018**

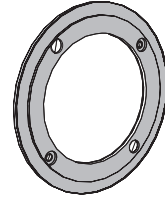
8310-800



8310-801



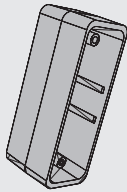
8310-802



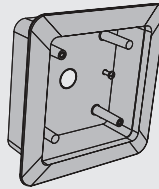
8310-819F



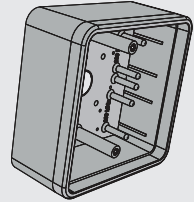
8310-819S



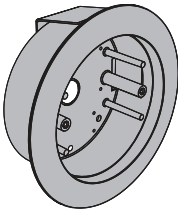
8310-867F



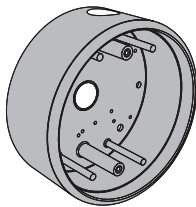
8310-867S



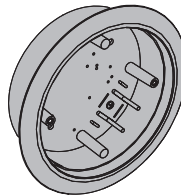
8310-868F



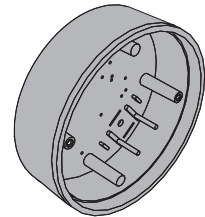
8310-868S



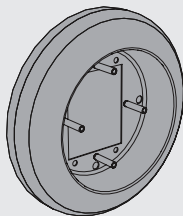
8310-869F



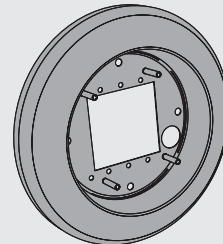
8310-869S



8310-874



8310-876



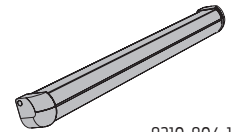
# ACTUATORS & ACCESSORIES

## PRICE LIST

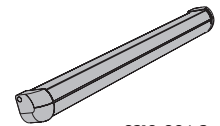
ACTUATORS & ACCESSORIES		LIST PRICE	PRODUCT DESCRIPTION	
PRODUCT NUMBER	DESCRIPTION			

### 8310 Series Activation/Safety Sensors

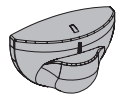
8310-804-1	Sensor, Door Mount, Safety	<b>\$1,252</b>	Door Mount Safety Sensor, Sensor with one element Used to sense obstruction(s) on leading edge of
8310-804-2	Sensor, Door Mount, Safety	<b>1,702</b>	Door Mount Safety Sensor, Sensor with two elements Used to sense obstruction(s) on full face of door
8310-854	Sensor, Header Mount, Activation	<b>781</b>	Header Mount Activation Sensor, 'K' Band Technology
8310-877	Sensor, Header Mount, Safety	<b>1,491</b>	Header Mount Safety Sensor, 'Diffused Infrared' Technology Provides 'safety function' during door open & door closed position. Nine selectable/programmable patterns. Optional 8310-859 Handheld Remote Control can be used to program 8310-877 Sensor from a distance. Includes 8310-846 Harness.



8310-804-1



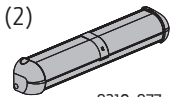
8310-804-2



8310-854

### 8310 Series Activation/Safety Sensor Packages

8310-878	Sensor Package	<b>\$4,255</b>	Monitored Safety Sensor Kit for single door applications. Contains two (2) door-mounted sensors and a control hub that perform the swing door safety functions and provides the sensor monitoring required by A156.10. All wire harnesses and mounting hardware included.
8310-879	Sensor Package	<b>8,089</b>	Monitored Safety Sensor Kit for all double door applications. Contains four (4) door-mounted sensors and a control hub that perform the swing door safety functions and provides the sensor monitoring required by A156.10. All wire harnesses and mounting hardware included.
8310-3881	Sensor Package	<b>5,804</b>	Safety Sensor Package. Includes 8310-854 (2) Header Mount Activation Sensor & 8310-878 Monitored Safety Sensor Kit (Used with Senior Swing Only)
8310-3882	Sensor Package	<b>9,999</b>	Safety Sensor Package. Includes 8310-854 (2) Header Mount Activation Sensor & 8310-879 Monitored Safety Sensor Kit (Used with Senior Swing Only)
8310-3883	Sensor Package	<b>1,692</b>	Activation/Safety Sensor Package, Low Energy Convenience, Single Door. Includes 8310-804-1 Door Mount Safety Sensor, 8310-805C Door Position Switch (Concealed), 8310-845 Programmable Relay Module
8310-3891	Sensor Package	<b>8,252</b>	Activation/Safety Sensor Package, Health Care I, Simultaneous Pair Includes 8310-877 Header Mount Sensor, 8310-877S Header Mount Spacer, 8310-804-2 (4) Door Mount Sensor, 8310-847 (2) Harness.
8310-3892	Sensor Package	<b>9,999</b>	Activation/Safety Sensor Package, Health Care II, Independent Pair Includes 8310-877 (2) Header Mount Sensor, 8310-877S (2) Header Mount Spacer, 8310-804-2 (4) Door Mount Sensor, 8310-847 (2) Harness

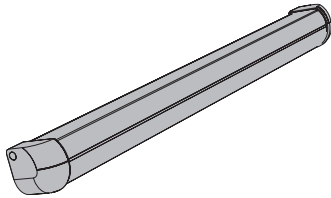


8310-877

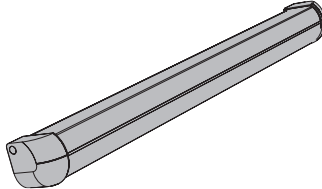
## 8310 Series Activation/Safety Sensor Packages

**July  
2018**

**8310-804-1**



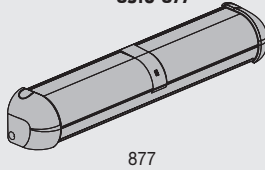
**8310-804-2**



**8310-854**

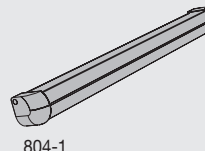


**8310-877**



877

**8310-3883**



804-1

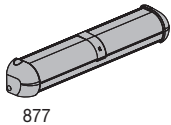


805C




845

**8310-3891**



877



804-2 (4)

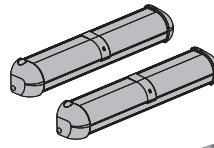


877S

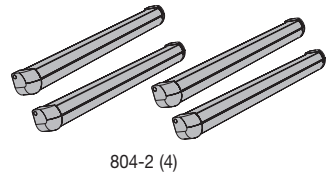


847 (2)

**8310-3892**



877 (2)



804-2 (4)



877S (2)

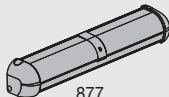


847 (2)

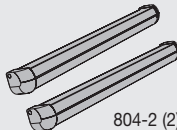
**8310-3881**



854 (2)



877



804-2 (2)



877S

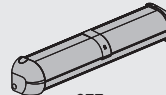


847

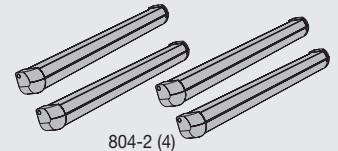
**8310-3882**



854 (2)



877



804-2 (4)



877S

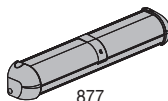


847 (2)

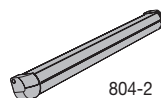
**8310-878**



854 (2)



877



804-2



877S

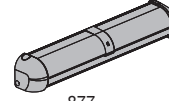


847

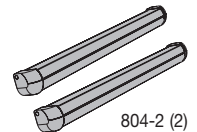
**8310-879**



854 (2)



877



804-2 (2)



877S



847 (2)

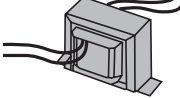

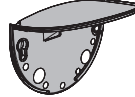


# ACTUATORS & ACCESSORIES

## PRICE LIST

ACTUATORS & ACCESSORIES		LIST PRICE	PRODUCT DESCRIPTION	
PRODUCT NUMBER	DESCRIPTION			

### 8310 Series Activation/Safety Sensor Accessories

8310-805	Switch, Door Position	<b>\$55</b>	Switch, Door Position, Surface Mount. Used when 8310-804-1 Surface Mount or 8310-804-2 Door Mounted Safety Sensor is installed in conjunction w/ either a 4630 or 4640 Series Automatic Operator. Disables approach side sensor when door is closed	 8310-824
8310-805C	Switch, Door Position	<b>55</b>	Switch, Door Position, Concealed. Used when 8310-804-1 Concealed or 8310-804-2 Door Mounted Safety Sensor is installed in conjunction w/ either a 4630 or 4640 Series Automatic Operator. Disables approach side sensor when door is closed	 8310-859
8310-824	Transformer	<b>81</b>	Transformer, 24v, Hardwired. Optional accessory - Used to remotely power any 24v sensor/receiver	 8310-854ECA
8310-824P	Transformer	<b>81</b>	Transformer, 24v, Plug In. Optional accessory - Used to remotely power any 24v sensor/receiver	 8310-854ERA
8310-846	Harness, Header Mount	<b>28</b>	Harness, Header Mount. Used w/ 8310-877 Header Mount Safety Sensor	
8310-847	Harness, Door Mount	<b>113</b>	Harness, Door Mount. Used w/ 8310-804-1 or 8310-804-2 Door Mount Safety Sensor	
8310-854ECA	Bracket, Drop Ceiling	<b>202</b>	Bracket, Drop Ceiling. Optional bracket used w/ 8310-854 Header Mount Activation Sensor	
8310-854ERA	Cover, Protective	<b>137</b>	Cover, Protective Optional cover used w/ 8310-854 Header Mount Activation Sensor	
8310-859	Remote, Handheld	<b>173</b>	Remote Control, Handheld. Optional handheld remote that can be used to program 8310-877 Header Mount Safety Sensor or 8310-854 Header Mount Motion Sensor	
8310-877S	Spacer, Header Mount	<b>161</b>	Header Mount Safety Sensor Spacer. Required when 8310-804-1 or 8310-804-2 Door Mount Safety Sensors	
8310-3803	Conversion Kit, Wireless, Jamb Mount	<b>570</b>	Wireless Conversion Kit, Jamb Mount, 3v Converts standard jamb actuator to wireless version Requires 8310-819 Jamb Box - Includes 8310-865 Receiver, 8310-844J (2) Jamb Mounted Transmitter Kit	
8310-3809	Conversion Kit, Wireless, Wall Mount	<b>570</b>	Wireless Conversion Kit, Wall Mount, 9v Converts standard wall mount actuator to wireless version. Requires Surface Box & Weather Ring - Includes 8310-865 Receiver, 8310-844 (2) Wall Mount Transmitter Kit	
8310-3888	Harness, Safety Module	<b>36</b>	Harness, Safety Module, Service Part. Safety Module Harness included in 8310-3889 Safety Module & Kit	
8310-3889	Safety Module Kit	<b>509</b>	Safety Module & Kit Used w/ 7901, 7902, 7981, 7982 Control Boxes. Includes 8310-3888 Safety Module Harness, 8310-845 Time Delay Relay. Required when 8310-877 Header Mount Safety Sensor is used w/ Pneumatic Automatic Operators (2610, 4810, 4820 or 4840 Series)	

## 8310 Series Activation/Safety Sensor Packages

**July  
2018**

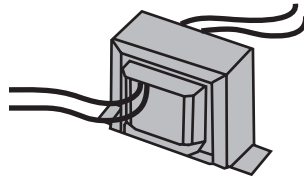
8310-805



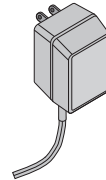
8310-805C



8310-824



8310-824P



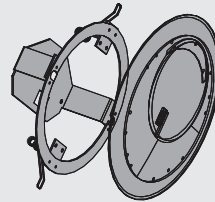
8310-846



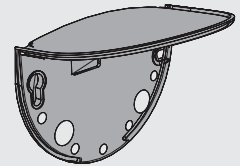
8310-847




8310-854ECA



8310-854ERA



8310-859



8310-8775



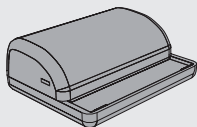
8310-3888



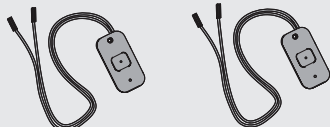
8310-3889



8310-3803

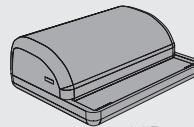


865

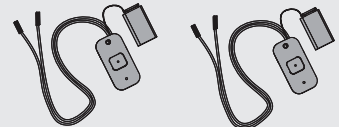


844J (2)

8310-3809



865



844 (2)

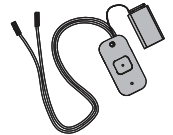
# ACTUATORS & ACCESSORIES

## PRICE LIST

ACTUATORS & ACCESSORIES		LIST PRICE	PRODUCT DESCRIPTION	
PRODUCT NUMBER	DESCRIPTION			

### 8310 Series Actuators, Sensors & Accessories

8310-844	Transmitter Kit, Wall Mount	<b>\$196</b>	Transmitter, Wireless, 1 Channel, Wall Mount, 9v Used to convert standard wall mount actuator to wireless. Requires 8310-865 Receiver
8310-844J	Transmitter Kit, Jamb Mount	<b>196</b>	Transmitter, Wireless, 1 Channel, Jamb Mount, 3v Used to convert standard jamb mount actuator to wireless. Requires 8310-865 Receiver
8310-861	Transmitter, Handheld	<b>196</b>	Transmitter, Wireless, 1 Channel, Handheld, 9v Requires 8310-865 Receiver
8310-862	Transmitter, Handheld	<b>196</b>	Transmitter, Wireless, 2 Channel, Handheld, 9v Requires at least one 8310-865 Receiver
8310-863	Transmitter, Handheld	<b>196</b>	Transmitter, Wireless, 3 Channel, Handheld, 9v Requires at least one 8310-865 Receiver
8310-864	Transmitter, Handheld	<b>196</b>	Transmitter, Wireless, 4 Channel, Handheld, 9v Requires at least one 8310-865 Receiver
8310-865	Receiver	<b>206</b>	Receiver, Wireless, 1 Channel, Sequencing Feature Used in conjunction w/ Wireless Actuators & Transmitters



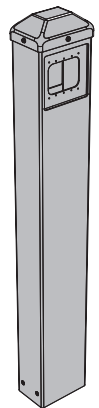
8310-844



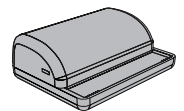
8310-861

### 8310 Series Actuators, Sensors & Accessories

8310-866	Post, Bollard	<b>\$903</b>	42" x 4" x 6" Bollard Post, Mounting Base, Actuator Cut-Out Requires 8310-3853WB Bollard Actuator or 8310-3853TWB Bollard Actuator. Can be used w/ 8310-853 Wall Mount Actuator, 8310-853T Wall Mount Actuator or 8310-855 Wall Mount Actuator. Includes 8310-866CAP. Available in AL or DKBRZ (please specify).
8310-866FLA	Post, Bollard	<b>903</b>	42" x 4" x 6" Bollard Post, Mounting Base, Full Length Actuator Only Requires 8310-836T Full Length Actuator or 8310-836TW Full Length Actuator. Includes 8310-866CAP. Available in AL or DKBRZ (please specify).
8310-866CAP	Cap	<b>148</b>	Plastic Cap, Protective Cover, Service Part. Formed plastic cap for 8310-866 Bollard Post
8310-3853WB	Actuator, Bollard	<b>426</b>	4-3/4" Square w/ Logo, Wireless. For use w/ 8310 866 Bollard Post. Includes 8310-853 Actuator, 8310-844 Transmitter Kit. Requires 8310-865 Receiver.
8310-3853TWB	Actuator, Bollard	<b>426</b>	4-3/4" Square w/ Logo, Text, Wireless. For use w/ 8310-866 Bollard Post. Includes 8310-853T Actuator, 8310-844 Transmitter Kit. Requires 8310-865 Receiver.
8310-836T	Actuator, Full Length	<b>1,789</b>	Actuator, 36" x 6" Full Length, Logo, Text Bollard Post Available In AL or DKBRZ (Please Specify). Includes 8310-866FLA Bollard Post and 8310-836T Full Length Actuator.
8310-836TW	Actuator, Full Length	<b>1,964</b>	Actuator, 36" x 6" Full Length, Logo, Text, Wireless Includes 8310-844J. Requires 8310-865 Bollard Post Available In AL or DKBRZ (Please Specify). Includes 8310-866FLA Bollard Post, 8310-836T Full Length Actuator and 8310-844 Wireless Transmitter Kit.
8310-865	Receiver	<b>206</b>	Receiver, Wireless, 1 Channel, Sequencing Feature Used in conjunction w/ Wireless Actuators & Transmitters



8310-866

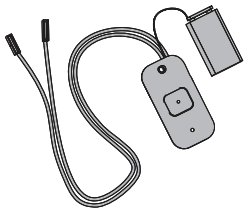


8310-865

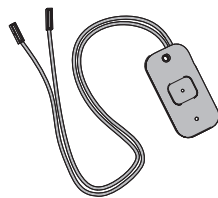
## 8310 Series Actuators, Sensors & Accessories

**July  
2018**

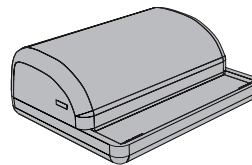
8310-844



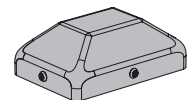
8310-844J



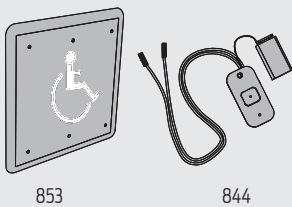
8310-865



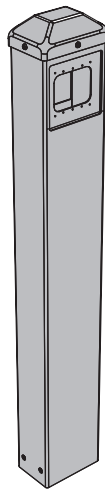
8310-866CAP



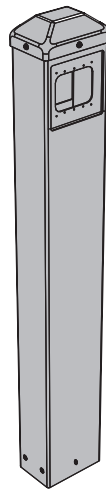
8310-3853WB



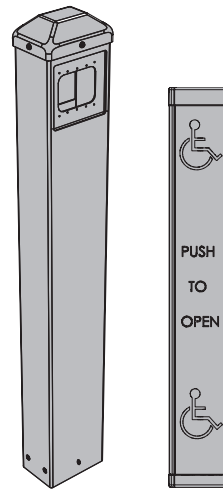
8310-866



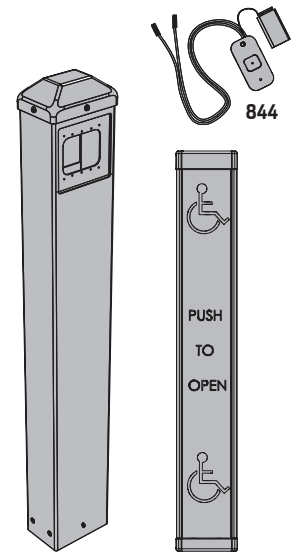
8310-866FLA



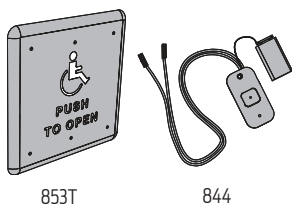
8310-3836T



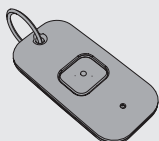
8310-3836TW



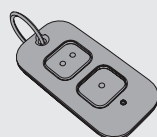
8310-3853TWB



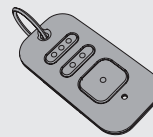
8310-861



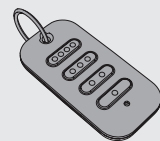
8310-862



8310-863



8310-864



## ACTUATORS & ACCESSORIES

### PRICE LIST

ACTUATORS & ACCESSORIES		LIST PRICE	PRODUCT DESCRIPTION	
PRODUCT NUMBER	DESCRIPTION			

#### **8310 Series Accessories**

8310-806K	Switch, Key	<b>\$209</b>	Switch, Key Type, 3 Position (On/Off/Hold-Open) Optional switch used w/ Senior Swing, Benchmark, or 4630/4640 Operators with (CS) option
8310-806R	Switch, Rocker	<b>209</b>	Switch, Rocker Type, 3 Position (On/Off/Hold-Open) Optional switch w/ Senior Swing or Benchmark Operators.
8310-807	Filter, Line	<b>209</b>	Line Filter, AC, 120v. Optional filter used w/ Senior Operators to reduce 'line noise'.
8310-845	Relay and Door Sequencer	<b>320</b>	Programmable Relay and Door Sequencer Used to coordinate electric locking Programmable device release for Senior Swing, also functions as door sequencer. Operator manufactured prior to 9/06. Also, is a component to the 8310-8337 Low Energy Convenience Package

## 8310 Series Accessories

**July  
2018**

8310-806K



8310-806R



8310-807



8310-845





# PARTS & ACCESSORIES

## PRICE LIST

PARTS & ACCESSORIES	STANDARD POWDER COAT FINISHES	PLATED FINISHES		PARTS & ACCESSORIES	STANDARD POWDER COAT FINISHES	PLATED FINISHES		
	AL (689) DKBRZ (695) BRASS (696) LTBRZ (691) STAT (690) BLACK (693)				AL (689) DKBRZ (695) BRASS (696) LTBRZ (691) STAT (690) BLACK (693)	US26D	US 3 US 4 US 10	US 11 US 15 US 26

### SEM7800 Series

SEM7810-E050.....	Extension 1/2"	21.00
SEM7810-E075.....	Extension 3/4"	28.00
SEM7810-E100.....	Extension 1"	31.00
SEM7810-E200.....	Extension 2"	37.00
SEM7810-E400.....	Extension 4"	40.00
SEM7810-514.....	Ball Pivot/Connection Link	31.00
SEM7820-515.....	Fastener Kit	63.00
SEM7820-72.....	Standard Cover & Base	474.00
SEM7820-825.....	Door Armature	126.00
SEM7820-516.....	Magnet Core Assembly	173.00
SEM7830-515.....	Fastener Kit	23.00
SEM7830-72.....	Standard Cover	95.00
SEM7830-268.....	Surface Mount Box	35.00
SEM7830-516.....	Magnet Core Assembly	159.00
SEM7830-825.....	Door Armature	126.00
SEM7840-515.....	Fastener Kit	23.00
SEM7840-72.....	Standard Cover	95.00
SEM7840-516.....	Magnet Core Assembly	159.00
SEM7840-825.....	Door Armature	125.00
SEM7850-515.....	Fastener Kit & Bracket	23.00
SEM7850-516.....	Magnet Core Assembly	159.00
SEM7850-72.....	Standard Cover	95.00
SEM7850-828.....	Door Armature	181.00

### 1250 Series

1250-3071.....	Std Cylinder Assy	135.00
1250-3077/PA.....	Reg Arm w/62PA	70.00
1250-3077/62A.....	Reg Arm w/62A	85.00
1250-3077L.....	Long Arm	70.00
1250-3049/PA.....	Hold Open Arm w/62PA	100.00
1250-3049L.....	Hold Open Long Arm	100.00
1250-3077EDA.....	EDA Arm	120.00
1250-3049EDA.....	HEDA Arm	155.00
1250-3077CUSH.....	CUSH Arm	155.00
1250-3049CUSH.....	HCUSH Arm	215.00
1250-3077SCUSH.....	S Cush Arm	215.00
1250-3049SCUSH.....	Spring H Cush Arm	275.00
1250-UNIV.....	Screw Pack	21.00
1250-TORX.....	Screw Pack	36.00
1250-TBTRX.....	Screw Pack	36.00
1250-72.....	Slim Cover	15.00
1250-18.....	Plate	42.00
1250-18PA.....	Plate	42.00
1250-30.....	Cush Shoe Support	21.00
1250-61.....	Spacer	23.00
1250-62A.....	Auxiliary Shoe	37.00
1250-62PA.....	PA Shoe	14.00
1250-146.....	Shaft Cover	4.00
1250-201.....	Spacer	4.00
1250-419.....	Panel Adapter	55.00
1250-3080.....	Spring CUSH Block	55.00
1250-Flat Box.....	Flat Box w/Label	4.00
1250-Instruction Sheet.....	Instruction Sheet	3.00
1250-Rebox Kit.....	Box & Instruction Sheet	5.00

### 1260 Series

1261-3071.....	Std Cylinder Assy	186.00
1260-3077.....	Reg Arm	80.00
1260-3077/PA.....	Reg Arm w/62PA	85.00
1260-3077/62A.....	Reg Arm w/62A	101.00
1260-3077L.....	Long Arm	85.00

1260-3049.....	Hold Open Arm	112.00
1260-3049/PA.....	Hold Open Arm w/62PA	117.00
1260-3049L.....	Hold Open Long Arm	117.00
1260-3077EDA.....	EDA Arm	138.00
1260-3077EDA/G.....	EDA Arm w/62G	144.00
1260-3049EDA.....	HEDA Arm	170.00
1260-3049EDA/G.....	HEDA Arm w/62G	176.00
1260-3077CUSH.....	CUSH Arm	170.00
1260-3049CUSH.....	HCUSH Arm	229.00
1260-72.....	Slim Cover	16.00
1260-SRT.....	Screw Pack	22.00
1260-TBSRT.....	Screw Pack	22.00
1260-WMS.....	Screw Pack	22.00
1260-TBWMS.....	Screw Pack	22.00
1260-TORX.....	Screw Pack	38.00
1260-TBTRX.....	Screw Pack	38.00
1260-18.....	Plate	45.00
1260-18PA.....	Plate	45.00
1260-18QF.....	Plate	45.00
1260-30.....	Cush Shoe Support	22.00
1260-37.....	Hold Open Stud	24.00
1260-41.....	Hold Open Nut	6.00
1260-45.....	Hold Open Shoe	22.00
1260-49.....	Hold Open Main Arm	58.00
1260-61.....	Spacer	24.00
1260-62A.....	Auxiliary Shoe	39.00
1260-62PA.....	PA Shoe	15.00
1260-77.....	Arm & Forearm	78.00
1260-78H.....	H Head & Tube	67.00
1260-78HL.....	Head & Long Tube	72.00
1260-79.....	Rod & Shoe	26.00
1260-79LR.....	Long Rod & Shoe	28.00
1260-83.....	Arm Screw	2.70
1260-83H.....	H Arm Screw	2.70
1260-146.....	Shaft Cover	4.30
1260-159.....	Arm Screw	2.70
1260-201.....	Spacer	4.30
1260-384.....	Stop	20.00
1260-419.....	Panel Adapter	59.00
1260-3048.....	Head & Tube Assy	76.00
1260-3048L.....	Head & Long Tube Assy	81.00
1260-Flat Box.....	Flat Box w/Label	4.30
1260-Instruction Sheet.....	Instruction Sheet	3.20
1260-Rebox Kit.....	Box & Instruction Sheet	5.00

### 1450 Series

1450-3071.....	Std Cylinder Assy	190.00	NA	NA
1450-3071DEL.....	Del Action Cylinder Assy	230.00	NA	NA
1450-3077/PA.....	Reg Arm w/62PA	70.00	NA	NA
1450-3077/62A.....	Reg Arm w/62A	85.00	NA	NA
1450-3077L.....	Long Arm	70.00	NA	NA
1450-3049/PA.....	H Arm w/62PA	100.00	NA	NA
1450-3049L.....	H Long Arm	100.00	NA	NA
1450-3077EDA.....	EDA Arm	120.00	NA	NA
1450-3077EDA/G.....	EDA Arm w/62G	125.00	NA	NA
1450-3049EDA.....	H EDA Arm	155.00	NA	NA
1450-3077CNS.....	Cush Arm	155.00	NA	NA
1450-3049CNS.....	H Cush Arm	215.00	NA	NA
1450-3077SCNS.....	S Cush Arm	215.00	NA	NA
1450-3049SCNS.....	Spring H Cush Arm	275.00	NA	NA
1450-72.....	Standard Cover	15.00	NA	NA
1450-72FC.....	Full Plastic Cover	25.00	NA	NA

1450 Series continued on next page

# PARTS & ACCESSORIES

## PRICE LIST

	STANDARD POWDER COAT FINISHES	PLATED FINISHES				STANDARD POWDER COAT FINISHES	PLATED FINISHES		
PARTS & ACCESSORIES	AL (689) DKBRZ (695) BRASS (696) LTBRZ (691) STAT (690) BLACK (693)	US26D	US 3 US 4 US 10	US 11 US 15 US 26	PARTS & ACCESSORIES	AL (689) DKBRZ (695) BRASS (696) LTBRZ (691) STAT (690) BLACK (693)	US26D	US 3 US 4 US 10	US 11 US 15 US 26
1450 Series continued									
1450-72MC.....Full Metal Cover	45.00	NA	NA		1460-41.....Hold Open Nut	6.00			
1450-72ALT.....Alternate Cover	25.00	NA	NA		1460-45.....Hold Open Shoe	22.00			
1450-UNIV.....Screw Pack	21.00	NA	NA		1460-49.....Hold Open Main Arm	58.00			
1450-TORX.....Screw Pack	36.00	NA	NA		1460-61.....Spacer	24.00	66.00		81.00
1450-TBTRX.....Screw Pack	36.00	NA	NA		1460-62A.....Auxiliary Shoe	39.00	98.00		113.00
1450-18.....Plate	54.00	NA	NA		1460-62PA.....PA Shoe	15.00	88.00		103.00
1450-18FC.....Plate	54.00	NA	NA		1460-77.....Arm & Forearm	78.00			
1450-18PA.....Plate	54.00	NA	NA		1460-77HD.....Heavy Duty Arm & Forearm	107.00			
1450-18PAFC.....Plate	54.00	NA	NA		1460-78H.....H Head & Tube	67.00			
1450-30.....Cush Shoe Support	21.00	NA	NA		1460-78HL.....Head & Long Tube	72.00			
1450-31.....Cover Screw	2.50	NA	NA		1460-79.....Rod & Shoe	26.00	83.00		119.00
1450-61.....Spacer	23.00	NA	NA		1460-79LR.....Long Rod & Shoe	28.00	90.00		128.00
1450-62A.....Auxiliary Shoe	37.00	NA	NA		1460-83.....Arm Screw	2.70			
1450-62PA.....PA Shoe	14.00	NA	NA		1460-83H.....H Arm Screw	2.70			
1450-146.....Shaft Cover	4.00	NA	NA		1460-124.....Plug	2.70			
1450-419.....Panel Adapter	55.00	NA	NA		1460-146.....Shaft Cover	4.30			
1450-3080.....Spring Cush Block	55.00	NA	NA		1460-159.....Arm Screw	2.70			
1450-Flat Box.....Flat Box w/Label	4.00	NA	NA		1460-163.....Arm Insert	2.70			
1450-Instruction Sheet.....Instruction Sheet	3.00	NA	NA		1460-201.....Spacer	4.30			
1450-Rebox Kit.....Box & Instruction Sheet	5.00	NA	NA		1460-384.....Stop	20.00			
1460 Series									
1461-3071.....Std Cylinder Assy	245.00				1460-419.....Panel Adapter	59.00	152.00		169.00
1461-3071DEL.....Del Action Cylinder Assy	287.00				1460-3048.....Head & Tube Assy	76.00	154.00		171.00
1460-3077.....Reg Arm	80.00	204.00		239.00	1460-3048L.....Head & Long Tube Assy	81.00	159.00		176.00
1460-3077/PA.....Reg Arm w/62PA	85.00	258.00		309.00	1460-3080.....Spring Cush Block	59.00			
1460-3077/62A.....Reg Arm w/62A	101.00	276.00		324.00	1460-3373.....Adapter Kit	4.30			
1460-3077HD.....Heavy Duty Arm	112.00	234.00		277.00	1460-Flat Box.....Flat Box w/Label	4.30			
1460-3077HD/PA.....HD Arm w/62PA	117.00	294.00		345.00	1460-Instruction Sheet.....Instruction Sheet	3.20			
1460-3077HD/62A.....HD Arm w/62A	133.00	314.00		364.00	1460-Rebox Kit.....Box & Instruction Sheet	5.00			
1460-3077HD/L.....HD Long Arm	117.00	244.00		282.00	1460T Series				
1460-3077L.....Long Arm	85.00	207.00		244.00	1460T-3071.....Std Cylinder Assy	272.00			
1460-3049.....Hold Open Arm	112.00	234.00		277.00	1461T-3071.....Std Cylinder Assy	272.00			
1460-3049/PA.....H Arm w/62PA	117.00	294.00		330.00	1460T-3077T.....Standard Arm	80.00	197.00		234.00
1460-3049L.....H Long Arm	117.00	221.00		266.00	1460T-3038.....Standard Track	59.00			
1460-3077EDA.....EDA Arm	138.00	340.00		379.00	1460T-3038B.....Track w/Bumper	69.00			
1460-3077EDA/G.....EDA Arm w/62G	144.00	346.00		383.00	1460T-3038H.....Track w/Hold Open	80.00			
1460-3049EDA.....H EDA Arm	170.00	372.00		414.00	1460T-3038HB.....Track w/Hold Open & Bumper	91.00			
1460-3049EDA/G.....H EDA Arm w/62G	176.00	383.00		410.00	1460T-72.....Standard Cover	16.00			
1460-3077CNS.....Cush Arm	170.00	383.00		414.00	1460T-72DS1.....Designer Series Cover	48.00	165.00		202.00
1460-3049CNS.....H Cush Arm	229.00	420.00		468.00	1460T-72FC.....Full Cover	27.00			
1460-3077SCNS.....S Cush Arm	229.00	420.00		468.00	1460T-SRT.....Screw Pack (incl -3034)	49.00	71.00		83.00
1460-3049SCNS.....Spring H Cush Arm	288.00	479.00		527.00	1460T-TBSRT.....Screw Pack (incl -3034)	49.00	71.00		83.00
1460-72.....Standard Cover	16.00				1460T-WMS.....Screw Pack (incl -3034)	49.00	71.00		83.00
1460-72DS1.....Designer Series Cover	48.00	165.00		202.00	1460T-TBWMS.....Screw Pack (incl -3034)	49.00	71.00		83.00
1460-72FC.....Full Cover	27.00				1460T-TORX.....Screw Pack (incl -3034)	65.00	87.00		99.00
1460-SRT.....Screw Pack	22.00	44.00		55.00	1460T-TBTRX.....Screw Pack (incl -3034)	65.00	87.00		99.00
1460-TBSRT.....Screw Pack	22.00	44.00		55.00	1460T-HSRT.....HO Screw Pack (incl -3034H)	49.00	71.00		83.00
1460-WMS.....Screw Pack	22.00	44.00		55.00	1460T-HTBSRT.....HO Screw Pack (incl -3034H)	49.00	71.00		83.00
1460-TBWMS.....Screw Pack	22.00	44.00		55.00	1460T-HWMS.....HO Screw Pack (incl -3034H)	49.00	71.00		83.00
1460-TORX.....Screw Pack	38.00	71.00		81.00	1460T-HTBWMS.....HO Screw Pack (incl -3034H)	49.00	71.00		83.00
1460-TBTRX.....Screw Pack	38.00	71.00		81.00	1460T-HTORX.....HO Screw Pack (incl -3034H)	65.00	87.00		99.00
1460-18.....Plate	58.00				1460T-HTBTRX.....HO Screw Pack (incl -3034H)	65.00	87.00		99.00
1460-18DS.....Plate	58.00	197.00		237.00	1460T-18.....Plate	58.00			
1460-18FC.....Plate	58.00				1460T-18DS.....Plate	58.00	197.00		237.00
1460-18PA.....Plate	58.00				1460T-18FC.....Plate	58.00			
1460-18PADS.....Plate	58.00	197.00		237.00	1460T-18GFC.....Plate	58.00			
1460-18PAFC.....Plate	58.00				1460T-18PA.....Plate	58.00			
1460-30.....Cush Shoe Support	22.00	64.00		79.00	1460T-18PADS.....Plate	58.00	197.00		237.00
1460-30A.....Mounting Bracket	7.00				1460T-18PAFC.....Plate	58.00			
1460-37.....Hold Open Stud	24.00				1460T-30A.....Mounting Bracket	7.00			
					1460T-73.....End Cap	9.00			
					1460T-78.....Arm & Tube	69.00			

1460T Series continued on next page

# PARTS & ACCESSORIES

## PRICE LIST

		STANDARD POWDER COAT FINISHES AL (689) DKBRZ (695) BRASS (696) LTBRZ (691) STAT (690) BLACK (693)	PLATED FINISHES			STANDARD POWDER COAT FINISHES ANCLR ANDKB	PLATED FINISHES		
PARTS & ACCESSORIES			US26D	US 3 US 4 US 10	US 11 US 15 US 26		PARTS & ACCESSORIES	US26D	US 3 US 4 US 10
1460T Series continued									
1460T-82.....Rod	58.00				2030-3002.....Mounting/Finish Plate	143.00	278.00		333.00
1460T-83H.....H Arm Screw	2.70				2030-3034.....Track Roller	27.00			
1460T-141-1.....Plug	2.70				2030-3034H.....Hold Open Track Roller	27.00			
1460T-141-2.....Plug	2.70				2030-3054.....Hold Open Clip	28.00			
1460T-146.....Shaft Cover	4.30				2030-SPL-3034.....P-1152 Roller	39.00			
1460T-159.....Arm Screw	2.70				2030-SPL-3038.....P-1224 Track	72.00			
1460T-163.....Arm Insert	2.70				2030-3064H.....HO Roller and Clip	54.00			
1460T-169.....Bumper Assy	20.00				2030-Flat Box.....Flat Box w/Label	4.30			
1460T-425.....Roller Lock Screw	4.30				2030-Instruction Sheet.....Instruction Sheet	3.20			
1460T-3034.....Track Roller	27.00				2030-Rebox Kit.....Box & Instruction Sheet	5.00			
1460T-3034H.....Hold Open Track Roller	27.00								
1460T-3054.....Hold Open Clip	28.00				<b>2210 Series</b>				
1460T-Flat Box.....Flat Box w/Label	4.30				2213(4,5)-3071.....Std Cylinder Assy	724.00			
1460T-Instruction Sheet.....Instruction Sheet	3.20				2213(4,5)-3071AVB.....AVB Cylinder Assy	746.00			
1460T-Rebox Kit.....Box & Instruction Sheet	5.00				2210-3077T.....Standard Arm	127.00	358.00		380.00
					2210-72.....Finish Plate (11&12)	53.00	198.00		255.00
					2210-3038.....Standard Track	91.00			
					2210-TORX.....Screw Pack	38.00	71.00		81.00
					2210-11.....Finish Plate	30.00	104.00		124.00
					2210-12.....Short Finish Plate	28.00	101.00		122.00
					2210-31.....Cover Screw	2.70			
					2210-159.....Arm Screw	2.70			
					2210-3034.....Track Roller	27.00			
					2210-Flat Box.....Flat Box w/Label	4.30			
					2210-Instruction Sheet.....Instruction Sheet	3.20			
					2210-Rebox Kit.....Box & Instruction Sheet	5.00			
					<b>2210DPS Series</b>				
					2213(4,5)DPS-3071.....Std Cylinder Assy	724.00			
					2213(4,5)DPS-3071AVB.....AVB Cylinder Assy	746.00			
					2210DPS-3077T.....Standard Arm	127.00	358.00		380.00
					2210DPS-72.....Finish Plate (11&i2)	53.00	198.00		255.00
					2210DPS-3038.....Standard Track	91.00			
					2210DPS-TORX.....Screw Pack	38.00	71.00		81.00
					2210DPS-11.....Finish Plate	30.00	104.00		124.00
					2210DPS-12.....Short Finish Plate	28.00	101.00		122.00
					2210DPS-31.....Cover Screw	2.70			
					2210DPS-159.....Arm Screw	2.70			
					2210DPS-493.....DPS Test Kit	71.00			
					2210DPS-3034.....Track Roller	27.00			
					2210DPS-3340.....Wire Harness	71.00			
					2210DPS-Flat Box.....Flat Box w/Label	4.30			
					2210DPS-Instruction Sheet.....Instruction Sheet	3.20			
					2210DPS-Rebox Kit.....Box & Instruction Sheet	5.00			
					<b>2310ME Series</b>				
					2314ME-3071.....Std Cylinder Assy	985.00			
					2314ME-3071B80.....B80 Cylinder Assy	1070.00			
					2314ME-3071B140.....B140 Cylinder Assy	1070.00			
					2314ME-3971.....Cylinder Only	932.00			
					2314ME-3971B80.....B80 Cylinder Only	1017.00			
					2314ME-3971B140.....B140 Cylinder Only	1017.00			
					2310ME-3077T.....Standard Arm	96.00	279.00		318.00
					2310ME-72.....Finish Plate (11&i2)	53.00	198.00		255.00
					2310ME-3038.....Standard Track	59.00			
					2310ME-WMS.....Screw Pack (incl -3034)	49.00	71.00		83.00
					2310ME-TORX.....Screw Pack (incl -3034)	65.00	87.00		99.00
					2310ME-11.....Finish Plate	30.00	104.00		124.00
					2310ME-12.....Short Finish Plate	28.00	101.00		122.00
					2310ME-31.....Cover Screw	2.70			
					2310ME-159.....Arm Screw	2.70			
					2310ME-172.....Wiring Cover	9.00			

\*Require length - please note when ordering

2310ME Series continued on next page

# PARTS & ACCESSORIES

## PRICE LIST

PARTS & ACCESSORIES	STANDARD POWDER COAT FINISHES	PLATED FINISHES			PARTS & ACCESSORIES	STANDARD POWDER COAT FINISHES	PLATED FINISHES		
	AL (689) DKBRZ (695) BRASS (696) LTBRZ (691) STAT (690) BLACK (693)	US26D	US 3 US 4 US 10	US 11 US 15 US 26		AL (689) DKBRZ (695) BRASS (696) LTBRZ (691) STAT (690) BLACK (693)	US26D	US 3 US 4 US 10	US 11 US 15 US 26

2310ME Series continued

2310ME-420.....Fire Shield	59.00
2310ME-425.....Roller Lock Screw	4.30
2310ME-3034.....Track Roller	27.00
2310ME-3210.....Transformer	69.00
2310ME-3431.....Input Jumper	6.00
2310ME-3351.....ME Switch Assy	84.00
2310ME-Flat Box.....Flat Box w/Label	4.30
2310ME-Instruction Sheet.....Instruction Sheet	3.20
2310ME-Rebox Kit.....Box & Instruction Sheet	5.00

### 2610 Series

2613(4)-3071.....Std Cylinder Assy	1868.00
2613(4)-3071DPS.....DPS Cylinder Assy	2061.00
2613(4)-3971.....Cylinder Only	1763.00
2613(4)-3971DPS.....DPS Cylinder Only	1956.00
2610-3077T.....Standard Arm	104.00
2610-3038.....Standard Track	59.00
2610-WMS.....Screw Pack (incl -3034)	49.00
2610-61.....Spacer	13.00
2610-78.....Arm & Tube	69.00
2610-82.....Rod	58.00
2610-83H.....H Arm Screw	2.70
2610-155-1.....Caution Decal	5.00
2610-155-2.....Activation Decal	5.00
2610-159.....Arm Screw	2.70
2610-425.....Roller Lock Screw	4.30
2610-3002.....Mounting/Finish Plate	143.00
2610-3034.....Track Roller	27.00
2610-Flat Box.....Flat Box w/Label	4.30
2610-Instruction Sheet.....Instruction Sheet	3.20
2610-Rebox Kit.....Box & Instruction Sheet	5.00

### 2810 Series - (ANCLR or ANDKB only)

2810-3077CP.....Center Pivot Arm	250.00
2810-3077OP.....Offset/Butt Hung Arm	208.00
2810-3077OPCM*Offset Arm w/Track & Conc Channel	415.00
2810-3572HL*.....Header Assy	335.00
2810-3572HL/S*.....Header Assy w/Stop Prep	335.00
2810-3572DD*.....Double Door Header Assy	570.00
2810-3572DD/S*Double Door Header Assy w/Stop Prep	570.00
2810-3572DD/MPDouble Door Header w/Manual Prep	1209.00
2810-MS.....Screw Pack	22.00
2810-11A.....Spindle Plate - 2 3/4"	75.00
2810-11B.....Spindle Plate - 3 3/4"	75.00
2810-12*.....Blank Filler Plate	91.00
2810-78.....Arm & Tube	198.00
2810-82.....Rod	115.00
2810-107.....Pivot Body	66.00
2810-110.....Pivot Post	52.00
2810-117.....Bottom Pivot Plate	52.00
2810-168.....Slide	38.00
2810-275.....Mounting Bracket - 2 3/4"	101.00
2810-334.....Header Endcaps	44.00
2810-334-2.....End Cap	75.00
2810-375.....Mounting Bracket - 3 3/4"	100.00
2810-384B.....Breakaway Door Stop	149.00
2810-384F.....Fixed Door Stop	71.00
2810-511*.....Dress Plate Extrusion Only	17.00 / ft
2810-518.....Cable/Parts Bag	91.00
2810-572*.....Header Extrusion Only	53.00 / ft
2810-572HL*.....Header Only	215.00

2810-572HL/S*.....Header Only w/Stop Prep	202.00
2810-572DD*.....Double Door Header Only	455.00
2810-572DD/S*Double Door Header Only w/Stop Prep	455.00
2810-3018.....Rear Mount Bracket	100.00
2810-3072*.....Concealing Channel	220.00
2810-3107.....Bottom Pivot Assembly	158.00
2810-3155.....Label Kit	27.00
2810-3454.....Motor Gearbox	2237.00
2810-3462.....Controller	1454.00

### 2850 Series - (ANCLR or ANDKB only)

2850-3077CP.....Center Pivot Arm	235.00
2850-3077OP.....Offset/Butt Hung Arm	195.00
2850-3077OPCM*Offset Arm w/Track & Conc Channel	415.00
2850-3572HL*.....Header Assy	570.00
2850-3572HL/S*.....Header Assy w/Stop Prep	570.00
2850-MS.....Screw Pack	22.00
2850-11A.....Spindle Plate - 2 3/4"	75.00
2850-11B.....Spindle Plate - 3 3/4"	75.00
2850-12*.....Blank Filler Plate	91.00
2850-78.....Arm & Tube	198.00
2850-82.....Rod	115.00
2850-107.....Pivot Body	66.00
2850-110.....Pivot Post	52.00
2850-117.....Bottom Pivot Plate	52.00
2850-168.....Slide	38.00
2850-275.....Mounting Bracket - 2 3/4"	101.00
2850-334.....Header Endcaps	44.00
2850-334-2.....End Cap	75.00
2850-375.....Mounting Bracket - 3 3/4"	100.00
2850-384B.....Breakaway Door Stop	149.00
2850-384F.....Fixed Door Stop	71.00
2850-511*.....Dress Plate Extrusion Only	17.00 / ft
2850-518.....Cable/Parts Bag	91.00
2850-572*.....Header Extrusion Only	53.00 / ft
2850-572HL*.....Header Only	455.00
2850-572HL/S*.....Header Only w/Stop Prep	455.00
2850-982.....Companion Cable	68.00
2850-3018.....Rear Mount Bracket	100.00
2850-3072*.....Concealing Channel	220.00
2850-3107.....Bottom Pivot Assembly	158.00
2850-3155.....Label Kit	27.00
2850-3454.....Motor Gearbox (Std Force)	2237.00
2850-3462.....Controller	1454.00

### 2860 Series - (ANCLR or ANDKB only)

2860-3077CP.....Center Pivot Arm	215.00
2860-3077OP.....Offset/Butt Hung Arm	195.00
2860-3077OPCM*Offset Arm w/Track & Conc Channel	415.00
2860-3572HL*.....Header Assy	570.00
2860-3572HL/S*.....Header Assy w/Stop Prep	570.00
2860-MS.....Screw Pack	22.00
2860-11A.....Spindle Plate - 2 3/4"	75.00
2860-11B.....Spindle Plate - 3 3/4"	75.00
2860-12*.....Blank Filler Plate	91.00
2860-78.....Arm & Tube	198.00
2860-82.....Rod	115.00
2860-107.....Pivot Body	66.00
2860-110.....Pivot Post	52.00
2860-117.....Bottom Pivot Plate	52.00
2860-168.....Slide	38.00
2860-275.....Mounting Bracket - 2 3/4"	101.00

\*Require length - please note when ordering

2860 Series continued on next page

# PARTS & ACCESSORIES

## PRICE LIST

PARTS & ACCESSORIES	STANDARD POWDER COAT FINISHES AL (689) DKBRZ (695) BRASS (696) LTBRZ (691) STAT (690) BLACK (693)	PLATED FINISHES			PARTS & ACCESSORIES	STANDARD POWDER COAT FINISHES AL (689) DKBRZ (695) BRASS (696) LTBRZ (691) STAT (690) BLACK (693)	PLATED FINISHES		
		US26D	US 3 US 4 US 10	US 11 US 15 US 26			US26D	US 3 US 4 US 10	US 11 US 15 US 26

### 2860 Series continued

2860-334.....Header Endcaps	44.00
2860-334-2.....End Cap	75.00
2860-375.....Mounting Bracket - 3 3/4"	100.00
2860-384B.....Breakaway Door Stop	149.00
2860-384F.....Fixed Door Stop	71.00
2860-511*.....Dress Plate Extrusion Only	17.00 / ft
2860-518.....Cable/Parts Bag	91.00
2860-572*.....Header Extrusion Only	53.00 / ft
2860-572HL*.....Header Only	455.00
2860-572HL/S*.....Header Only w/Stop Prep	455.00
2860-3018.....Rear Mount Bracket	100.00
2860-3072*.....Concealing Channel	220.00
2860-3107.....Bottom Pivot Assembly	158.00
2860-3155.....Label Kit	27.00
2860-3454.....Motor Gearbox (Std Force)	2237.00
2860-3462.....Control Box	1454.00

### 3030 Series

3031(2,3,4)-3071.....Std Cylinder Assy	322.00		
3030-3077.....Reg Arm	117.00	319.00	372.00
3030-3049.....Hold Open Arm	149.00	351.00	404.00
3030-WMS.....Screw Pack	22.00	44.00	55.00
3030-TORX.....Screw Pack	38.00	71.00	81.00
3030-37.....Hold Open Stud	24.00		
3030-41.....Hold Open Nut	6.00		
3030-48.....Hold Open Forearm	65.00		
3030-49.....Hold Open Main Arm	58.00		
3030-77.....Arm & Forearm	78.00		
3030-79.....Rod & Shoe	26.00	83.00	119.00
3030-79H.....H Rod & Shoe	27.00	87.00	124.00
3030-83.....Arm Screw	2.70		
3030-83H.....H Arm Screw	2.70		
3030-159.....Arm Screw	2.70		
3030-421.....Arm Stud	9.00		
3030-Flat Box.....Flat Box w/Label	4.30		
3030-Instruction Sheet.....Instruction Sheet	3.20		
3030-Rebox Kit.....Box, Inst., & Screw Pk	5.00		

### 3130 Series

3131(2,3)-3071.....Std Cylinder Assy	370.00		
3130-3077T.....Standard Arm	110.00	305.00	361.00
3130-3038.....Standard Track	59.00		
3130-3038B.....Track w/Bumper	69.00		
3130-3038H.....Track w/Hold Open	80.00		
3130-3038HB.....Track w/Hold Open & Bumper	91.00		
3130-WMS.....Screw Pack (incl -3034)	49.00	71.00	83.00
3130-TORX.....Screw Pack (incl -3034)	65.00	87.00	99.00
3130-HWMS.....HO Screw Pack (incl -3034H)	49.00	71.00	83.00
3130-HTORX.....HO Screw Pack (incl -3034H)	65.00	87.00	99.00
3130-2.....Channel	10.00		
3130-159.....Arm Screw	2.70		
3130-169.....Bumper Assy	20.00		
3130-425.....Roller Lock Screw	4.30		
3130-3034.....Track Roller	27.00		
3130-3034H.....Hold Open Track Roller	27.00		
3130-3054.....Hold Open Clip	28.00		
3130-Flat Box.....Flat Box w/Label	4.30		
3130-Instruction Sheet.....Instruction Sheet	3.20		
3130-Rebox Kit.....Box & Instruction Sheet	5.00		

### 3130SE Series

3133(4)SE-3071.....Std Cylinder Assy	343.00		
3130SE-3077T.....Standard Arm	110.00	305.00	361.00
3130SE-3077L.....Long Arm	115.00	310.00	366.00
3130SE-3038.....Standard Track	365.00		
3130SEL-3038SEL.....Long Track	365.00		
3130SE-WMS.....Screw Pack (incl. -81)	22.00	44.00	55.00
3130SE-TORX.....Screw Pack (incl. -81)	38.00	71.00	81.00
3130SE-59A.....Cover Plate	5.00		
3130SE-60.....Cover Plate Screw	2.70		
3130SE-73.....End Cap	9.00		
3130SE-78.....Arm & Tube	69.00		
3130SE-81.....Connector w/Ring	5.00		
3130SE-82.....Rod	58.00		
3130SE-83H.....H Arm Screw	2.70		
3130SE-159.....Arm Screw	2.70		
3130SE-3034SE.....Track Roller with Slider	32.00		
3130SE-425.....Roller Lock Screw	4.30		
3130SE-3210.....Transformer	69.00		
3130SE-3436.....On/off Switch Assy	70.00		
3130SE-Flat Box.....Flat Box w/Label	4.30		
3130SE-Instruction Sheet.....Instruction Sheet	3.20		
3130SE-Rebox Kit.....Box & Instruction Sheet	5.00		

### 4000T Series

4003(4)T-3071.....Std Cylinder Assy	349.00		
4000T-3077T.....Standard Arm	101.00	239.00	292.00
4000T-3038.....Standard Track	59.00		
4000T-72.....Standard Cover	27.00		
4000T-72MC.....Metal Cover	37.00	202.00	250.00
4000T-WMS.....Screw Pack (incl -3034)	49.00	71.00	83.00
4000T-TBWMS.....Screw Pack (incl -3034)	49.00	71.00	83.00
4000T-TORX.....Screw Pack (incl -3034)	65.00	87.00	99.00
4000T-TBTRX.....Screw Pack (incl -3034)	65.00	87.00	99.00
4000T-31.....Cover Screw	2.70		
4000T-61.....Spacer	13.00		
4000T-73.....End Cap	9.00		
4000T-141-2.....Plug	2.70		
4000T-159.....Arm Screw	2.70		
4000T-425.....Roller Lock Screw	4.30		
4000T-3034.....Track Roller	27.00		
4000T-Flat Box.....Flat Box w/Label	4.30		
4000T-Instruction Sheet.....Instruction Sheet	3.20		
4000T-Rebox Kit.....Box & Instruction Sheet	5.00		

### 4010 Series

4011(6)-3071.....Std Cylinder Assy	323.00		
4011-3071DEL.....Del Act Cyl Assy	365.00		
4011(6)-3071TEL.....TEL Cylinder Assy	365.00		
4010-3077.....Reg Arm	125.00	373.00	463.00
4010-3049.....Hold Open Arm	151.00	399.00	489.00
4010-3049FL.....FL Arm	256.00		
4010-72.....Standard Cover	27.00		
4010-72MC.....Metal Cover	37.00	202.00	250.00
4010-SRT.....Screw Pack	22.00	44.00	55.00
4010-TBSRT.....Screw Pack	22.00	44.00	55.00
4010-WMS.....Screw Pack	22.00	44.00	55.00
4010-TBWMS.....Screw Pack	22.00	44.00	55.00
4010-TORX.....Screw Pack	38.00	71.00	81.00
4010-TBTRX.....Screw Pack	38.00	71.00	81.00
4010-18.....Plate	58.00	197.00	237.00
4010-28.....Fusible Link	11.00		

4010 Series continued on next page



# PARTS & ACCESSORIES

## PRICE LIST

PARTS & ACCESSORIES	STANDARD POWDER COAT FINISHES	PLATED FINISHES			PARTS & ACCESSORIES	STANDARD POWDER COAT FINISHES	PLATED FINISHES		
	AL (689) DKBRZ (695) BRASS (696) LTBRZ (691) STAT (690) BLACK (693)	US26D	US 3 US 4 US 10	US 11 US 15 US 26		AL (689) DKBRZ (695) BRASS (696) LTBRZ (691) STAT (690) BLACK (693)	US26D	US 3 US 4 US 10	US 11 US 15 US 26

### 4010 Series continued

4010-31.....	Cover Screw	2.70
4010-37.....	Hold Open Stud	24.00
4010-37FL.....	FL Hold Open Stud	24.00
4010-41.....	Hold Open Nut	6.00
4010-48.....	Hold Open Forearm	65.00
4010-49.....	Hold Open Main Arm	61.00
4010-49FL.....	FL Main Arm & Rod	61.00
4010-77.....	Arm & Forearm	114.00
4010-79.....	Rod & Shoe	27.00
4010-79H.....	H Rod & Shoe	27.00
4010-79LR.....	Long Rod & Shoe	27.00
4010-83.....	Arm Screw	2.70
4010-83H.....	H Arm Screw	2.70
4010-95.....	Arm Stud	13.00
4010-107 REG.....	Metal Template	256.00
4010-159.....	Arm Screw	2.70
4010-Flat Box.....	Flat Box w/Label	4.30
4010-Instruction Sheet.....	Instruction Sheet	3.20
4010-Rebox Kit.....	Box & Instruction Sheet	5.00

### 4010T Series

4011(3,4)T-3071.....	Std Cylinder Assy	349.00
4010T-3077T.....	Standard Arm	95.00
4010T-3077DE.....	DE Arm	140.00
4010T-3038.....	Standard Track	59.00
4010T-3038B.....	Track w/Bumper	69.00
4010T-3038H.....	Track w/Hold Open	80.00
4010T-3038HB.....	Track w/Hold Open & Bumper	91.00
4010T-72.....	Standard Cover	27.00
4010T-72MC.....	Metal Cover	37.00
4010T-SRT.....	Screw Pack (incl -3034)	49.00
4010T-TBSRT.....	Screw Pack (incl -3034)	49.00
4010T-WMS.....	Screw Pack (incl -3034)	49.00
4010T-TBWMS.....	Screw Pack (incl -3034)	49.00
4010T-TORX.....	Screw Pack (incl -3034)	65.00
4010T-TBTRX.....	Screw Pack (incl -3034)	65.00
4010T-HSRT.....	HO Screw Pack (incl -3034H)	49.00
4010T-HTBSRT.....	HO Screw Pack (incl -3034H)	49.00
4010T-HWMS.....	HO Screw Pack (incl -3034H)	49.00
4010T-HTBWMS.....	HO Screw Pack (incl -3034H)	49.00
4010T-HTORX.....	HO Screw Pack (incl -3034H)	65.00
4010T-HTBTRX.....	HO Screw Pack (incl -3034H)	65.00
4010T-18.....	Plate	58.00
4010T-31.....	Cover Screw	2.70
4010T-73.....	End Cap	9.00
4010T-78DE.....	Main Arm & Tube	96.00
4010T-82.....	Rod	58.00
4010T-83H.....	H Arm Screw	2.70
4010T-141-2.....	Plug	2.70
4010T-159.....	Arm Screw	2.70
4010T-169.....	Bumper Assy	20.00
4010T-425.....	Roller Lock Screw	4.30
4010T-3034.....	Track Roller	27.00
4010T-3034H.....	HO Track Roller	27.00
4010T-3054.....	Hold Open Clip	28.00
4010T-3064H.....	Hold open Clip and Roller	54.00
4010T-Flat Box.....	Flat Box w/Label	4.30
4010T-Instruction Sheet.....	Instruction Sheet	3.20
4010T-Rebox Kit.....	Box & Instruction Sheet	5.00

### 4020 Series

4021(6)-3071.....	Std Cylinder Assy	323.00
4021-3071DEL.....	Del Act Cyl Assy	365.00
4021(6)-3071TEL.....	TEL Cylinder Assy	365.00
4020-3077.....	Reg Arm	125.00
4020-3077L.....	Long Arm	130.00
4020-3049.....	Hold Open Arm	151.00
4020-3049FL.....	FL Arm	256.00
4020-72.....	Standard Cover	27.00
4020-72MC.....	Metal Cover	37.00
4020-SRT.....	Screw Pack	22.00
4020-TBSRT.....	Screw Pack	22.00
4020-WMS.....	Screw Pack	22.00
4020-TBWMS.....	Screw Pack	22.00
4020-TORX.....	Screw Pack	38.00
4020-TBTRX.....	Screw Pack	38.00
4020-18.....	Plate	58.00
4020-18G.....	Plate	58.00
4020-28.....	Fusible Link	11.00
4020-31.....	Cover Screw	2.70
4020-37.....	Hold Open Stud	24.00
4020-37FL.....	FL Hold Open Stud	24.00
4020-41.....	Hold Open Nut	6.00
4020-48.....	Hold Open Forearm	65.00
4020-49.....	Hold Open Main Arm	61.00
4020-49FL.....	FL Main Arm & Rod	61.00
4020-77.....	Arm & Forearm	114.00
4020-79.....	Rod & Shoe	27.00
4020-79H.....	H Rod & Shoe	27.00
4020-79LR.....	Long Rod & Shoe	27.00
4020-83.....	Arm Screw	2.70
4020-83H.....	H Arm Screw	2.70
4020-159.....	Arm Screw	2.70
4020-Flat Box.....	Flat Box w/Label	4.30
4020-Instruction Sheet.....	Instruction Sheet	3.20
4020-Rebox Kit.....	Box & Instruction Sheet	5.00

### 4020T Series

4021(3,4)T-3071.....	Std Cylinder Assy	349.00
4020T-3077T.....	Standard Arm	95.00
4020T-3038.....	Standard Track	59.00
4020T-3038B.....	Track w/Bumper	69.00
4020T-3038H.....	Track w/Hold Open	80.00
4020T-3038HB.....	Track w/Hold Open & Bumper	91.00
4020T-72.....	Standard Cover	27.00
4020T-72MC.....	Metal Cover	37.00
4020T-SRT.....	Screw Pack (incl -3034)	49.00
4020T-TBSRT.....	Screw Pack (incl -3034)	49.00
4020T-WMS.....	Screw Pack (incl -3034)	49.00
4020T-TBWMS.....	Screw Pack (incl -3034)	49.00
4020T-TORX.....	Screw Pack (incl -3034)	65.00
4020T-TBTRX.....	Screw Pack (incl -3034)	65.00
4020T-HSRT.....	HO Screw Pack (incl -3034H)	49.00
4020T-HTBSRT.....	HO Screw Pack (incl -3034H)	49.00
4020T-HWMS.....	HO Screw Pack (incl -3034H)	49.00
4020T-HTBWMS.....	HO Screw Pack (incl -3034H)	49.00
4020T-HTORX.....	HO Screw Pack (incl -3034H)	65.00
4020T-HTBTRX.....	HO Screw Pack (incl -3034H)	65.00
4020T-18.....	Plate	58.00
4020T-31.....	Cover Screw	2.70
4020T-73.....	End Cap	9.00
4020T-141-2.....	Plug	2.70

4020T Series continued on next page



# PARTS & ACCESSORIES

## PRICE LIST

	STANDARD POWDER COAT FINISHES	PLATED FINISHES				STANDARD POWDER COAT FINISHES	PLATED FINISHES		
PARTS & ACCESSORIES	AL (689) DKBRZ (695) BRASS (696) LTBRZ (691) STAT (690) BLACK (693)	US26D	US 3 US 4 US 10	US 11 US 15 US 26	PARTS & ACCESSORIES	AL (689) DKBRZ (695) BRASS (696) LTBRZ (691) STAT (690) BLACK (693)	US26D	US 3 US 4 US 10	US 11 US 15 US 26
4020T Series continued									
4020T-159.....	Arm Screw	2.70			4030T-TBWS.....	Screw Pack	22.00	44.00	55.00
4020T-169.....	Bumper Assy	20.00			4030T-73.....	End Cup	9.00		
4020T-425.....	Roller Lock Screw	4.30			4030T-141-1.....	Plug	2.70		
4020T-3034.....	Track Roller	27.00			4030T-141-2.....	Plug	2.70		
4020T-3034H.....	Hold Open Track Roller	27.00			4030T-159.....	Arm Screw	2.70		
4020T-3054.....	Hold Open Clip	28.00			4030T-425.....	Roller Lock Screw	4.30		
4020T-3064H.....	HO Roller and Clip	54.00			4030T-3054.....	Hold Open Clip	28.00		
4020T-Flat Box.....	Flat Box w/Label	4.30			4030T-Flat Box.....	Flat Box w/Label	4.30		
4020T-Instruction Sheet.....	Instruction Sheet	3.20			4030T-Instruction Sheet.....	Instruction Sheet	3.20		
4020T-Rebox Kit.....	Box & Instruction Sheet	5.00			4030T-Rebox Kit.....	Box & Instruction Sheet	5.00		
4030 Series									
4031-3071.....	Std Cylinder Assy	271.00			4040XP-3071.....	Std Cylinder Assy	335.00		
4030-3077.....	Reg Arm	109.00	259.00	324.00	4041-3071DEL.....	Std Cylinder Assy	377.00		
4030-3077/PA.....	Reg Arm w/62PA	114.00	317.00	400.00	4040XP-3077.....	Reg Arm	130.00	393.00	493.00
4030-3077/62A.....	Reg Arm w/62A	130.00	334.00	416.00	4040XP-3077/PA.....	Reg Arm w/62PA	135.00	451.00	564.00
4030-3077LD.....	Light Duty Arm	86.00	218.00	265.00	4040XP-3077/62A.....	Reg Arm w/62A	157.00	469.00	583.00
4030-3077LD/PA.....	Light Duty Arm w/PA	92.00	276.00	341.00	4040XP-3077L.....	Long Arm	135.00	399.00	500.00
4030-3077LD/62A.....	Light Duty Arm w/62A	108.00	295.00	360.00	4040XP-3077XL.....	XL Reg Arm	167.00	431.00	526.00
4030-3077L.....	Long Arm	114.00	264.00	331.00	4040XP-3049.....	Hold Open Arm	189.00	435.00	538.00
4030-3049.....	H Arm	141.00	282.00	346.00	4040XP-3049/PA.....	H Arm w/62PA	194.00	502.00	625.00
4030-3049/PA.....	H Arm w/62PA	146.00	340.00	415.00	4040XP-3049L.....	H Long Arm	194.00	442.00	542.00
4030-3049/L.....	H Long Arm	146.00	287.00	351.00	4040XP-3077EDA.....	EDA Arm	178.00	426.00	527.00
4030-3077EDA.....	EDA Arm	146.00	369.00	419.00	4040XP-3077EDA/G.....	EDA Arm w/62G	183.00	431.00	532.00
4030-3049EDA.....	H EDA Arm	178.00	397.00	448.00	4040XP-3049EDA.....	H EDA Arm	210.00	458.00	553.00
4030-3077CNS.....	Cush Arm	178.00	397.00	448.00	4040XP-3049EDA/G.....	H EDA Arm w/62G	215.00	463.00	558.00
4030-3049CNS.....	HCush Arm	236.00	476.00	504.00	4040XP-3077CNS.....	Cush Arm	210.00	463.00	559.00
4030-3077SCNS.....	SCush Arm	236.00	476.00	504.00	4040XP-3049CNS.....	H Cush Arm	263.00	521.00	617.00
4030-3049SCNS.....	Spring HCush Arm	295.00	532.00	560.00	4040XP-3077SCNS.....	S Cush Arm	263.00	521.00	617.00
4030-72MC.....	Metal Cover	27.00	192.00	234.00	4040XP-3049SCNS.....	Spring H Cush Arm	316.00	574.00	670.00
4030-WMS.....	Screw Pack	22.00	44.00	55.00	4040XP-72.....	Standard Cover	27.00		
4030-TBWS.....	Screw Pack	22.00	44.00	55.00	4040XP-72MC.....	Metal Cover	37.00	202.00	250.00
4030-18PA.....	Plate	58.00	197.00	237.00	4040XP-SRT.....	Screw Pack	22.00	44.00	55.00
4030-18TJ.....	Plate	58.00	197.00	237.00	4040XP-TBSRT.....	Screw Pack	22.00	44.00	55.00
4030-30.....	Cush Shoe Support	22.00	64.00	79.00	4040XP-WMS.....	Screw Pack	22.00	44.00	55.00
4030-31.....	Cover Screw	2.70			4040XP-TBWS.....	Screw Pack	22.00	44.00	55.00
4030-61.....	Spacer	24.00	66.00	81.00	4040XP-TORX.....	Screw Pack	38.00	71.00	81.00
4030-62A.....	Auxiliary Shoe	39.00	98.00	113.00	4040XP-TBTRX.....	Screw Pack	38.00	71.00	81.00
4030-62PA.....	PA Shoe	15.00	88.00	103.00	4040XP-18.....	Plate	58.00	197.00	237.00
4030-77.....	Arm & Forearm	78.00			4040XP-18G.....	Plate	58.00	197.00	237.00
4030-79.....	Rod & Shoe	27.00	87.00	124.00	4040XP-18PA.....	Plate	58.00	197.00	237.00
4030-79LR.....	Long Rod & Shoe	27.00	87.00	124.00	4040XP-18TJ.....	Plate	58.00	197.00	237.00
4030-83.....	Arm Screw	2.70			4040XP-30.....	Cush Shoe Support	22.00	64.00	79.00
4030-83H.....	H Arm Screw	2.70			4040XP-31.....	Cover Screw	2.70		
4030-159.....	Arm Screw	2.70			4040XP-37.....	Hold Open Stud	24.00		
4030-201.....	Spacer	4.30			4040XP-37EDA.....	EDA Hold Open Stud	24.00		
4030-419.....	Panel Adapter	59.00	152.00	169.00	4040XP-41.....	Hold Open Nut	6.00		
4030-3045.....	Hold Open Shoe	19.00			4040XP-45.....	Hold Open Shoe	22.00		
4030-3048.....	Head & Tube Assy	76.00	154.00	171.00	4040XP-48.....	Hold Open Forearm	65.00		
4030-3080.....	Spring Cush Block	59.00			4040XP-49.....	Hold Open Main Arm	61.00		
4030-Flat Box.....	Flat Box w/Label	4.30			4040XP-54.....	Snap-On Cover Clip Only	10.00		
4030-Instruction Sheet.....	Instruction Sheet	3.20			4040XP-58.....	Spring & Screw (used with -80)	11.00		
4030-Rebox Kit.....	Box & Instruction Sheet	5.00			4040XP-61.....	Spacer	24.00	66.00	82.00
4030T Series									
4031T-3071.....	Std Cylinder Assy	271.00			4040XP-62A.....	Auxiliary Shoe	39.00	98.00	113.00
4030T-3077T.....	Standard Arm (includes 3034)	117.00	250.00	292.00	4040XP-62PA.....	PA Shoe	15.00	88.00	103.00
4030T-3038.....	Standard Track	59.00			4040XP-77.....	Arm & Forearm	122.00		
4030T-3038H.....	Track w/Hold Open	80.00			4040XP-78H.....	H Head & Tube	69.00		
4030T-72MC.....	Metal Cover	27.00	192.00	234.00	4040XP-78HL.....	Head & Long Tube	75.00		
4030T-WMS.....	Screw Pack	22.00	44.00	55.00	4040XP-79.....	Rod & Shoe	27.00	87.00	124.00
4040XP Series									
4040XP-3071.....	Std Cylinder Assy	335.00			4040XP-79LR.....	Long Rod & Shoe	27.00	87.00	124.00
4041-3071DEL.....	Std Cylinder Assy	377.00			4040XP-79ELR.....	XL Rod & Shoe	59.00	118.00	156.00
4040XP-3077.....	Reg Arm	130.00			4040XP-80.....	Block (used with -58)	49.00		
4040XP-3077/PA.....	Reg Arm w/62PA	135.00							
4040XP-3077/62A.....	Reg Arm w/62A	157.00							
4040XP-3077L.....	Long Arm	135.00							
4040XP-3077XL.....	XL Reg Arm	167.00							
4040XP-3049.....	Hold Open Arm	189.00							
4040XP-3049/PA.....	H Arm w/62PA	194.00							
4040XP-3049L.....	H Long Arm	194.00							
4040XP-3077EDA.....	EDA Arm	178.00							
4040XP-3077EDA/G.....	EDA Arm w/62G	183.00							
4040XP-3049EDA.....	H EDA Arm	210.00							
4040XP-3049EDA/G.....	H EDA Arm w/62G	215.00							
4040XP-3077CNS.....	Cush Arm	210.00							
4040XP-3049CNS.....	H Cush Arm	263.00							
4040XP-3077SCNS.....	S Cush Arm	263.00							
4040XP-3049SCNS.....	Spring H Cush Arm	316.00							
4040XP-72.....	Standard Cover	27.00							
4040XP-72MC.....	Metal Cover	37.00							
4040XP-SRT.....	Screw Pack	22.00							
4040XP-TBSRT.....	Screw Pack	22.00							
4040XP-WMS.....	Screw Pack	22.00							
4040XP-TBWS.....	Screw Pack	22.00							
4040XP-TORX.....	Screw Pack	38.00							
4040XP-TBTRX.....	Screw Pack	38.00							
4040XP-18.....	Plate	58.00							
4040XP-18G.....	Plate	58.00							
4040XP-18PA.....	Plate	58.00							
4040XP-18TJ.....	Plate	58.00							
4040XP-30.....	Cush Shoe Support	22.00							
4040XP-31.....	Cover Screw	2.70							
4040XP-37.....	Hold Open Stud	24.00							
4040XP-37EDA.....	EDA Hold Open Stud	24.00							
4040XP-41.....	Hold Open Nut	6.00							
4040XP-45.....	Hold Open Shoe	22.00							
4040XP-48.....	Hold Open Forearm	65.00							
4040XP-49.....	Hold Open Main Arm	61.00							
4040XP-54.....	Snap-On Cover Clip Only	10.00							
4040XP-58.....	Spring & Screw (used with -80)	11.00							
4040XP-61.....	Spacer	24.00	66.00	82.00					
4040XP-62A.....	Auxiliary Shoe	39.00	98.00	113.00					
4040XP-62PA.....	PA Shoe	15.00	88.00	103.00					
4040XP-77.....	Arm & Forearm	122.00							
4040XP-78H.....	H Head & Tube	69.00							
4040XP-78HL.....	Head & Long Tube	75.00							
4040XP-79.....	Rod & Shoe	27.00	87.00	124.00					
4040XP-79LR.....	Long Rod & Shoe	27.00	87.00	124.00					
4040XP-79ELR.....	XL Rod & Shoe	59.00	118.00	156.00					
4040XP-80.....	Block (used with -58)	49.00							

# PARTS & ACCESSORIES

## PRICE LIST

		STANDARD POWDER COAT FINISHES	PLATED FINISHES					STANDARD POWDER COAT FINISHES	PLATED FINISHES			
			US26D	US 3 US 4 US 10	US 11 US 15 US 26				AL (689) DKBRZ (695) BRASS (696) LTBRZ (691) STAT (690) BLACK (693)	US26D	US 3 US 4 US 10	US 11 US 15 US 26
PARTS & ACCESSORIES						PARTS & ACCESSORIES						
4040XP Series continued												
4040XP-83.....Arm Screw		2.70				4040XPT-Rebox Kit.....Box & Instruction Sheet		5.00				
4040XP-83H.....H Arm Screw		2.70				<b>4040SE Series</b>						
4040XP-95.....Arm Stud		13.00				4040SE-3071.....Std Cylinder Assy		335.00				
4040XP-107CUSH.....Metal Template		256.00				4040SE-3077T.....Standard Arm		144.00		281.00		335.00
4040XP-107EDA.....Metal Template		256.00				4040SE-3077DE.....DE Arm		190.00		326.00		380.00
4040XP-107REG.....Metal Template		256.00				4040SE-3038.....Standard Track		367.00				
4040XP-107PA.....Metal Template		256.00				4040SEL-3038SEL.....Long Track		367.00				
4040XP-124.....Plug		2.70				4040SE-72.....Standard Cover		27.00				
4040XP-159.....Arm Screw		2.70				4040SE-72MC.....Metal Cover		37.00		202.00		250.00
4040XP-201.....Spacer		4.30				4040SE-WMS.....Screw Pack (inc. -81)		28.00		50.00		61.00
4040XP-384.....Stop		20.00				4040SE-TBWS.....Screw Pack (inc. -81)		28.00		50.00		61.00
4040XP-419.....Panel Adapter		59.00	152.00		169.00	4040SE-TORX.....Screw Pack (inc. -81)		44.00		77.00		87.00
4040XP-3048.....Head & Tube Assy		82.00				4040SE-TBTRX.....Screw Pack (inc. -81)		44.00		77.00		87.00
4040XP-3048L.....Head & Long Tube Assy		82.00				4040SE-18.....Plate		58.00		197.00		237.00
4040XP-3080Spring Cush Block Assy (incl -58 & -80)		59.00				4040SE-18PA.....Plate		58.00		197.00		237.00
4040XP-3107.....Metal Template Set		1022.00				4040SE-31.....Cover Screw		2.70				
4040XP-Flat Box.....Flat Box w/Label		4.30				4040SE-59A.....Cover Plate		5.00				
4040XP-Instruction Sheet.....Instruction Sheet		3.20				4040SE-60.....Cover Plate Screw		2.70				
4040XP-Rebox Kit.....Box & Instruction Sheet		5.00				4040SE-61.....Spacer		13.00				
<b>4040XPT Series</b>												
4040XPT-3071.....Std Cylinder Assy		362.00				4040SE-73.....End Cap		9.00				
4040XPT-3077T.....Standard Arm		101.00	223.00		262.00	4040SE-78.....Arm & Tube		69.00				
4040XPT-3077DE.....DE Arm		144.00	273.00		310.00	4040SE-78DE.....Main Arm & Tube		96.00				
4040XPT-3038.....Standard Track		59.00				4040SE-81.....Connector w/Ring		5.00				
4040XPT-3038B.....Track w/Bumper		69.00				4040SE-82.....Rod		58.00				
4040XPT-3038H.....Track w/Hold Open		80.00				4040SE-83H.....H Arm Screw		2.70				
4040XPT-3038HB.....Track w/Hold Open & Bumper		91.00				4040SE-141.....Plug		2.70				
4040XPT-72.....Standard Cover		27.00				4040SE-141-1.....Plug		2.70				
4040XPT-72MC.....Metal Cover		37.00	202.00		250.00	4040SE-141-2.....Plug		2.70				
4040XPT-SRT.....Screw Pack (incl -3034)		49.00	71.00		83.00	4040SE-159.....Arm Screw		2.70				
4040XPT-TBSRT.....Screw Pack (incl -3034)		49.00	71.00		83.00	4040SE-425.....Roller Lock Screw		4.30				
4040XPT-WMS.....Screw Pack (incl -3034)		49.00	71.00		83.00	4040SE-3034SE.....Track Roller with slider		32.00				
4040XPT-TBWS.....Screw Pack (incl -3034)		49.00	71.00		83.00	4040SE-3210.....SE Transformer		69.00				
4040XPT-TORX.....Screw Pack (incl -3034)		65.00	87.00		99.00	4040SE-3436.....On/Off Switch Assy		70.00				
4040XPT-TBTRX.....Screw Pack (incl -3034)		65.00	87.00		99.00	4040SE-Flat Box.....Flat Box w/Label		4.30				
4040XPT-HSRT.....HO Screw Pack (incl -3034H)		49.00	71.00		83.00	4040SE-Instruction Sheet.....Instruction Sheet		3.20				
4040XPT-HTBSRT.....HO Screw Pack (incl -3034H)		49.00	71.00		83.00	4040SE-Rebox Kit.....Box & Instruction Sheet		5.00				
4040XPT-HWMS.....HO Screw Pack (incl -3034H)		49.00	71.00		83.00	<b>4040SEH Series</b>						
4040XPT-HTBWS.....HO Screw Pack (incl -3034H)		49.00	71.00		83.00	4040SEH-3077SEH.....SEH Arm		184.00		363.00		402.00
4040XPT-HTORX.....HO Screw Pack (incl -3034H)		65.00	87.00		99.00	4040SEH-3038.....Standard SEH Track		367.00				
4040XPT-HTBTRX.....HO Screw Pack (incl -3034H)		65.00	87.00		99.00	4040SEH-59A.....Cover Plate		5.00				
4040XPT-18.....Plate		58.00	197.00		237.00	4040SEH-78SEH.....Arm & Tube		130.00		255.00		285.00
4040XPT-18TJ.....Plate		58.00	197.00		237.00	4040SEH-82SEH.....Rod		92.00		204.00		218.00
4040XPT-31.....Cover Screw		2.70				4040SEH-83SEH.....Arm Screw		2.70				
4040XPT-54.....Snap-On Cover Clip Only		10.00				4040SEH-3034SEH.....Track Roller and Slider		32.00				
4040XPT-61.....Spacer		13.00				<b>4050 Series</b>						
4040XPT-73.....End Cap		9.00				4050-3071.....Std Cylinder Assy		280.00				
4040XPT-78DE.....Main Arm & Tube		96.00				4050-3071DEL.....Delay Action Cylinder		320.00				
4040XPT-82.....Rod		58.00				4050-3077/PA.....Reg Arm w/62PA		125.00				
4040XPT-83H.....H Arm Set Screw		2.70				4050-3077/62A.....Reg Arm w/62A		145.00				
4040XPT-141-1.....Plug		2.70				4050-3077L.....Long Arm		125.00				
4040XPT-141-2.....Plug		2.70				4050-3049/PA.....H Arm w/62PA		166.00				
4040XPT-159.....Arm Screw		2.70				4050-3049L.....H Long Arm		166.00				
4040XPT-169.....Bumper Assy		20.00				4050-3077EDA.....EDA Arm		155.00				
4040XPT-425.....Roller Lock Screw		4.30				4050-3077EDA/G.....EDA Arm w/62G		161.00				
4040XPT-3034.....Track Roller		27.00				4050-3049EDA.....H EDA Arm		185.00				
4040XPT-3034H.....Hold OpenTrack Roller		27.00				4050-3049EDA/G.....H EDA Arm w/62G		190.00				
4040XPT-3054.....Hold Open Clip		28.00				4050-3077CNS.....Cush Arm		185.00				
4040XPT-Flat Box.....Flat Box w/Label		4.30				4050-3049CNS.....H Cush Arm		245.00				
4040XPT-Instruction Sheet.....Instruction Sheet		3.20				4050-3077SCNS.....S Cush Arm		245.00				

4050 Series continued on next page

# PARTS & ACCESSORIES

## PRICE LIST

PARTS & ACCESSORIES	STANDARD POWDER COAT FINISHES	PLATED FINISHES			PARTS & ACCESSORIES	STANDARD POWDER COAT FINISHES	PLATED FINISHES		
	AL (689) DKBRZ (695) BRASS (696) LTBRZ (691) STAT (690) BLACK (693)	US26D	US 3 US 4 US 10	US 11 US 15 US 26		AL (689) DKBRZ (695) BRASS (696) LTBRZ (691) STAT (690) BLACK (693)	US26D	US 3 US 4 US 10	US 11 US 15 US 26

### 4050 Series continued

4050-3049SCNS.....Spring H Cush Arm	305.00
4050-D Rw/pA.....Reg arm w/62PA for Delay	125.00
4050-D Hw/PA.....H Arm w/62PA for Delay	166.00
4050-62DAPA.....PA shoe for Delay	15.00
4050-31.....Cover Screw	2.70
4050-72.....Standard Cover	27.00
4050-72ALT.....Alternative cover	27.00
4050-72MC.....Metal Cover	37.00
4050-SRT.....Screw Pack	22.00
4050-TBSRT.....Screw Pack	22.00
4050-WMS.....Screw Pack	22.00
4050-TBWMS.....Screw Pack	22.00
4050-TORX.....Screw Pack	38.00
4050-TBTRX.....Screw Pack	38.00
4050-18.....Plate	58.00
4050-18G.....Plate	58.00
4050-18PA.....Plate	58.00
4050-30.....Cush Shoe Support	22.00
4050-61.....Spacer	24.00
4050-62A.....Auxiliary Shoe	39.00
4050-62PA.....PA Shoe	15.00
4050-419.....Panel Adapter	59.00
4050-3080 .. Spring Cush Block Assy (incl -58 & -80)	59.00
4050-Flat Box.....Flat Box w/Label	4.30
4050-Instruction Sheet.....Instruction Sheet	3.20
4050-Rebox Kit.....Box & Instruction Sheet	5.00

### 4050T Series

4050T-3071.....Std Cylinder Assy	300.00
4050T-3077T.....Standard Arm	100.00
4050T-3077DE.....DE Arm	145.00
4050T-3038.....Standard Track	60.00
4050T-3038B.....Track w/Bumper	70.00
4050T-3038H.....Track w/Hold Open	85.00
4050T-3038HB.....Track w/Hold Open & Bumper	95.00
4050T-72.....Standard Cover	27.00
4050T-72MC.....Metal Cover	37.00
4050T-SRT.....Screw Pack (incl -3034)	49.00
4050T-TBSRT.....Screw Pack (incl -3034)	49.00
4050T-WMS.....Screw Pack (incl -3034)	49.00
4050T-TBWMS.....Screw Pack (incl -3034)	49.00
4050T-TORX.....Screw Pack (incl -3034)	65.00
4050T-TBTRX.....Screw Pack (incl -3034)	65.00
4050T-HSRT.....HO Screw Pack (incl -3034H)	49.00
4050T-HTBSRT.....HO Screw Pack (incl -3034H)	49.00
4050T-HWMS.....HO Screw Pack (incl -3034H)	49.00
4050T-HTBWMS.....HO Screw Pack (incl -3034H)	49.00
4050T-HTORX.....HO Screw Pack (incl -3034H)	65.00
4050T-HTBTRX.....HO Screw Pack (incl -3034H)	65.00
4050T-18.....Plate	58.00
4050T-18G.....Plate	58.00
4050T-31.....Cover Screw	2.70
4050T-73.....End Cap	9.00
4050T-78DE.....Main Arm & Tube	96.00
4050T-82.....Rod	58.00
4050T-83H.....H Arm Set Screw	2.70
4050T-141-1.....Plug	2.70
4050T-141-2.....Plug	2.70
4050T-159.....Arm Screw	2.70
4050T-169.....Bumper Assy	20.00
4050T-425.....Roller Lock Screw	4.30

4050T-480.....Shaft Extender	51.00
4050T-3034.....Track Roller	27.00
4050T-3034H.....Hold Open Track Roller	27.00
4050T-3054.....Hold Open Clip	28.00
4050T-Flat Box.....Flat Box w/Label	4.30
4050T-Instruction Sheet.....Instruction Sheet	3.20
4050T-Rebox Kit.....Box & Instruction Sheet	5.00

### 4110 Series

4111(6)-3071.....Std Cylinder Assy	323.00		
4111(6)-3071AVB.....AVB Cylinder Assy	344.00		
4111-3071DEL.....Delay Action Cylinder Assy	365.00		
4111(6)-3071TEL.....TEL Cylinder Assy	365.00		
4110-3077EDA.....EDA Arm	125.00	368.00	465.00
4110-3077EDA/G.....EDA Arm w/62G	130.00	373.00	470.00
4110-3049EDA.....H EDA Arm	157.00	396.00	495.00
4110-3049EDA/G.....H EDA Arm w/62G	162.00	401.00	500.00
4110-3077CNS.....Cush Arm	157.00	396.00	495.00
4110-3049CNS.....H Cush Arm	215.00	452.00	557.00
4110-3077SCNS.....S Cush Arm	215.00	452.00	557.00
4110-3049SCNS.....Spring H Cush Arm	268.00	505.00	601.00
4110-3049FL.....FL Arm	261.00		
4110-72.....Standard Cover	27.00		
4110-72MC.....Metal Cover	37.00	202.00	250.00
4110-SRT.....Screw Pack	22.00	44.00	55.00
4110-TBSRT.....Screw Pack	22.00	44.00	55.00
4110-WMS.....Screw Pack	22.00	44.00	55.00
4110-TBWMS.....Screw Pack	22.00	44.00	55.00
4110-TORX.....Screw Pack	38.00	71.00	81.00
4110-TBTRX.....Screw Pack	38.00	71.00	81.00
4110-18.....Plate	58.00	197.00	237.00
4110-18CUSH.....Plate	58.00	197.00	237.00
4110-28.....Fusible Link	11.00		
4110-30.....Cush Shoe Support	22.00	64.00	79.00
4110-31.....Cover Screw	2.70		
4110-37.....Hold Open Stud	24.00		
4110-41.....Hold Open Nut	6.00		
4110-48.....Hold Open Forearm	65.00		
4110-49FL.....FL Main Arm & Rod	61.00		
4110-58.....Spring & Screw (used with -80)	11.00		
4110-61.....Spacer	24.00	66.00	82.00
4110-62FL.....PA-FL Shoe	15.00		
4110-77EDA.....Main Arm	114.00		
4110-80.....Block (used with -58)	49.00		
4110-107 EDA.....Metal Template	256.00		
4110-107 CUSH.....Metal Template	256.00		
4110-3107.....Metal Template	511.00		
4110-159.....Arm Screw	2.70		
4110-201.....Spacer	4.30		
4110-3048.....FL Forearm			
4110-3080.....Spring Cush Block (incl -58 & -80)	59.00		
4110-419.....Panel Adapter	59.00	152.00	169.00
4110-Flat Box.....Flat Box w/Label	4.30		
4110-Instruction Sheet.....Instruction Sheet	3.20		
4110-Rebox Kit.....Box & Instruction Sheet	5.00		

### 4110T Series

4111(3,4)T-3071.....Std Cylinder Assy	349.00		
4110T-3077T.....Standard Arm	94.00	223.00	263.00
4110T-3038.....Standard Track	59.00		
4110T-3038B.....Track w/Bumper	69.00		
4110T-3038H.....Track w/Hold Open	80.00		

4110T Series continued on next page

# PARTS & ACCESSORIES

## PRICE LIST

	STANDARD POWDER COAT FINISHES	PLATED FINISHES				STANDARD POWDER COAT FINISHES	PLATED FINISHES		
PARTS & ACCESSORIES	AL (689) DKBRZ (695) BRASS (696) LTBRZ (691) STAT (690) BLACK (693)	US26D	US 3 US 4 US 10	US 11 US 15 US 26	PARTS & ACCESSORIES	AL (689) DKBRZ (695) BRASS (696) LTBRZ (691) STAT (690) BLACK (693)	US26D	US 3 US 4 US 10	US 11 US 15 US 26
4110T Series continued									
4110T-3038HB.....	Track w/Hold Open & Bumper	91.00			4210T-3034.....	Track Roller	27.00		
4110T-72.....	Standard Cover	27.00			4210T-Flat Box.....	Flat Box w/Label	4.30		
4110T-72MC.....	Metal Cover	37.00	202.00	250.00	4210T-Instruction Sheet.....	Instruction Sheet	3.20		
4110T-SRT.....	Screw Pack (incl -3034)	49.00	71.00	83.00	4210T-Rebox Kit.....	Box & Instruction Sheet	5.00		
4110T-TBSRT.....	Screw Pack (incl -3034)	49.00	71.00	83.00	<b>4310HSA Series</b>				
4110T-WMS.....	Screw Pack (incl -3034)	49.00	71.00	83.00	4311HSA-3071.....	Std Cylinder Assy	1030.00		
4110T-TBWMS.....	Screw Pack (incl -3034)	49.00	71.00	83.00	4311HSA-3971.....	Cylinder Only	933.00		
4110T-TORX.....	Screw Pack (incl -3034)	65.00	87.00	99.00	4310HSA-3077T.....	Standard Arm	96.00	225.00	268.00
4110T-TBTRX.....	Screw Pack (incl -3034)	65.00	87.00	99.00	4310HSA-3077DE.....	DE Arm	141.00	270.00	313.00
4110T-HSRT.....	HO Screw Pack (incl -3034H)	49.00	71.00	83.00	4310HSA-3038.....	Standard Track	59.00		
4110T-HTBSRT.....	HO Screw Pack (incl -3034H)	49.00	71.00	83.00	4310HSA-72MC.....	Metal Cover	89.00	312.00	368.00
4110T-HWMS.....	HO Screw Pack (incl -3034H)	49.00	71.00	83.00	4310HSA-WMS.....	Screw Pack (incl -3034)	49.00	71.00	83.00
4110T-HTBWMS.....	HO Screw Pack (incl -3034H)	49.00	71.00	83.00	4310HSA-TBWMS.....	Screw Pack (incl -3034)	49.00	71.00	83.00
4110T-HTORX.....	HO Screw Pack (incl -3034H)	65.00	87.00	99.00	4310HSA-TORX.....	Screw Pack (incl -3034)	65.00	87.00	99.00
4110T-HTBTRX.....	HO Screw Pack (incl -3034H)	65.00	87.00	99.00	4310HSA-TBTRX.....	Screw Pack (incl -3034)	65.00	87.00	99.00
4110T-18.....	Plate	58.00	197.00	237.00	4310HSA-18.....	Plate	176.00	303.00	394.00
4110T-31.....	Cover Screw	2.70			4310HSA-31.....	Cover Screw	2.70		
4110T-73.....	End Cap	9.00			4310HSA-61.....	Spacer	13.00		
4110T-141-1.....	Plug	2.70			4310HSA-73.....	End Cap	9.00		
4110T-159.....	Arm Screw	2.70			4310HSA-83.....	Arm Screw	2.70		
4110T-169.....	Bumper Assy	20.00			4310HSA-141-2.....	Plug	2.70		
4110T-425.....	Roller Lock Screw	4.30			4310HSA-159.....	Arm Screw	2.70		
4110T-3034.....	Track Roller	27.00			4310HSA-425.....	Roller Lock Screw	4.30		
4110T-3034H.....	Hold Open Track Roller	27.00			4310HSA-3034.....	Track Roller	27.00		
4110T-3054.....	Hold Open Clip	28.00			4310HSA-3210.....	Transformer	69.00		
4110T-3064H.....	HO Roller and Clip	54.00			4310HSA-3428.....	Scanner Module	160.00		
4110T-Flat Box.....	Flat Box w/Label	4.30			4410HSA-3430.....	HSA Solenoid Harness	7.00		
4110T-Instruction Sheet.....	Instruction Sheet	3.20			4310HSA-3431.....	Input Harness	6.00		
4110T-Rebox Kit.....	Box & Instruction Sheet	5.00			4410HSA-3448.....	HSA PCB Module	23.00		
<b>4210 Series</b>									
4211(6)-3071.....	Std Cylinder Assy	362.00			4310HSA-Flat Box.....	Flat Box w/Label	4.30		
4211(6)-3071AVB.....	AVB Cylinder Assy	383.00			4310HSA-Instruction Sheet.....	Instruction Sheet	3.20		
4211-3071DEL.....	Del Action Cylinder Assy	404.00			4310HSA-Rebox Kit.....	Box & Instruction Sheet	5.00		
4210-3077EDA.....	EDA Arm	126.00			<b>4310ME Series</b>				
4210-3077CNS.....	Cush Arm	158.00	368.00	496.00	4314ME-3071.....	Std Cylinder Assy	945.00		
4210-3049CNS.....	H Cush Arm	216.00	453.00	549.00	4314ME-3071B80.....	B80 Cylinder Assy	1030.00		
4210-72MC.....	Metal Cover	37.00	202.00	250.00	4314ME-3071B140.....	B140 Cylinder Assy	1030.00		
4210-TORX.....	Screw Pack	38.00	71.00	81.00	4314ME-3971.....	Cylinder Only	848.00		
4210-TBTRX.....	Screw Pack	38.00	71.00	81.00	4314ME-3971B80.....	B80 Cylinder Only	933.00		
4210-18.....	Plate	80.00	276.00	324.00	4314ME-3971B140.....	B140 Cylinder Only	933.00		
4210-18CUSH.....	Plate	80.00	276.00	324.00	4310ME-3077SF.....	Swing Free Arm	127.00	266.00	309.00
4210-30.....	Cush Shoe Support	22.00	64.00	79.00	4310ME-3077DE.....	DE Arm	171.00	310.00	353.00
4210-31.....	Cover Screw	2.70			4310ME-3038.....	Standard Track	59.00		
4210-61.....	Spacer	24.00	64.00	79.00	4310ME-72MC.....	Metal Cover	89.00	312.00	368.00
4210-159.....	Arm Screw	2.70			4310ME-WMS.....	Screw Pack (incl -3034)	49.00	71.00	83.00
4210-201.....	Spacer	4.30			4310ME-TBWMS.....	Screw Pack (incl -3034)	49.00	71.00	83.00
4210-419.....	Panel Adapter	59.00	152.00	169.00	4310ME-TORX.....	Screw Pack (incl -3034)	65.00	87.00	99.00
4210-Flat Box.....	Flat Box w/Label	4.30			4310ME-TBTRX.....	Screw Pack (incl -3034)	65.00	87.00	99.00
4210-Instruction Sheet.....	Instruction Sheet	3.20			4310ME-18.....	Plate	176.00	303.00	394.00
4210-Rebox Kit.....	Box & Instruction Sheet	5.00			4310ME-31.....	Cover Screw	2.70		
<b>4210T Series</b>									
4211(3,4)T-3071.....	Std Cylinder Assy	362.00			4310ME-61.....	Spacer	13.00		
4211(3,4)T-3071AVB.....	AVB Cylinder Assy	383.00			4310ME-73.....	End Cap	9.00		
4210T-3077T.....	Standard Arm	152.00	293.00	330.00	4310ME-83.....	Arm Screw	2.70		
4210T-3038.....	Standard Track	91.00			4310ME-141-2.....	Plug	2.70		
4210T-72MC.....	Metal Cover	37.00	202.00	250.00	4310ME-159.....	Arm Screw	2.70		
4210T-TORX.....	Screw Pack	38.00	71.00	81.00	4310ME-425.....	Roller Lock Screw	4.30		
4210T-TBTRX.....	Screw Pack	38.00	71.00	81.00	4310ME-3034.....	Track Roller	27.00		
4210T-18.....	Plate	80.00	275.00	324.00	4310ME-3210.....	Transformer	69.00		
4210T-31.....	Cover Screw	2.70			4310ME-3351.....	ME Switch Assy	160.00		
4210T-159.....	Arm Screw	2.70			4310ME-3354.....	ME Wire Harness	16.00		
					4310ME-3431.....	Input Harness	6.00		
					4310ME-Flat Box.....	Flat Box w/Label	4.30		
					4310ME-Instruction Sheet.....	Instruction Sheet	3.20		
					4310ME-Rebox Kit.....	Box & Instruction Sheet	5.00		

# PARTS & ACCESSORIES

## PRICE LIST

PARTS & ACCESSORIES	STANDARD POWDER COAT FINISHES	PLATED FINISHES			PARTS & ACCESSORIES	STANDARD POWDER COAT FINISHES	PLATED FINISHES		
	AL (689) DKBRZ (695) BRASS (696) LTBRZ (691) STAT (690) BLACK (693)	US26D	US 3 US 4 US 10	US 11 US 15 US 26		ANCLR ANDKB	US26D	US 3 US 4 US 10	US 11 US 15 US 26

### 4410HSA Series

4414HSA-3071.....Std Cylinder Assy	1003.00
4414HSA-3071/18G.....Std Cyl. Assy w/18G	1003.00
4414HSA-3971.....Cylinder Only	906.00
4410HSA-3077.....Reg Arm	124.00
4410HSA-3077L.....Long Arm	157.00
4410HSA-72MC.....Metal Cover	89.00
4410HSA-WMS.....Screw Pack	22.00
4410HSA-TBWMS.....Screw Pack	22.00
4410HSA-TORX.....Screw Pack	38.00
4410HSA-TBTRX.....Screw Pack	38.00
4410HSA-18.....Plate	176.00
4410HSA-18G.....Mounting Plate	176.00
4410HSA-31.....Cover Screw	2.70
4410HSA-77.....Arm & Forearm	114.00
4410HSA-77L.....Long Arm & Forearm	119.00
4410HSA-79.....Rod & Shoe	27.00
4410HSA-79L.....Long Rod & Shoe	43.00
4410HSA-83H.....H Arm Screw	2.70
4410HSA-159.....Arm Screw	2.70
4410HSA-3210.....Transformer	69.00
4410HSA-3428.....Scanner Module	160.00
4410HSA-3430.....HSA Solenoid Harness	7.00
4410HSA-3431.....Input Harness	6.00
4410HSA-3448.....HSA PCB Module	23.00
4410HSA-Flat Box.....Flat Box w/Label	4.30
4410HSA-Instruction Sheet.....Instruction Sheet	3.20
4410HSA-Rebox Kit.....Box & Instruction Sheet	5.00

### 4410ME Series

4414ME-3071.....Std Cylinder Assy	918.00
4414ME-3071/18G.....Std Cyl. Assy w/18G	918.00
4414ME-3071B80.....B80 Cylinder Assy	1003.00
4414ME-3071B80G.....B80 Cyl. Assy w/18G	1003.00
4414ME-3071B140.....B140 Cylinder Assy	1003.00
4414ME-3071B140G.....B140 Cyl. Assy w/18G	1003.00
4414ME-3971.....Cylinder Only	821.00
4414ME-3971B80.....B80 Cylinder Only	906.00
4414ME-3971B140.....B140 Cylinder Only	906.00
4410ME-3077.....Reg Arm	124.00
4410ME-3077L.....Long Arm	157.00
4410ME-72MC.....Metal Cover	89.00
4410ME-WMS.....Screw Pack	22.00
4410ME-TBWMS.....Screw Pack	22.00
4410ME-TORX.....Screw Pack	38.00
4410ME-TBTRX.....Screw Pack	38.00
4410ME-18.....Plate	176.00
4410ME-18G.....Mounting Plate	176.00
4410ME-31.....Cover Screw	2.70
4410ME-77.....Arm & Forearm	114.00
4410ME-77L.....Long Arm & Forearm	119.00
4410ME-79.....Rod & Shoe	27.00
4410ME-79L.....ME Long Rod	43.00
4410ME-83H.....H Arm Screw	2.70
4410ME-159.....Arm Screw	2.70
4410ME-3210.....Transformer	69.00
4410ME-3351.....ME Switch Assy	160.00
4410ME-3354.....ME Wire Harness	16.00
4410ME-3431.....Input Harness	6.00
4410ME-Flat Box.....Flat Box w/Label	4.30
4410ME-Instruction Sheet.....Instruction Sheet	3.20
4410ME-Rebox Kit.....Box & Instruction Sheet	5.00

### 4510 Series

4511(6)-3071.....Std Cylinder Assy	362.00
4511(6)-3071AVB.....AVB Cylinder Assy	383.00

4511-3071DEL.....Del Action Cylinder Assy	404.00
4510-3077EDA.....EDA Arm	138.00
4510-72MC.....Metal Cover	37.00
4510-TORX.....Screw Pack	38.00
4510-TBTRX.....Screw Pack	38.00
4510-18.....Plate	80.00
4510-31.....Cover Screw	2.70
4510-159.....Arm Screw	2.70
4510-Flat Box.....Flat Box w/Label	4.30
4510-Instruction Sheet.....Instruction Sheet	3.20
4510-Rebox Kit.....Box & Instruction Sheet	5.00

### 4510T Series

4511(3,4)T-3071.....Std Cylinder Assy	362.00
4511(3,4)T-3071AVB.....AVB Cylinder Assy	383.00
4510T-3077T.....Standard Arm	152.00
4510T-3038.....Standard Track	91.00
4510T-72MC.....Metal Cover	37.00
4510T-TORX.....Screw Pack	38.00
4510T-TBTRX.....Screw Pack	38.00
4510T-18.....Plate	80.00
4510T-31.....Cover Screw	2.70
4510T-159.....Arm Screw	2.70
4510T-3034.....Track Roller	27.00
4510T-Flat Box.....Flat Box w/Label	4.30
4510T-Instruction Sheet.....Instruction Sheet	3.20
4510T-Rebox Kit.....Box & Instruction Sheet	5.00

### 4630 Series

4631-3071.....Std Cylinder Assy	5187.00
4631-3071CS.....Cyl Assy w/Conc I/O Switch	5187.00
4631-3971.....Cylinder Only	1885.00
4630-3077T.....Standard Arm	137.00
4630-3038.....Standard Track	59.00
4630-72MC.....Metal Cover	133.00
4630-WMS.....Screw Pack (incl -3034)	75.00
4630-TBWMS.....Screw Pack (incl -3034)	75.00
4630-TORX.....Screw Pack (incl -3034)	91.00
4630-TBTRX.....Screw Pack (incl -3034)	91.00
4630-31.....Cover Screw	2.70
4630-61.....Spacer	13.00
4630-73.....End Cap	9.00
4630-78.....Arm & Tube	69.00
4630-82.....Rod	58.00
4630-83H.....H Arm Screw	2.70
4630-141-2.....Plug	2.70
4630-155-1.....Caution Decal	5.00
4630-155-2.....Activation Decal	5.00
4630-159.....Arm Screw	2.70
4630-334.....End Cap	40.00
4630-334-2.....End Cap, Plain	40.00
4630-334CS.....End Cap, Concealed Switch	40.00
4630-425.....Roller Lock Screw	4.30
4630-480.....Shaft Extension	51.00
4630-3018.....Mounting Plate Assy	3035.00
4630-3034.....Track Roller	27.00
4630-3179-1.....On/Off Switch Assy	48.00
4630-3179-2.....Hold Open Switch Assy	48.00
4630-3180.....I/O Board Assy	325.00
4630-3454.....Motor/Clutch Assy	1544.00
4630-3462.....Controller Assy	1757.00
4630-3498-1.....Ribbon Cable Connector	23.00
4630-3498-2.....A/C Power Cable	48.00
4630-Flat Box.....Flat Box w/Label	4.30
4630-Instruction Sheet.....Instruction Sheet	3.20
4630-Rebox Kit.....Box & Instruction Sheet	5.00

4630 Series continued on next page



## PARTS & ACCESSORIES

### PRICE LIST

	STANDARD POWDER COAT FINISHES <i>ANCLR ANDKB</i>	PLATED FINISHES			STANDARD POWDER COAT FINISHES <i>ANCLR ANDKB</i>	PLATED FINISHES		
		US26D	US 3 US 4 US 10	US 11 US 15 US 26		US26D	US 3 US 4 US 10	US 11 US 15 US 26
PARTS & ACCESSORIES					PARTS & ACCESSORIES			
<b>4640 Series</b>								
4642-3071.....Std Cylinder Assy	5165.00				4822-3071/18G.....Std Cylinder Assy w/18G	1736.00		
4642-3071CS.....Cyl Assy w/Conc I/O Switch	5165.00				4822-3971.....Cylinder Only	1677.00		
4642-3971.....Cylinder Only	1864.00				4820-3077.....Reg Arm	133.00	397.00	495.00
4640-3077.....Reg Arm	124.00	376.00	469.00		4820-3077L.....Long Arm	154.00	422.00	519.00
4640-3077L.....Long Arm	150.00	402.00	495.00		4820-72MC.....Metal Cover	133.00	333.00	389.00
4640-72MC.....Metal Cover	133.00	372.00	431.00		4820-WMS.....Screw Pack	22.00	44.00	55.00
4640-WMS.....Screw Pack	48.00	69.00	79.00		4820-TBWMS.....Screw Pack	22.00	44.00	55.00
4640-TBWMS.....Screw Pack	48.00	69.00	79.00		4820-18.....Plate	208.00	335.00	423.00
4640-TORX.....Screw Pack	64.00	85.00	95.00		4820-186.....Plate	208.00	335.00	423.00
4640-TBTRX.....Screw Pack	64.00	85.00	95.00		4820-31.....Cover Screw	2.70		
4640-31.....Cover Screw	2.70				4820-31L.....Long Cover Screw	2.70		
4640-77.....Arm & Forearm	115.00	258.00	299.00		4820-77.....Arm & Forearm	115.00	258.00	299.00
4640-79.....Rod & Shoe	27.00	87.00	124.00		4820-79.....Rod & Shoe	27.00	87.00	124.00
4640-79LR.....Long Rod & Shoe	53.00	109.00	145.00		4820-79LR.....Long Rod & Shoe	53.00	109.00	145.00
4640-83.....Arm Screw	2.70				4820-83.....Arm Screw	2.70		
4640-155-1.....Caution Decal	5.00				4820-155-1.....Caution Decal	5.00		
4640-155-2.....Activation Decal	5.00				4820-155-2.....Activation Decal	5.00		
4640-159.....Arm Screw	2.70				4820-159.....Arm Screw	2.70		
4640-334.....End Cap	40.00				4820-163.....Cover Insert	5.00		
4640-334-2.....End Cap, Plain	40.00				4820-182.....Stand Off	13.00		
4640-334CS.....End Cap, Concealed Switch	40.00				4820-334.....Cover End Cap	12.00		
4640-480.....Shaft Extension	51.00				4820-3377.....DPS Conversion Kit	391.00		
4640-3018.....Mounting Plate Assy	3035.00				4820-Flat Box.....Flat Box w/Label	4.30		
4640-3179-1.....On/Off Switch Assy	48.00				4820-Instruction Sheet.....Instruction Sheet	3.20		
4640-3179-2.....Hold Open Switch Assy	48.00				4820-Rebox Kit.....Box & Instruction Sheet	5.00		
4640-3180.....I/O Board Assy	325.00							
4640-3454.....Motor/Clutch Assy	1544.00							
4640-3462.....Controller Assy	1757.00							
4640-3498-1.....Ribbon Cable Connector	23.00							
4640-3498-2.....A/C Power Cable	48.00							
4640-Flat Box.....Flat Box w/Label	4.30							
4640-Instruction Sheet.....Instruction Sheet	3.20							
4640-Rebox Kit.....Box & Instruction Sheet	5.00							
<b>4810 Series</b>								
4811-3071.....Std Cylinder Assy	1763.00				4841-3071.....Std Cylinder Assy	1736.00		
4811-3971.....Cylinder Only	1677.00				4841-3971.....Cylinder Only	1677.00		
4810-3077T.....Standard Arm	146.00	278.00	334.00		4840-3077EDA.....EDA Arm	176.00	425.00	526.00
4810-3038.....Standard Track	59.00				4840-3077CNS.....Cush Arm	208.00	454.00	553.00
4810-72MC.....Metal Cover	133.00	333.00	389.00		4840-3077SCNS.....Spring Cush Arm	261.00	509.00	607.00
4810-WMS.....Screw Pack (incl -3034)	49.00	71.00	83.00		4840-72MC.....Metal Cover	133.00	333.00	389.00
4810-TBWMS.....Screw Pack (incl -3034)	49.00	71.00	83.00		4840-WMS.....Screw Pack	22.00	44.00	55.00
4810-18.....Plate	208.00	335.00	423.00		4840-TBWMS.....Screw Pack	22.00	44.00	55.00
4810-31.....Cover Screw	2.70				4840-30.....Cush Shoe Support	22.00	64.00	79.00
4810-31L.....Long Cover Screw	2.70				4840-31.....Cover Screw	2.70		
4810-61.....Spacer	13.00				4840-31L.....Long Cover Screw	2.70		
4810-73.....End Cap	9.00				4840-61.....Spacer	24.00	66.00	81.00
4810-78.....Arm & Tube	69.00	174.00	334.00		4840-124.....Plug	2.70		
4810-82.....Rod	58.00				4840-155-1.....Caution Decal	5.00		
4810-83H.....H Arm Screw	2.70				4840-155-2.....Activation Decal	5.00		
4810-141-2.....Plug	2.70				4840-159.....Arm Screw	2.70		
4810-155-1.....Caution Decal	5.00				4840-163.....Cover Insert	5.00		
4810-155-2.....Activation Decal	5.00				4840-182.....Stand Off	13.00		
4810-159.....Arm Screw	2.70				4840-201.....Spacer	4.30		
4810-163.....Cover Insert	5.00				4840-334.....Cover End Cap	12.00		
4810-182.....Stand Off	13.00				4840-419.....Panel Adapter	59.00	152.00	169.00
4810-334.....Cover End Cap	12.00				4840-459.....Door Loop Kit	129.00		
4810-425.....Roller Lock Screw	4.30				4840-460.....Pneumatic Hinge	492.00		
4810-3034.....Track Roller	27.00				4840-3080.....Spring Cush Block	59.00		
4810-Flat Box.....Flat Box w/Label	4.30				4840-Flat Box.....Flat Box w/Label	4.30		
4810-Instruction Sheet.....Instruction Sheet	3.20				4840-Instruction Sheet.....Instruction Sheet	3.20		
4810-Rebox Kit.....Box & Instruction Sheet	5.00				4840-Rebox Kit.....Box & Instruction Sheet	5.00		
<b>4820 Series</b>								
4822-3071.....Std Cylinder Assy	1736.00							

5010 Series continued on next page



# PARTS & ACCESSORIES

## PRICE LIST

PARTS & ACCESSORIES	STANDARD POWDER COAT FINISHES <i>AL (689) DKBRZ (695) BRASS (696) LTBRZ (691) STAT (690) BLACK (693)</i>	PLATED FINISHES			PARTS & ACCESSORIES	STANDARD POWDER COAT FINISHES <i>ANCLR ANDKB</i>	PLATED FINISHES	
		US26D	US 3 US 4 US 10	US 11 US 15 US 26				

### 5010 Series continued

5010-41.....	Hold Open Nut	6.00
5010-45.....	Hold Open Shoe	22.00
5010-48.....	Hold Open Forearm	65.00
5010-49.....	Hold Open Main Arm	61.00
5010-77.....	Arm & Forearm	114.00
5010-79.....	.....Rod & Shoe	27.00
5010-79H.....	.....H Rod & Shoe	27.00
5010-83.....	.....Arm Screw	2.70
5010-83H.....	.....H Arm Screw	2.70
5010-95.....	.....Arm Stud	13.00
5010-159.....	.....Arm Screw	2.70
5010-3002.....	Mounting/Finish Plate	67.00
5010-Flat Box.....	Flat Box w/Label	4.30
5010-Instruction Sheet.....	Instruction Sheet	3.20
5010-Rebox Kit.....	Box & Instruction Sheet	5.00

### 5030 Series

5031(3,4,5,6)-3071.....	Std Cylinder Assy	875.00	1128.00	1213.00
5031(3,4,5,6)-3971.....	Cylinder Only	812.00		
5030-3077.....	.....Reg Arm	121.00	368.00	463.00
5030-3049.....	Hold Open Arm	153.00	399.00	494.00
5030-WMS.....	.....Screw Pack	22.00	64.00	79.00
5030-TORX.....	.....Screw Pack	38.00	71.00	81.00
5030-37.....	Hold Open Stud	24.00		
5030-41.....	Hold Open Nut	6.00		
5030-48.....	Hold Open Forearm	65.00		
5030-49.....	Hold Open Main Arm	61.00	149.00	169.00
5030-77.....	Arm & Forearm	114.00	252.00	292.00
5030-79.....	.....Rod & Shoe	27.00	87.00	124.00
5030-79H.....	.....H Rod & Shoe	27.00	87.00	124.00
5030-83.....	.....Arm Screw	2.70		
5030-83H.....	.....H Arm Screw	2.70		
5030-159.....	.....Arm Screw	2.70		
5030-416.....	Wood Clip Set	152.00	218.00	273.00
5030-417.....	Wood Clip Set	152.00	218.00	273.00
5030-3002.....	Mounting/Finish Plate	143.00	278.00	333.00
5030-Flat Box.....	Flat Box w/Label	4.30		
5030-Instruction Sheet.....	Instruction Sheet	3.20		
5030-Rebox Kit.....	Box & Instruction Sheet	5.00		

### 6030 Series

6031(2,3,4,5)-3071.....	Std Cylinder Assy	1028.00	1262.00	1400.00
6031(2,3,4,5)-3971.....	Cylinder Only	943.00		
6030-3077T.....	Standard Arm	185.00	340.00	441.00
6030-3038B.....	Track w/Bumper	69.00		
6030-3038HB.....	Track w/Hold Open & Bumper	91.00		
6030-WMS.....	.....Screw Pack (incl -3034)	49.00	71.00	83.00
6030-TORX.....	.....Screw Pack (incl -3034)	65.00	87.00	99.00
6030-83.....	.....Arm Screw	2.70		
6030-157.....	.....Snubber	16.00		
6030-159.....	.....Arm Screw	2.70		
6030-169.....	Bumper Assy	20.00		
6030-416.....	Wood Clip Set	152.00	218.00	273.00
6030-425.....	Roller Lock Screw	4.30		
6030-3002.....	Mounting/Finish Plate	187.00	207.00	380.00
6030-3034.....	Track Roller	32.00		
6030-3034H.....	Hold Open Track Roller	32.00		
6030-3054.....	Hold Open Clip	28.00		
6030-Flat Box.....	Flat Box w/Label	4.30		
6030-Instruction Sheet.....	Instruction Sheet	3.20		
6030-Rebox Kit.....	Box & Instruction Sheet	5.00		

### 9130 Series - (ANCLR or ANDKB only)

9130-3077T.....	Standard Arm	186.00
9130-3077PLCM.....	Standard Arm w/Track	247.00

9130-3038.....	Track	69.00
9130-72MC*.....	Metal Cover	146.00
9130-72FC*.....	Full Metal Cover	246.00
9130-MS.....	Screw Pack	22.00
9130-73.....	Track End Cap	9.00
9130-163.....	Cover Insert	12.00
9130-163-1.....	Cover End Cap Insert	12.00
9130-334.....	Cover End Cap	40.00
9130-360.....	24v SO Kit	23.00
9130-3018.....	Mounting Bracket	140.00
9130-3155.....	Label Kit	27.00
9130-3034.....	Track Roller	32.00
9130-3351-1.....	Switch Bracket 29"	64.00
9130-3351-2.....	Switch Bracket 41"	64.00
9130-3351-3.....	Switch Bracket 51"	64.00
9130-3454.....	Motor Gearbox Assembly	1789.00
9130-3454S.....	Motor Gearbox Assembly w/Switch	1789.00
9130-3462SC.....	Standard Control Box	1230.00
9130-3498-2A.....	A/C Power Cable - 29"	39.00
9130-3498-2B.....	A/C Power Cable - 42"	39.00
9130-3498-2C.....	A/C Power Cable - 52"	39.00
9130-Rebox Kit.....	Box & Instruction Sheet	5.00

### 9140 Series - (ANCLR or ANDKB only)

9140-3077.....	Regular Arm	144.00
9140-3077L.....	Long Arm	149.00
9140-72MC*.....	Metal Cover	146.00
9140-72FC*.....	Full Metal Cover	246.00
9140-MS.....	Screw Pack	22.00
9140-77.....	Main Arm	110.00
9140-79.....	Rod	22.00
9140-79LR.....	Long Rod	45.00
9140-163.....	Cover Insert	12.00
9140-163-1.....	Cover End Cap Insert	12.00
9140-334.....	Cover End Cap	40.00
9140-3018.....	Mounting Bracket	140.00
9140-3155.....	Label Kit	27.00
9140-3351-1.....	Switch Bracket 29"	64.00
9140-3351-2.....	Switch Bracket 41"	64.00
9140-3351-3.....	Switch Bracket 51"	64.00
9140-3454.....	Motor Gearbox Assembly	1789.00
9140-3454S.....	Motor Gearbox Assembly w/Switch	1789.00
9140-3462SC.....	Standard Control Box	1230.00
9140-3498-2A.....	A/C Power Cable - 29"	39.00
9140-3498-2B.....	A/C Power Cable - 42"	39.00
9140-3498-2C.....	A/C Power Cable - 52"	39.00
9140-Rebox Kit.....	Box & Instruction Sheet	5.00

### 9150 Series - (ANCLR or ANDKB only)

9150-3077.....	Regular Arm	144.00
9150-3077L.....	Long Arm	149.00
9150-72MC*.....	Metal Cover	246.00
9150-MS.....	Screw Pack	22.00
9150-77.....	Main Arm	110.00
9150-79.....	Rod	22.00
9150-79LR.....	Long Rod	45.00
9150-163.....	Cover Insert	12.00
9150-163-1.....	Cover End Cap Insert	12.00
9150-334.....	Cover End Cap	40.00
9150-360.....	24v SO Kit	23.00
9150-3018.....	Mounting Bracket	140.00
9150-3155.....	Label Kit	27.00
9150-3351-1.....	Switch Bracket 29"	64.00
9150-3351-2.....	Switch Bracket 41"	64.00
9150-3351-3.....	Switch Bracket 51"	64.00

9150 Series continued on next page

# PARTS & ACCESSORIES

## PRICE LIST

PARTS & ACCESSORIES	STANDARD POWDER COAT FINISHES ANCLR ANDKB	PLATED FINISHES		PARTS & ACCESSORIES	STANDARD POWDER COAT FINISHES ANCLR ANDKB	PLATED FINISHES	

9150 Series continued

9150-3454 .....	Motor Gearbox Assembly	1789.00
9150-3454S .....	Motor Gearbox Assembly w/Switch	1789.00
9150-3462SC .....	Standard Control Box	1230.00
9150-3498-2A .....	A/C Power Cable	39.00
9150-Rebox Kit .....	Box & Instruction Sheet	5.00

### 9530 Series - (ANCLR or ANDKB only)

9530-3077T .....	Standard Arm	272.00
9530-3077PLCM .....	Standard Arm w/Track	341.00
9530-3038 .....	Track	69.00
9530-3572HL* .....	Header Assy	335.00
9530-3572DD* .....	Double Door Header Assy	570.00
9530-MS .....	Screw Pack	22.00
9530-11A .....	Spindle Plate - 2 3/4"	75.00
9530-11B .....	Spindle Plate - 3 3/4"	75.00
9530-12* .....	Blank Filler Plate	91.00
9530-18* .....	Mounting Plate**	77.00 / ft

\*\*Add 3 1/2" if Using Angled Brackets

9530-73 .....	Track End Cap	9.00
9530-275 .....	Mounting Bracket - 2 3/4"	101.00
9530-334 .....	Header Endcap	44.00
9530-334-1 .....	Angled Bracket	157.00
9530-334-2 .....	End Dress Plate	75.00
9530-375 .....	Mounting Bracket - 3 3/4"	101.00
9530-511* .....	Dress Plate Extrusion Only	17.00 / ft
9530-518 .....	Cable/Parts Bag	91.00
9530-572* .....	Header Extrusion Only	53.00 / ft
9530-572HL* .....	Header Only	215.00
9530-572DD* .....	Double Door Header Only	455.00
9530-3018 .....	Rear Mount Bracket	99.00
9530-3034 .....	Track Roller	32.00
9530-3155 .....	Label Kit	27.00
9530-3454 .....	Motor Gearbox (Std Force)	2237.00
9530-3462 .....	Controller	1454.00

### 9540 Series - (ANCLR or ANDKB only)

9540-3077 .....	Regular Arm	250.00
9540-3077L .....	Long Arm	256.00
9540-3572HL* .....	Header Assy	335.00
9540-3572DD* .....	Double Door Header Assy	570.00
9540-MS .....	Screw Pack	22.00
9540-11A .....	Spindle Plate - 2 3/4"	75.00
9540-11B .....	Spindle Plate - 3 3/4"	75.00
9540-12* .....	Blank Filler Plate	91.00
9540-18* .....	Mounting Plate**	77.00 / ft

\*\*Add 3 1/2" if Using Angled Brackets

9540-77 .....	Main Arm	187.00
9540-79 .....	Rod	54.00
9540-79LR .....	Long Rod	60.00
9540-82 .....	Rod	36.00
9540-82L .....	Long Rod	36.00
9540-275 .....	Mounting Bracket - 2 3/4"	101.00
9540-334 .....	Header Endcap	44.00
9540-334-1 .....	Angled Bracket	157.00
9540-334-2 .....	End Dress Plate	75.00
9540-375 .....	Mounting Bracket - 3 3/4"	101.00
9540-511* .....	Dress Plate Extrusion Only	17.00 / ft
9540-518 .....	Cable/Parts Bag	91.00
9540-572* .....	Header Extrusion Only	53.00 / ft
9540-572HL* .....	Header Only	215.00
9540-572DD* .....	Double Door Header Only	455.00
9540-3018 .....	Rear Mount Bracket	99.00
9540-3155 .....	Label Kit	27.00
9540-3454 .....	Motor Gearbox (Std Force)	2237.00
9540-3462 .....	Controller	1454.00

### 9550 Series - (ANCLR or ANDKB only)

9550-3077 .....	Regular Arm	250.00
9550-3077L .....	Long Arm	256.00
9550-3077T .....	Standard Arm	272.00
9550-3077PLCM .....	Standard Arm w/Track	341.00
9550-3038 .....	Track	69.00
9550-3572HL* .....	Header Assy	570.00
9550-MS .....	Screw Pack	22.00
9550-11A .....	Spindle Plate - 2 3/4"	75.00
9550-11B .....	Spindle Plate - 3 3/4"	75.00
9550-12* .....	Blank Filler Plate	91.00
9550-18* .....	Mounting Plate**	77.00 / ft

\*\*Add 3 1/2" if Using Angled Brackets

9550-77 .....	Main Arm	187.00
9550-79 .....	Rod	54.00
9550-79LR .....	Long Rod	60.00
9550-82 .....	Rod	36.00
9550-82L .....	Long Rod	36.00
9550-275 .....	Mounting Bracket - 2 3/4"	101.00
9550-334 .....	Header Endcap	44.00
9550-334-1 .....	Angled Bracket	157.00
9550-334-2 .....	End Dress Plate	75.00
9550-375 .....	Mounting Bracket - 3 3/4"	101.00
9550-511 .....	Dress Plate Extrusion Only	17.00 / ft
9550-518 .....	Cable/Parts Bag	91.00
9550-572* .....	Header Extrusion Only	53.00 / ft
9550-572HL* .....	Header Only	430.00
9550-982 .....	Companion Cable	68.00
9550-3018 .....	Rear Mount Bracket	99.00
9550-3034 .....	Track Roller	32.00
9550-3155 .....	Label Kit	27.00
9550-3454 .....	Motor Gearbox (Std Force)	2237.00
9550-3462 .....	Controller	1454.00

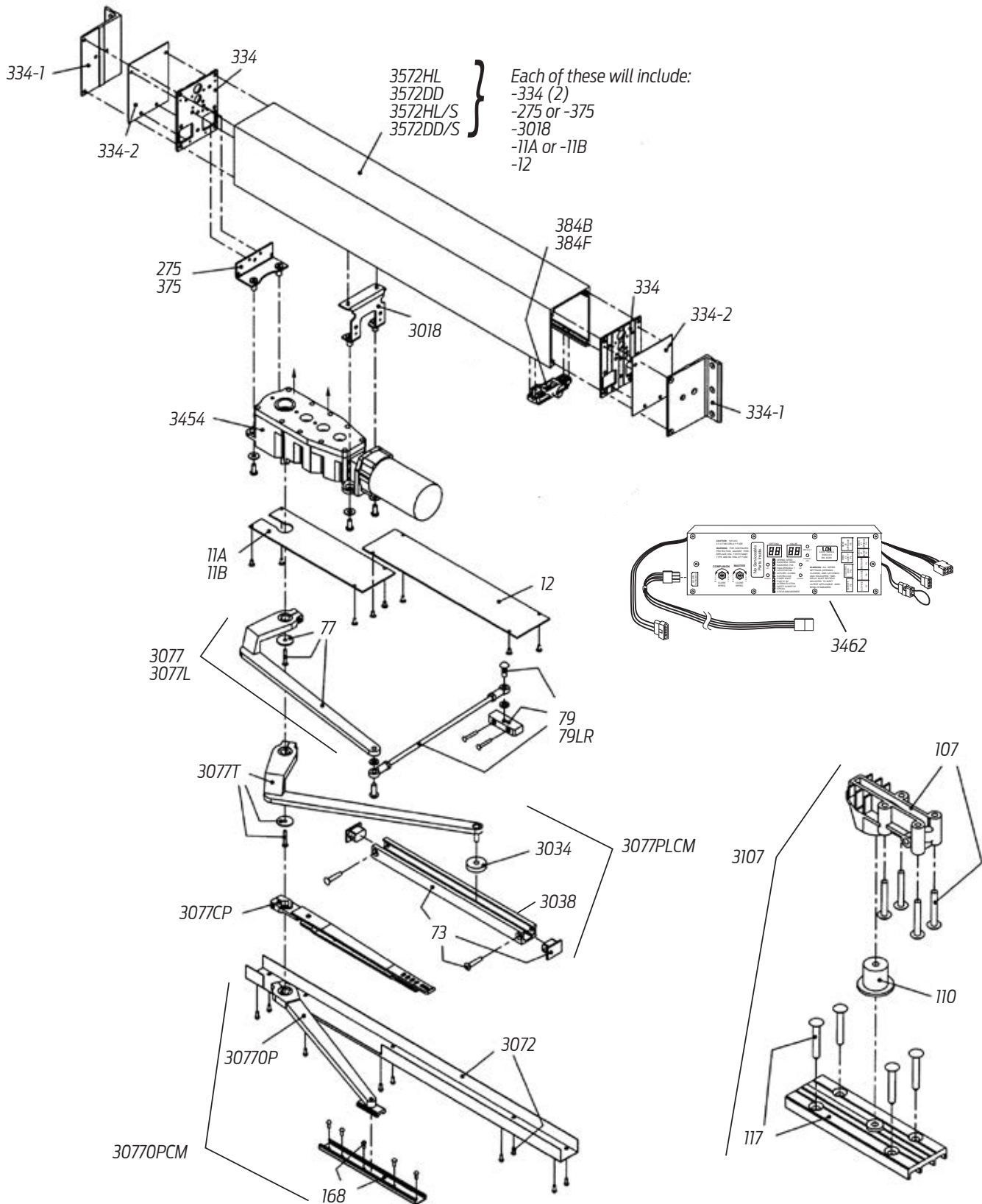
### 9560 Series - (ANCLR or ANDKB only)

9560-3077 .....	Regular Arm	250.00
9560-3077L .....	Long Arm	256.00
9560-3077T .....	Standard Arm	272.00
9560-3077PLCM .....	Standard Arm w/Track	341.00
9560-3038 .....	Track	69.00
9560-3572HL* .....	Header Assy	570.00
9560-MS .....	Screw Pack	22.00
9560-11A .....	Spindle Plate - 2 3/4"	75.00
9560-11B .....	Spindle Plate - 3 3/4"	75.00
9560-12* .....	Blank Filler Plate	91.00
9560-18* .....	Mounting Plate**	77.00 / ft

\*\*Add 3 1/2" if Using Angled Brackets

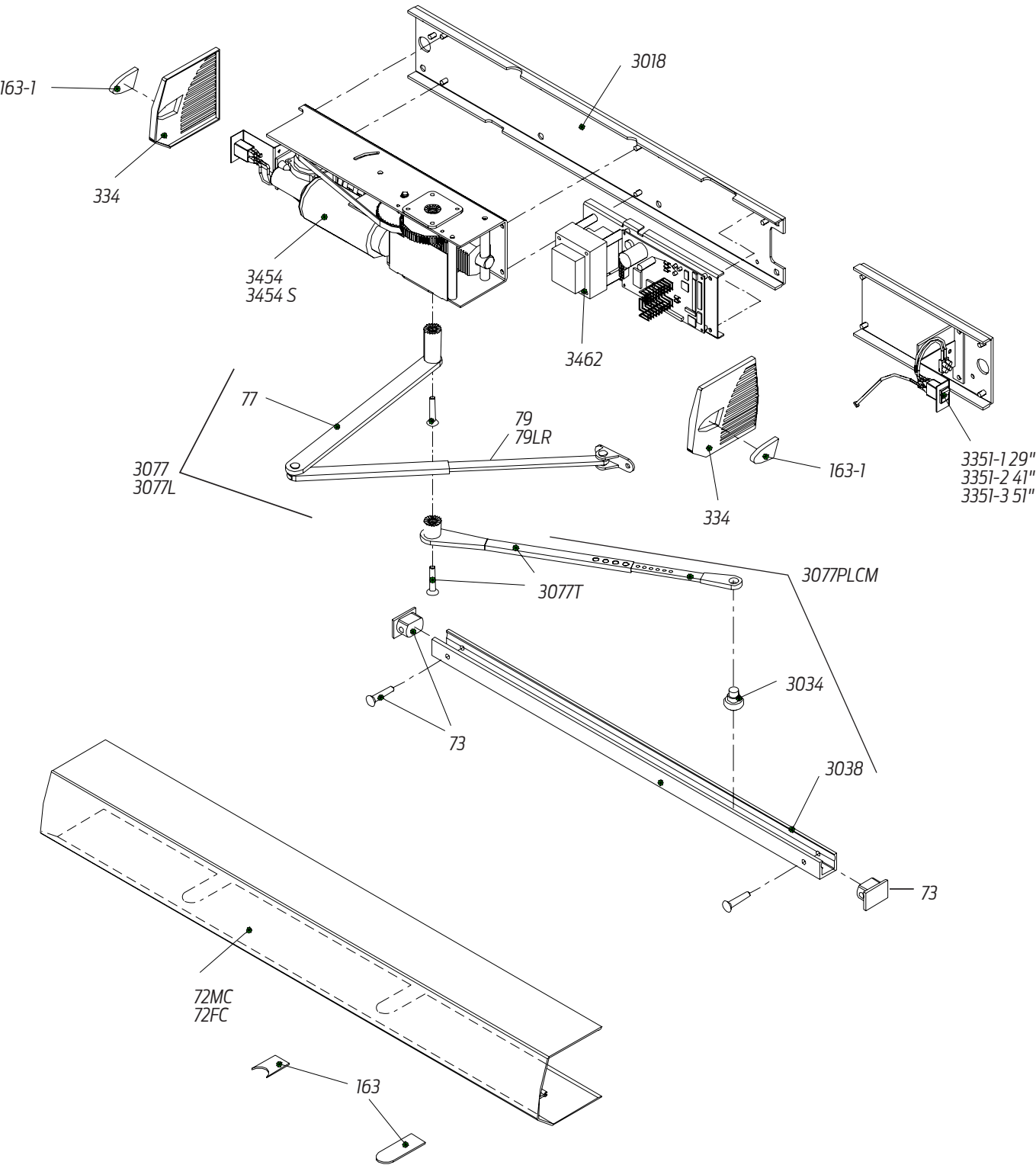
9560-77 .....	Main Arm	187.00
9560-79 .....	Rod	54.00
9560-79LR .....	Long Rod	60.00
9560-82 .....	Rod	36.00
9560-82L .....	Long Rod	36.00
9560-275 .....	Mounting Bracket - 2 3/4"	101.00
9560-334 .....	Header Endcap	44.00
9560-334-1 .....	Angled Bracket	157.00
9560-334-2 .....	End Dress Plate	75.00
9560-375 .....	Mounting Bracket - 3 3/4"	101.00
9560-511* .....	Dress Plate Extrusion Only	17.00 / ft
9560-518 .....	Cable/Parts Bag	91.00
9560-572* .....	Header Extrusion Only	53.00 / ft
9560-572HL* .....	Header Only	430.00
9560-3018 .....	Rear Mount Bracket	99.00
9560-3034 .....	Track Roller	32.00
9560-3155 .....	Label Kit	27.00
9560-3454 .....	Motor Gearbox (Std Force)	2237.00
9560-3462 .....	Controller	1454.00

# Senior Swing® Basic Parts Diagram (2800 / 9500 Series)



# Benchmark Basic Parts Diagram

(9100 Series)



# GLOSSARY OF ABBREVIATIONS

## Arm Options

STD	- Standard Arm
REG	- Regular Arm
Rw/PA	- Regular Arm w/ Parallel Arm Shoe
Rw/62A	- Regular Arm w/ Auxiliary Parallel Arm Shoe
H	- Hold Open Arm
Hw/PA	- Hold Open Arm w/ Parallel Arm Shoe
HD	- Heavy Duty Arm (1460)
HDw/PA	- Heavy Duty Arm w/ Parallel Arm Shoe
LD	- Light Duty Arm
LDw/PA	- Light Duty Arm w/ Parallel Arm Shoe
LONG	- Long Arm
XLONG	- Extra Long Arm
HLONG	- Hold Open Long Arm
EDA	- Extra Duty Arm
EDAw/62G	- Extra Duty Arm w/ Thick Hub Shoe
HEDA	- Hold Open Extra Duty Arm
HEDAw/62G	- Hold Open Extra Duty Arm w/ 62G
CUSH (CNS)	- Cush -n- Stop Arm
HCUSH (HCNS)	- Hold Open Cush -n- Stop Arm
SCUSH (SCNS)	- Spring Cush -n- Stop Arm
SHCUSH (SHCNS)	- Spring Hold Open Cush -n- Stop Arm
SF	- Swing Free Arm (4310ME)
DE	- Double Egress Arm
FL	- Fusible Link Arm

## Cylinder Options

STD	- Standard Cylinder
DEL (DA)	- Delay Action Cylinder
AVB	- Advanced Variable Backcheck
B80	- Bypass 80 Degree ME Cylinder
B140	- Bypass 140 Degree ME Cylinder
TEL	- Telephone Cylinder (4010/4020/4110)

## Cover Options

STD	- Standard Plastic Cover
MC	- Metal Cover
FC	- Full Cover (1460)
DS (DS1)	- Designer Series Cover (1460)

## Track Options

STD	- Standard Track
H	- Hold Open Track
BUMPER	- Track with Bumper
HBMP	- Hold Open Track with Bumper

## Fastener Pack Options

WMS	- Wood & Machine Screws
TBWMS	- Thru-Bolt, Wood & Machine Screws
SRT	- Self Reaming & Tapping Screws
TBSRT	- Thru-Bolt, Self Reaming & Tapping Screws
TORX	- TORX Machine Screws
TBTRX	- Thru-Bolt, TORX Machine Screws

## Finishes

AL	- Aluminum
DKBRZ	- Dark Bronze
BRASS	- Brass
LTBRZ	- Light Bronze
STAT	- Statuary
BLACK	- Black
MTLPC	- Bright Metallic
RAL	- Custom Finish Designation (RAL xxxx)
ANCLR	- Anodized Clear
ANDKB	- Anodized Dark Bronze

## Swing Operator Terms

SF	- Standard Force Motor Gearbox
SC	- Standard Controller
POS	- Positive Mechanical Stop
BKY	- Breakaway Stop

## Miscellaneous Terms

L	- Long
LR	- Long Rod
ELR	- Extra Long Rod
B80 or B140	- Bypass (Fire/Life Safety)
SRI	- Special Rust Inhibitor
SE	- Single Point Electronic (Fire/Life Safety)
ME	- Multi-Point Electronic (Fire/Life Safety)
PAH	- Parallel Arm Holder (PAH60)
ES	- Electric Strike (Control Boxes)
S (SEQ)	- Sequential (Control Boxes)
TJ	- Top Jamb
PA	- Parallel Arm
18G	- Flush Ceiling
T	- Track
DPS	- Door Position Switch (2210DPS)
FP	- Fire Protection Fluid

## Header Options

Part	Extrusion (36" to 188") No Prep	Single Door* (36" to 49") Prepped	Door Pair (50" to 98") Prepped	Double Door Header** Prepped	Gearbox Brackets Included	Angle Brackets Included	End Caps Included	Filler Plates Included	Stop Prep*** Included
-572	X								
-572HL		X	X						
-572HL/S		X	X						X
-572DD				X					
-572DD/S				X					X
-3572HL		X	X		X	X	X	X	
-3572HL/S		X	X		X	X	X	X	X
-3572DD				X	X	X	X	X	
-3572DD/S				X	X	X	X	X	X

\*2810, 9530 or 9540 only

\*\*2850, 2860, 9550 or 9560 only

\*\*\* 2810, 2850 or 2860 only

A library of common wiring diagrams are available at no-charge for use in single and double door applications utilizing various configurations of Allegion door hardware products. These diagrams and much more can be accessed through our Knowledge Center tool at <http://kc.allegion.com/>, simply click on the link Common wiring diagrams.

### Custom Wiring Diagrams

When common wiring diagrams do not meet the needs of the job requirements, Allegion offers a service to purchase custom wiring diagrams. All custom wiring diagrams include a point-to-point drawing, a riser diagram, and a detailed theory of operation. Custom wiring diagrams fall into two categories; Standard and Complex.

- Standard drawings: All Allegion products with a single opening and a basic theory of operation. These drawings will be quoted a NET \$250 for each drawing
- Complex drawings: Generic contacts, 3rd party components, complex relay logic, timer circuit logic, any other additional advanced logic. Drawings that fall under this type will receive a NET quote depending on the time required to complete the drawings at an hourly rate of \$200/hour with a \$250 minimum NET

### How to Request a Quote for a Custom Wiring Diagram

- Custom wiring diagrams can only be ordered by and shipped to current Allegion Channel Partners
- Wiring Diagram Request Forms can be obtained by:
  - Sending an email request to [Wiring.Diagram.Request@allegion.com](mailto:Wiring.Diagram.Request@allegion.com)
  - Using the online Distributor Portal under; My Support / Orders & Invoicing
  - Using the form located on the following page
- Once completed, email the completed request form to [Wiring.Diagram.Request@allegion.com](mailto:Wiring.Diagram.Request@allegion.com) for processing
  - Be sure and include the following information to prevent delays to the request:
    - All supporting documentation for non-Allegion products
    - Hardware list with complete part numbers
    - Detailed Theory of operation for all openings
- Upon receipt the custom wiring coordinator will review and clarify the request as needed
- Once all clarifications are resolved a QUOTE#, NET pricing, and lead time will be assigned and communicated to the requestor within 1 business day
- QUOTE# is valid for 90 days
- A purchase order with the QUOTE# must be received for the wiring diagrams to be produced
  - Send the completed PO to [Wiring.Diagram.Request@allegion.com](mailto:Wiring.Diagram.Request@allegion.com)
- Lead time is generally 2-3 weeks from time PO is received, more complex requests will have longer lead times
- Changes to the original request after a quote approval may incur additional charges and affect lead time
- Completed custom wiring diagrams will be emailed to the requestor



## ***Notes***

# Wiring Diagram Request Form



## ALLEGION™

**Must be a Schlage Electronics, LCN, or Von Duprin Dealer**

=====

Date \_\_\_\_/\_\_\_\_/\_\_\_\_ Project Name \_\_\_\_\_

Dealer/Distributor \_\_\_\_\_

Account # \_\_\_\_\_ Dealer Contact Name \_\_\_\_\_ Phone \_\_\_\_-\_\_\_\_-\_\_\_\_

=====

Provide a Primary Technical Contact \_\_\_\_\_ Phone \_\_\_\_-\_\_\_\_-\_\_\_\_

=====

### **Provide/Attach the Following**

- All supporting documentation for all non-Allegion products.
  - Included hardware list with complete part numbers.
  - Detailed Theory of Operation for all openings.

### **Additional information that helps expedite the project:**

Door Number; Door Size; Door Material;  
Fire Rated Opening; Single/Pair; Double Egress; Interior/Exterior;  
Interlocked Opening; Basic Floor Plan/Traffic Flow

=====

**E-mail completed form and supporting documentation to**

Wiring.Diagram.Request@allegion.com

Phone: 877-671-7011



# LCN Limited Warranty

Subject to the terms and conditions of this limited warranty, Schlage Lock Company, LLC (the "Company") extends a limited warranty against defects in material and workmanship for its LCN branded product(s) identified in the Product Table below ("Products") as installed in the original location.

This limited warranty applies to Products purchased on or after **March 3, 2014**.

## Product Table

4000 Series	30 Years
4050 Series	25 Years
1460 Series	30 Years
1450 Series	25 Years
1260 Series	20 Years
1250 Series	15 Years
Concealed, High Security (except 2210DPS)	15 Years
Automatic Operators; SE, ME, HSA, SEH Series; SEM Magnets; 2210 DPS (includes both electronic and mechanical components)	2 Years

**Term:** The limited warranty period for Products is as stated in the Product Table above. The "Commencement Date" for a limited warranty period shall be the date of Company's delivery to the original purchaser of the Products. Proof of Product purchase may be required by Company to confirm the Commencement Date.

**What Company will do:** Company may require proof of Product purchase in order to provide coverage under this limited warranty. As Company's only responsibility and user's only remedy under this limited warranty, Company will furnish a replacement Product upon receipt and confirmation by Company, in its sole opinion, that the Product has, in fact, failed due to a manufacturing defect under normal use and maintenance. In the event a replacement Product cannot be provided, Company will either provide a suitable replacement Product or a refund in the amount of the original purchase price.

**What is not covered:** The following costs, expenses, and damages are not covered by the provisions of this limited warranty: (i) labor costs including, but not limited to, such costs as removal and installation of Product; (ii) shipping and freight expenses required to return Product to Company; (iii) failures, defects, or damage caused by any third party product or service; (iv) any other incidental, consequential, indirect, special and/or punitive damages, whether based on contract, warranty, tort (including, but not limited to, strict liability or negligence), patent infringement, or otherwise, even if advised of the possibility of such damages.

The provisions of this limited warranty do not apply to Product that is: (i) not the proper size for the application for which the Product is used; (ii) not installed in accordance with Company's published Product installation instructions; (iii) installed with improper parts and/or incorrect parts (NOTE: It is recommended that Product be installed with LCN fasteners provided with Product); (iv) improperly stored, maintained, or operated; (v) modified, repaired, or altered in Company's sole opinion, in any manner, without the express written consent of Company; (vi) used for purposes for which the Product is not designed or intended; (vii) subjected to misuse, abuse, negligence, or accident; or (viii) subjected to improper temperature, humidity, or other environmental conditions.

Note: 900/7900 Series compressors are not manufactured by Company and are excluded from coverage under this limited warranty. For more information, parts, or repairs concerning the compressors, contact the compressor manufacturer directly at (269) 926-6171.

**Additional Terms:** This limited warranty is in lieu of all other warranties, express or implied. Company does not authorize any person to create for it any obligation or liability in connection with Product. Company's maximum liability hereunder is limited to the original purchase price of the Product. No action arising out any claimed breach of this limited warranty by Company may be brought by the user more than one (1) year after the cause of action has arisen.

**How local law applies:** This limited warranty gives you specific legal rights, and you may also have other rights as permitted by law. Some local laws do not allow limitations on how long an implied warranty lasts or the exclusions or limitation of incidental or consequential damages so the limitations or exclusions provided herein may not apply to you.

**Program and Warranty Claims:** If Product is to be claimed to be defective under this limited warranty, contact Customer Care at (877) 671-7011.

**Note:** Please contact LCN Customer Care prior to returning any product back to the factory. You will need prior authorization and an RMA for your return.

## About Allegion

Allegion (NYSE: ALLE) creates peace of mind by pioneering safety and security. As a \$2 billion provider of security solutions for homes and businesses, Allegion employs more than 8,000 people and sells products in more than 120 countries across the world. Allegion comprises 27 global brands, including strategic brands CISA®, Interflex®, LCN®, Schlage® and Von Duprin®.

For more, visit [www.allegion.com](http://www.allegion.com)

KRYPTONITE ■ LCN ■  ■ STEELCRAFT ■ VON DUPRIN