



Contents

5	Introduction	37	Parts and accessories
5	Standard Features	38	Exterior Escutcheon Assemblies with Reader Modules
6	CO-Series Electronic Locks	38	CO-200/250 Coin Cell Battery Replacement
1	Locks	39	Door Thickness Kit
2	CO-100-CY Keypad Only, Exterior	40	Mounting Screw and Spindle Details for CY, MS, and MD
3	CO-100-CY Keypad Only, Interior	41	Thin Door Shims
4	CO-100-MS Keypad Only, Exterior	41	Wiring Harness Replacement
5	CO-100-MS Keypad Only, Interior	42	Strike Plates
6	CO-100-993-R Keypad Only, Exterior	42	Mortise Lock Armor Fronts
7	CO-100-993-R Keypad Only, Interior	43	Levers
8	CO-100-993-S Keypad Only, Exterior	44	Levers for use with Competitor Cylinders
9	CO-100-993-S Keypad Only, Interior	45	Tactile warning levers
10	CO-100-993-M Keypad Only, Exterior	45	Decorative Plates
11	CO-100-993-M Keypad Only, Interior	46	Spring Cages
12	CO-200-CY Keypad Only, Exterior	47	Tailpieces
13	CO-200-CY Keypad Only, Interior	48	Spring Cage and Tailpieces Kits
14	CO-200-MS Keypad Only, Exterior	48	Cylinders
15	CO-200-MS Keypad Only, Interior	49	Latches
16	CO-200-MD Keypad Only, Exterior	49	Cover Screw Packs
17	CO-200-MD Keypad Only, Interior		
18	CO-200-993-R Keypad Only, Exterior		
19	CO-200-993-R Keypad Only, Interior		
20	CO-200-993-S Keypad Only, Exterior		
21	CO-200-993-S Keypad Only, Interior		
22	CO-200-993-M Keypad Only, Exterior		
23	CO-200-993-M Keypad Only, Interior		
24	CO-200/250-CY, All Models Except Keypad Only, Exterior		
25	CO-200/250-CY, All Models Except Keypad Only, Interior		
26	CO-200/250-MS, All Models Except Keypad Only, Exterior		
27	CO-200/250-MS, All Models Except Keypad Only, Interior		
28	CO-200/250-MD, All Models Except Keypad Only, Exterior		
29	CO-200/250-MD, All Models Except Keypad Only, Interior		
30	CO-200/250-993-R, All Models Except Keypad Only, Exterior		
31	CO-200/250-993-R, All Models Except Keypad Only, Interior		
32	CO-200/250-993-S, All Models Except Keypad Only, Exterior		
33	CO-200/250-993-S, All Models Except Keypad Only, Interior		
34	CO-200/250-993-M, All Models Except Keypad Only, Exterior		
35	CO-200/250-993-M, All Models Except Keypad Only, Interior		
36	CO-993-DT, Exterior		

Introduction

This manual contains a complete listing of available parts and assemblies for CO-Series cylindrical, mortise, and exit trim locks manufactured by Schlage Lock Company. This edition lists components of CO-Series locks manufactured after November 2010.

Exploded views of each lock function and trim assembly are provided with accompanying charts to identify parts for replacement purposes. Exploded views of trim are shown with parts for standard size doors. In addition, this manual provides lock trim, ordering procedures, and all auxiliary components of the CO-Series cylindrical, mortise, and exit trim locks.

Standard Features

Certifications	ANSI/BHMA A156.25 Grade 1, UL 294, UL 10 C, FCC Part 15, ADA
Credential Verification Time	Less than 1 second
Visual/Audible Communications	Tri-colored LEDs and audible indicators
Max Current Requirement	Up to 250 mA
Operating Humidity	0-100% condensing
Operating Temperature- Exterior	-31° to 151°F (-35° to 66°C)
Operating Temperature- Interior	32° to 120° (0° to 49°C) (battery)
System Interface	CO-200/250: Handheld Device
Power Supply	4 AA batteries (standard off the shelf; included)
Latch Bolt	Cylindrical: 1/2" throw security latch, 3/4" throw optional Mortise: 3/4" throw with anti-friction tongue standard
Voltage Range	4 VDC to 7 VDC
Reader Options	Keypad only, Magnetic Stripe Card†, and Prox Card†
Strike	Cylindrical: ANSI curved lip strike 1 1/4" x 4 7/8" x 1 3/16" lip to center standard, optional strikes, lip lengths, and ANSI strike box available Mortise: ANSI curved lip strike 1 1/4" x 4 7/8" x 1 3/16" lip to center with dust box standard, optional strikes lip lengths available
Backset	Cylindrical: 2 3/4" standard, 2 3/8", 3 3/4", and 5" optional Mortise: 2 3/4" only
Cylinder	Schlage 6-Pin Full Cylinder (PD), C123 keyway, keyed different (PD)
Door Range	1 3/4" standard, 1 3/8" to 2 3/4" optional (available in 1/8" increments)
Keys	Two nickel silver cut keys per lock, 6-Pin, C123 section

† Available with and without keypad

CO-Series Electronic Locks

The CO-Series is a new platform of standalone electronic locks that succeeds KC2, Pro, and Cobra. It is one of the first electronic locks to be UL 294 listed, and is also compatible with many different brands and types of exit devices and cylinders. Please visit www.schlage.com/support for complete details.

The CO-Series is available in three locking Chassis options as well as three exit trim options:

- CY: Cylindrical
- MS: Mortise
- MD: Mortise Deadbolt
- 993R: Exit Trim — Rim/Concealed Vertical Rod (CVR)
- 993S: Exit Trim — Surface Vertical Rod (SVR)
- 993M: Exit Trim — Mortise

The CO-Series is available with three locking functions:

Function	Description
Classroom/Storeroom (70)*	Lockset is normally secure. Inside lever always allows free egress. Valid toggle credentials on the exterior may be used to change to a passage or secured status.
Office (50)*	Lockset is normally secure. Inside lever always allows free egress. Interior pushbutton on inside housing may be used to select a passage or secured status. Meets need for lockdown function for safety and security. NOTE: Valid toggle credentials on the exterior may also be used to change status.
Privacy (40)†	Lockset is normally secure. Inside lever always allows free egress. Interior pushbutton on inside housing may be used to select a privacy status. The interior pushbutton will disable normal electronic access from the exterior. Opening the door or pressing the interior pushbutton a second time on the inside housing deactivates the privacy status.

* Not available for Mortise Deadbolt Option for CO-200/250 Locks

† Not available for CO-100 Locks

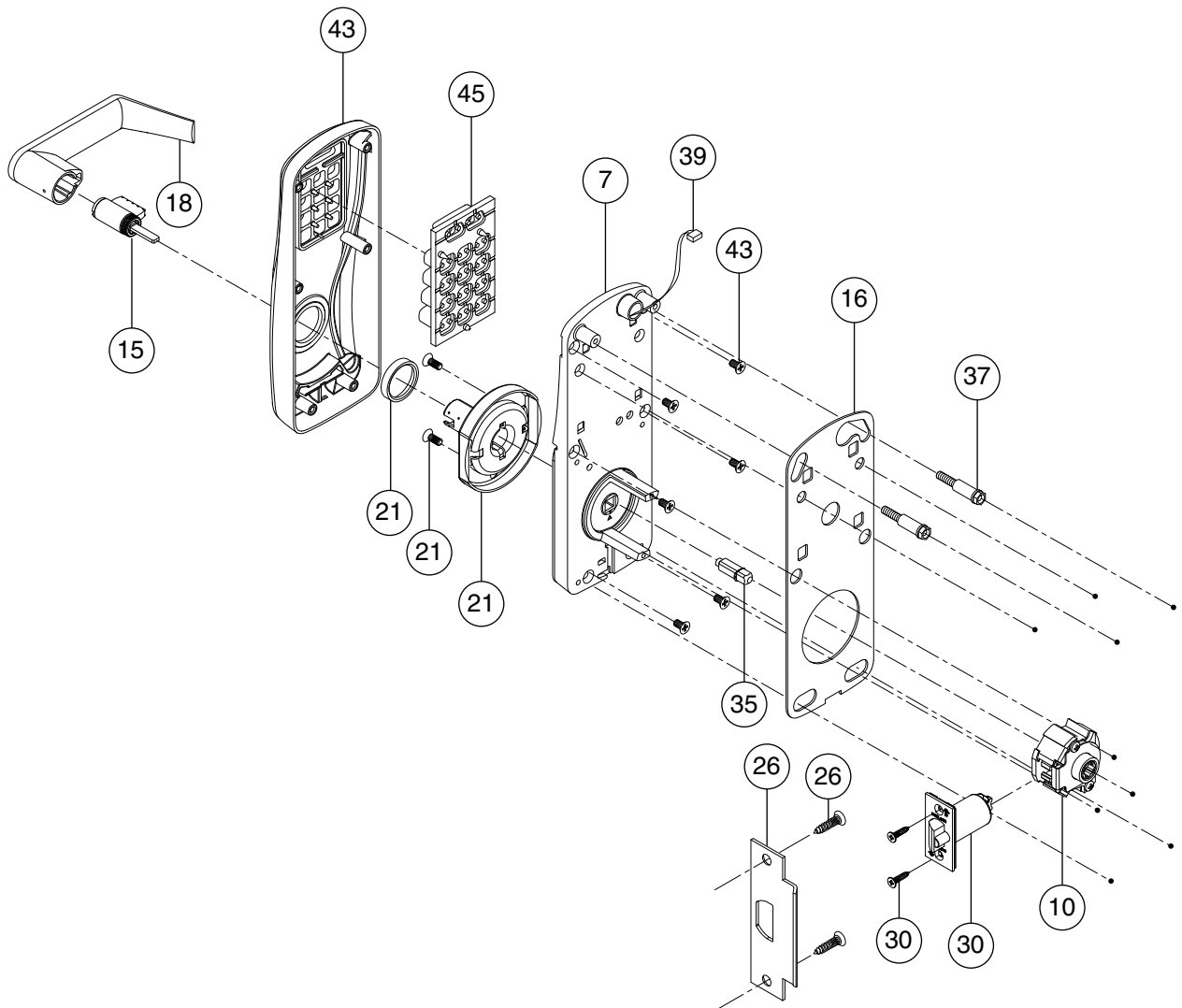
Credential Reader Type	Description
PR: Proximity PRK: Proximity with Keypad	Reads 125 kHz proximity credentials
MS: Magnetic Stripe (Swipe) MSK: Magnetic Stripe (Swipe) with Keypad	Configurable to read the complete Track 1, 2 or 3
KP: Keypad Only	12 button design
DT: Dummy Trim	Used for 993 Dummy Trim

① Note: See page 38 for readers and escutcheons

Locks

- | | | | |
|----|--|----|---|
| 2 | CO-100-CY Keypad Only, Exterior | 25 | CO-200/250-CY, All Models Except Keypad Only, Interior |
| 3 | CO-100-CY Keypad Only, Interior | 26 | CO-200/250-MS, All Models Except Keypad Only, Exterior |
| 4 | CO-100-MS Keypad Only, Exterior | 27 | CO-200/250-MS, All Models Except Keypad Only, Interior |
| 5 | CO-100-MS Keypad Only, Interior | 28 | CO-200/250-MD, All Models Except Keypad Only, Exterior |
| 6 | CO-100-993-R Keypad Only, Exterior | 29 | CO-200/250-MD, All Models Except Keypad Only, Interior |
| 7 | CO-100-993-R Keypad Only, Interior | 30 | CO-200/250-993-R, All Models Except Keypad Only, Exterior |
| 8 | CO-100-993-S Keypad Only, Exterior | 31 | CO-200/250-993-R, All Models Except Keypad Only, Interior |
| 9 | CO-100-993-S Keypad Only, Interior | 32 | CO-200/250-993-S, All Models Except Keypad Only, Exterior |
| 10 | CO-100-993-M Keypad Only, Exterior | 33 | CO-200/250-993-S, All Models Except Keypad Only, Interior |
| 11 | CO-100-993-M Keypad Only, Interior | 34 | CO-200/250-993-M, All Models Except Keypad Only, Exterior |
| 12 | CO-200-CY Keypad Only, Exterior | 35 | CO-200/250-993-M, All Models Except Keypad Only, Interior |
| 13 | CO-200-CY Keypad Only, Interior | 36 | CO-993-DT, Exterior |
| 14 | CO-200-MS Keypad Only, Exterior | | |
| 15 | CO-200-MS Keypad Only, Interior | | |
| 16 | CO-200-MD Keypad Only, Exterior | | |
| 17 | CO-200-MD Keypad Only, Interior | | |
| 18 | CO-200-993-R Keypad Only, Exterior | | |
| 19 | CO-200-993-R Keypad Only, Interior | | |
| 20 | CO-200-993-S Keypad Only, Exterior | | |
| 21 | CO-200-993-S Keypad Only, Interior | | |
| 22 | CO-200-993-M Keypad Only, Exterior | | |
| 23 | CO-200-993-M Keypad Only, Interior | | |
| 24 | CO-200/250-CY, All Models Except Keypad Only, Exterior | | |

CO-100-CY Keypad Only, Exterior



No.	Description		Part no.
7	Baseplate Subassembly, CY ‡***		See pg. 38
10	Latch Retractor		46928800
15	Cylinder *		See pg. 48
16	Gasket Kit, Outside	Gasket, Baseplate	46929154
		Gasket, Reader	
18	Lever, Outside *		See pg. 43
21	Spring Cage, Outside	Spring Cage	See pg. 46
		Screws, Spring Cage	
		Gasket, O-Ring	
26	Strike, CY/MS/MD *	Strike	See pg. 42
		Screws, Strike	

No.	Description		Part no.
	Latch, CY *		
30		Latch,	See pg. 49
		Screws, Latch	
35	Spindle ◇		See pg. 39
37	Baseplate Stand-Offs ◇		See pg. 39
39	Wiring Harness	Classroom/Storeroom	23518392
		Office/Privacy	23518384
43	Escutcheon, Keypad Only, CY (with Screws) *	CO-100	23599053
45	Keypad Membrane		44487247

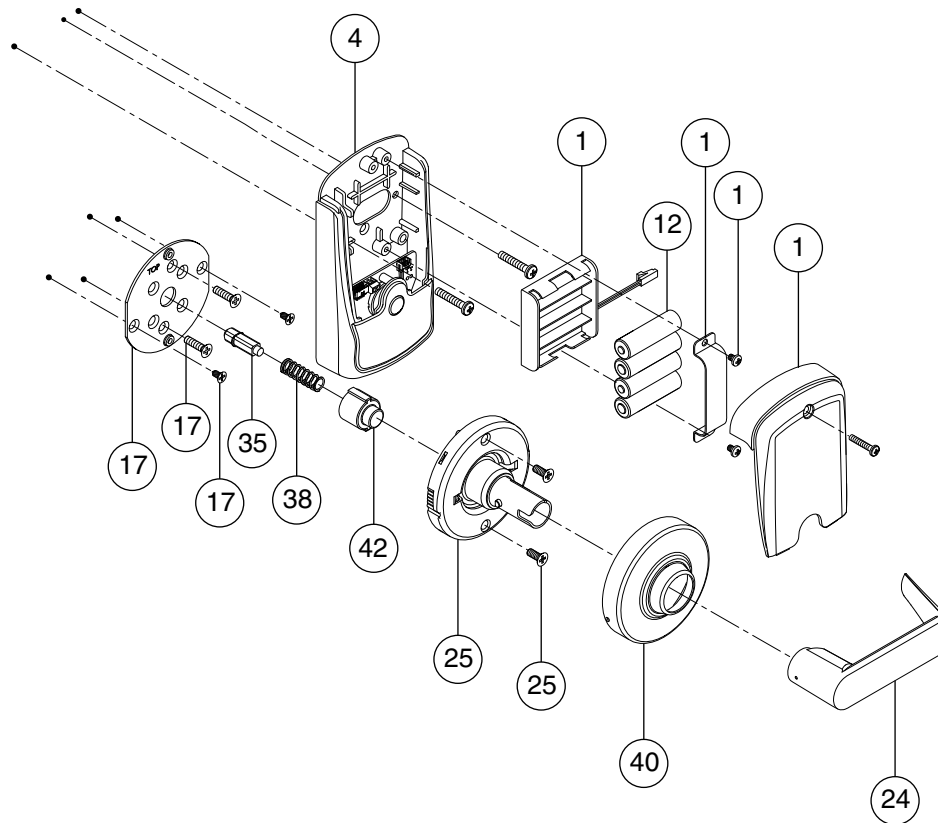
* Must specify Finish

*** This item only available as part of Exterior Escutcheon Assembly

◇ This item only available as part of Door Thickness Kit

‡ Must specify Cylinder Type and Handing

CO-100-CY Keypad Only, Interior

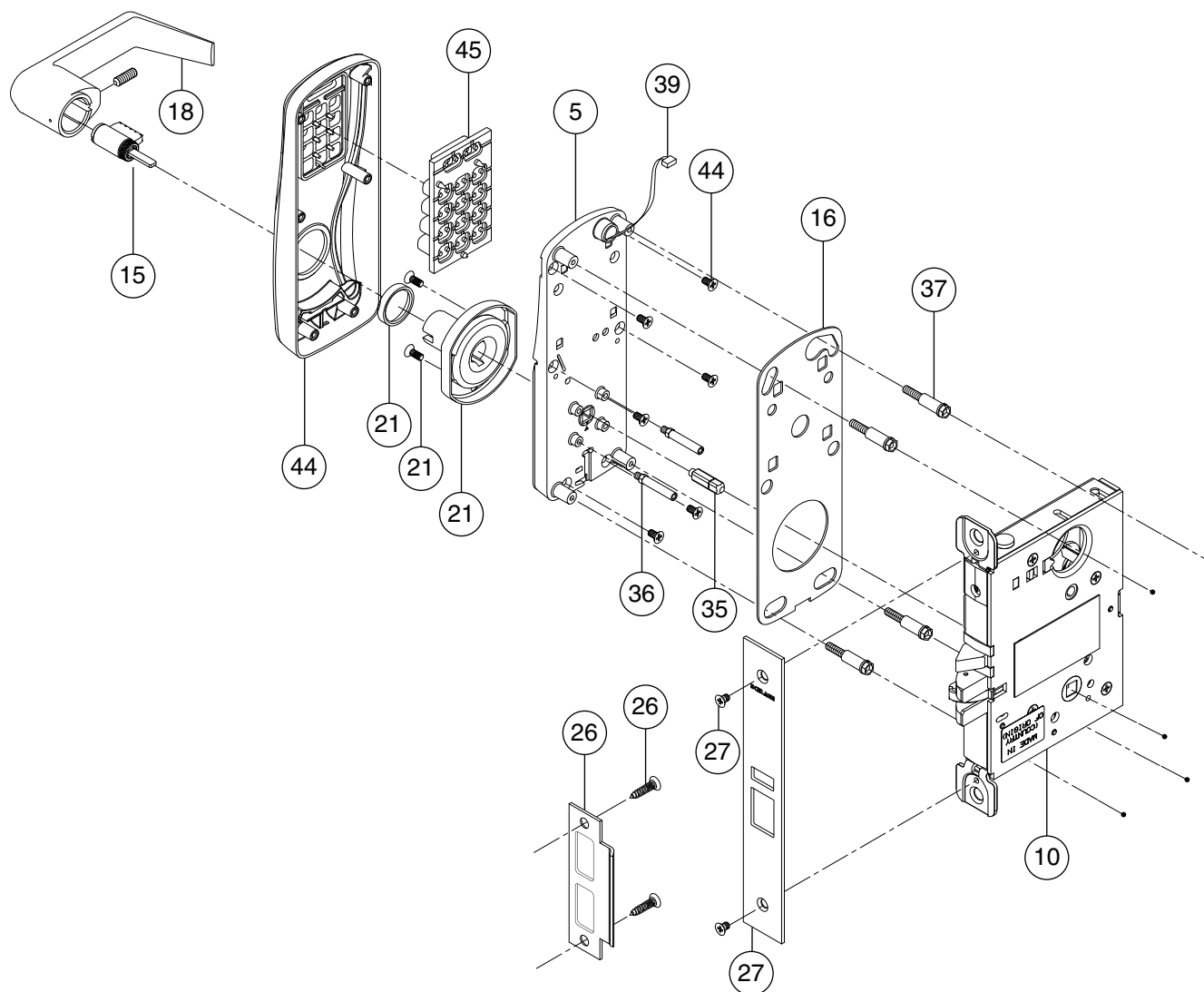


No.	Description		Part no.
1	4AA Battery Holder & Cover Kit *	4AA Battery Holder	4B-CM
		4AA Battery Strap	
		Screws, Battery Strap (2)	
		4AA Battery Cover	
		Screw, Battery Cover (1)	
4	Escutcheon, without IPB *	Escutcheon, Inside	23599327
		Screws, Escutcheon	
	Escutcheon, with IPB	Escutcheon, Inside	23599335
		Screws, Escutcheon	
12	Batteries, AA		F206-488

No.	Description		Part no.
17	Inside Mounting Plate Kit	Mounting Plate	23599244
		Screws, Mounting Plate (4)	
24	Lever, Inside *		03-030
25	Spring Cage, Inside	Spring Cage	23599210
		Screws, Spring Cage (2)	
35	Spindle ◇		See pg. 39
38	Spindle Spring		44484996
40	Rose, Inside *		03-042-RHO
42	Hub		23599228

* Must specify Finish
 ◇ This item only available as part of Door Thickness Kit

CO-100-MS Keypad Only, Exterior



No.	Description		Part no.
5	Baseplate Subassembly, MS ‡ ***		See pg. 38
10	Lock Case, Narrow, 1 1/16" wide		46928818
	Lock Case, 1 1/4" wide		46928826
15	Cylinder *		See pg. 48
16	Gasket Kit, Outside	Gasket, Baseplate	46929162
		Gasket, Reader	
18	Lever, Outside *		See pg. 43
21	Spring Cage, Outside	Spring Cage	See pg. 46
		Screws, Spring Cage	
		Gasket, O-Ring	
26	Strike *	Strike	See pg. 42
		Screws, Strike	

No.	Description		Part no.
27	Armor Front, MS/MD *	Armor Front	See pg. 42
		Screws, Armor Front	
35	Spindle ◇		See pg. 39
36	Stand-Offs, MS/MD ◇		See pg. 39
37	Baseplate Stand-Offs ◇		See pg. 39
39	Wiring Harness	Classroom/Storeroom	23518392
		Office/Privacy	23518384
44	Escutcheon, Keypad Only, MS/MD/993 (with Screws) * †	CO-100	23599061
45	Keypad Membrane		44487247

* Must specify Finish

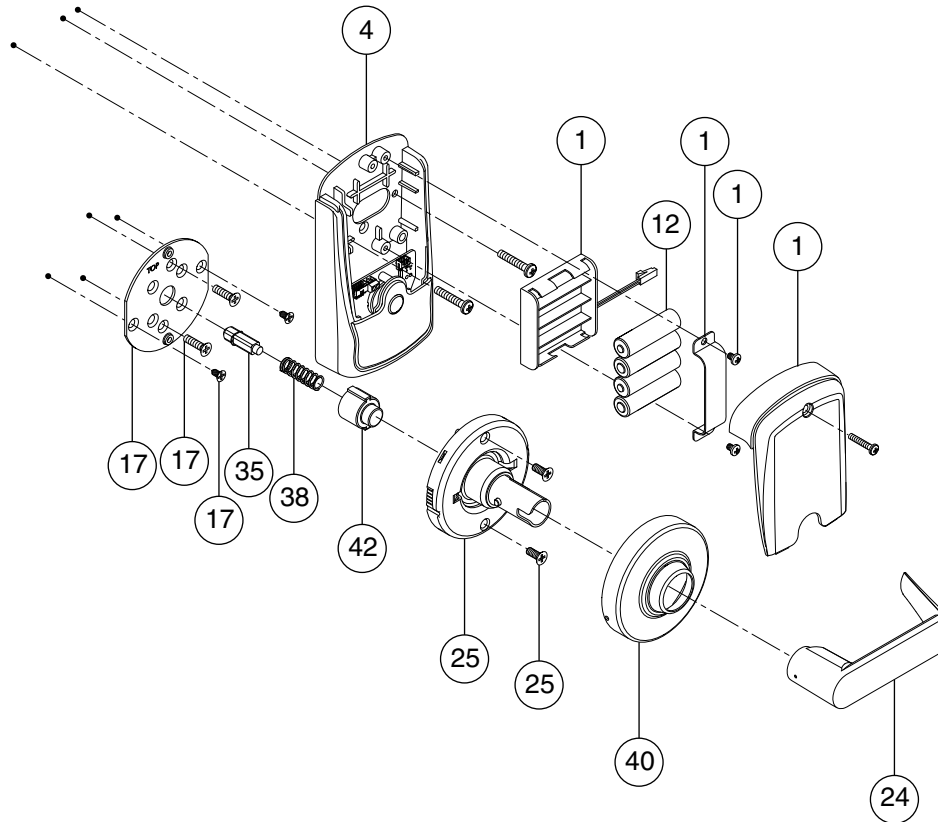
*** This item only available as part of Exterior Escutcheon Assembly

◇ This item only available as part of Door Thickness Kit

‡ Must specify Cylinder Type and Handing

† If using GD/BD Cylinder and Lever preparation, use part number 23599053

CO-100-MS Keypad Only, Interior



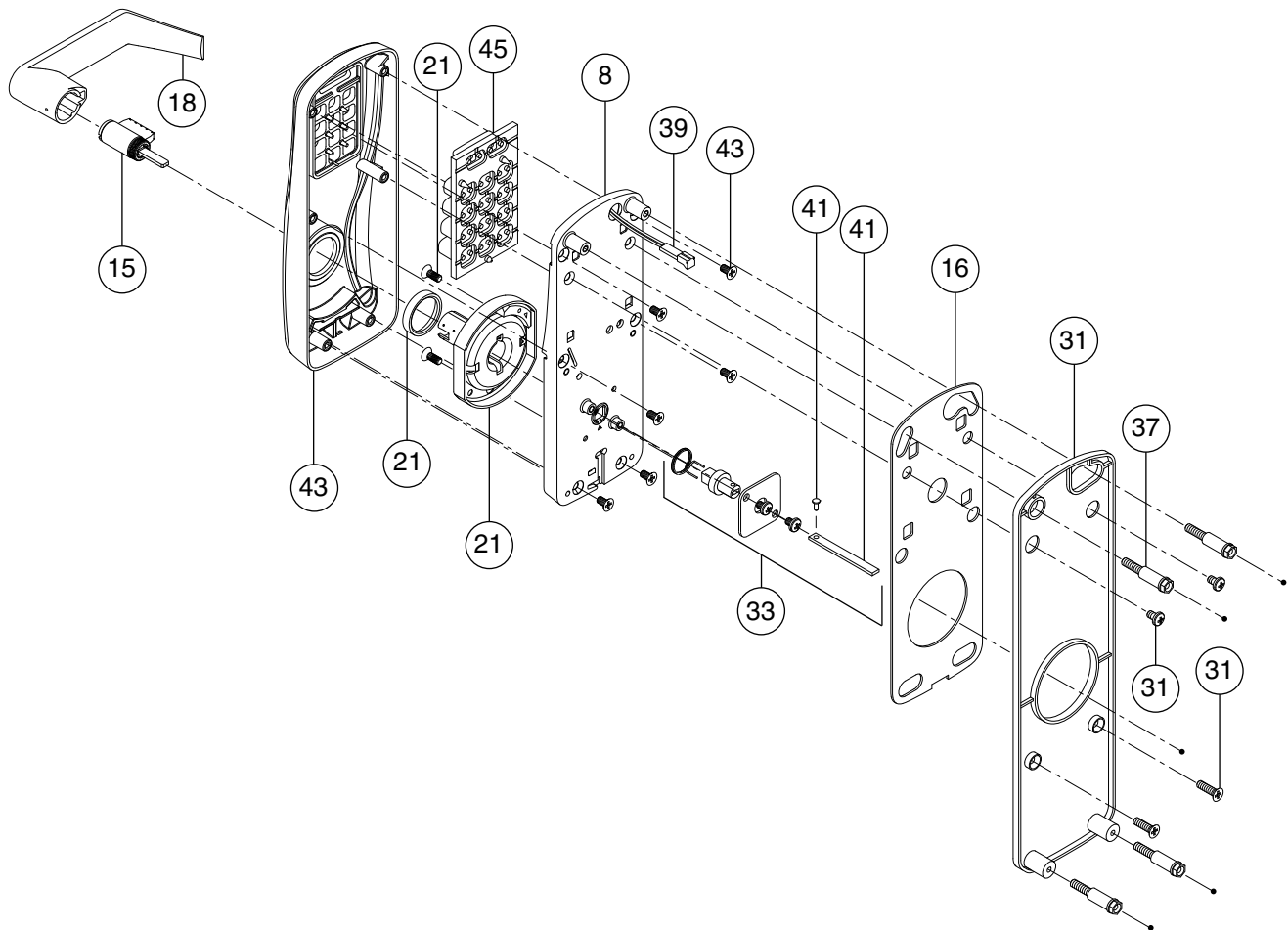
No.	Description		Part no.
1	4AA Battery Holder & Cover Kit *	4AA Battery Holder	4B-CM
		4AA Battery Strap	
		Screws, Battery Strap (2)	
		4AA Battery Cover	
		Screw, Battery Cover (1)	
4	Escutcheon, without IPB *	Escutcheon, Inside	23599327
		Screws, Escutcheon	
	Escutcheon, with IPB	Escutcheon, Inside	23599335
		Screws, Escutcheon	
12	Batteries, AA		F206-488
17	Inside Mounting Plate Kit	Mounting Plate	23599244
		Screws, Mounting Plate (4)	
24	Lever, Inside *		03-030

No.	Description		Part no.
25	Spring Cage, Inside	Spring Cage	23599210
		Screws, Spring Cage (2)	
35	Spindle ◇		See pg. 39
38	Spindle Spring		44484996
40	Rose, Inside *		03-042-RHO
42	Hub		23599228

* Must specify Finish

◇ This item only available as part of Door Thickness Kit

CO-100-993-R Keypad Only, Exterior



No.	Description		Part no.
8	Baseplate Subassembly, 993 ‡ ***		See pg. 38
15	Cylinder *		See pg. 48
16	Gasket Kit, Outside	Gasket, Baseplate	46929162
		Gasket, Reader	
18	Lever, Outside *		See pg. 43
21	Spring Cage, Outside	Spring Cage	See pg. 46
		Screws, Spring Cage	
		Gasket, O-Ring	
31	Mounting Plate, 993 *	Mounting Plate	46929220
		Screws, Mounting Plate (2)	
33	Spindle and Hub Kit, 993	Tailpiece	46929295
		Twisted Tailpiece	
		Clip, Tailpiece	
		Cover, Spindle, 993	
		Screw, Spindle Cover	
		Hub	
		Spring, Tailpiece, 993	

No.	Description		Part no.
37	Baseplate Stand-Offs ◇		See pg. 39
39	Wiring Harness	Classroom/Storeroom	23518392
41	Tailpiece Kit, 993	Tailpiece	46929303
		Clip, Tailpiece	
43	Escutcheon, Keypad Only, MS/MD/993 (with Screws) * †	CO-100	23599061
45	Keypad Membrane		44487247

* Must specify Finish

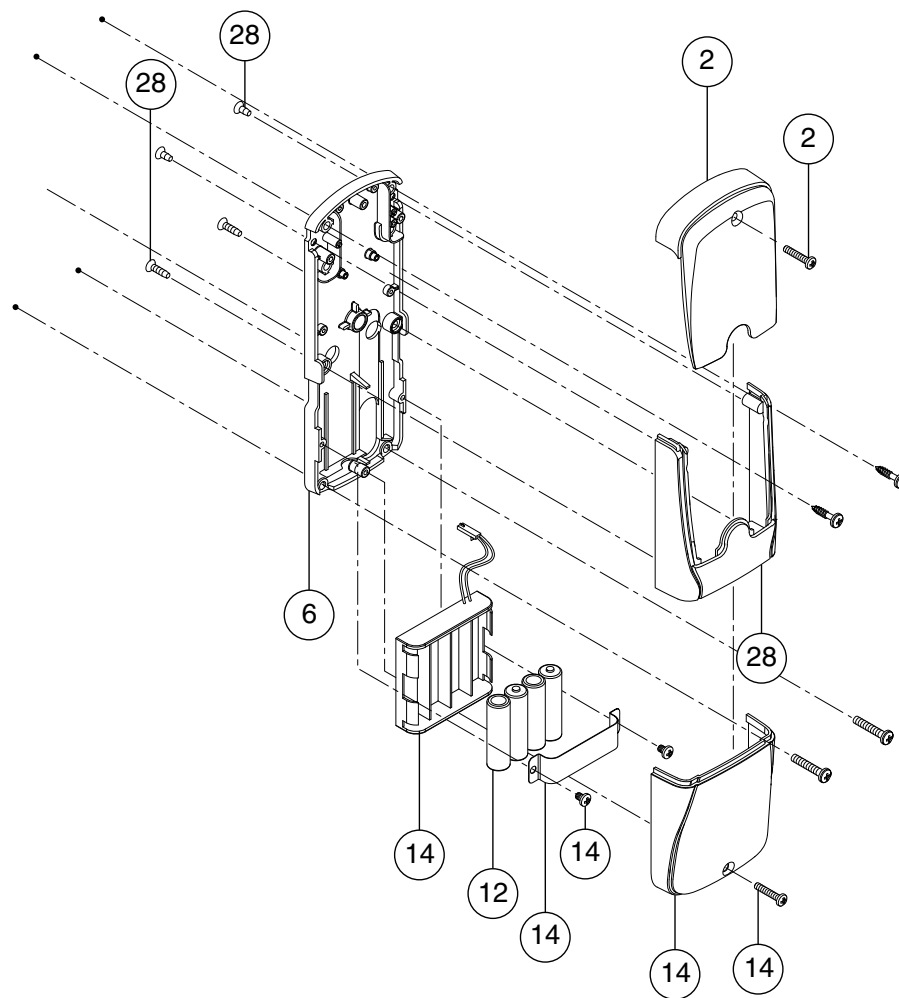
*** This item only available as part of Exterior Escutcheon Assembly

◇ This item only available as part of Door Thickness Kit

† If using GD/BD Cylinder and Lever preparation, use part number 23599053

‡ Must specify Cylinder Type and Handing

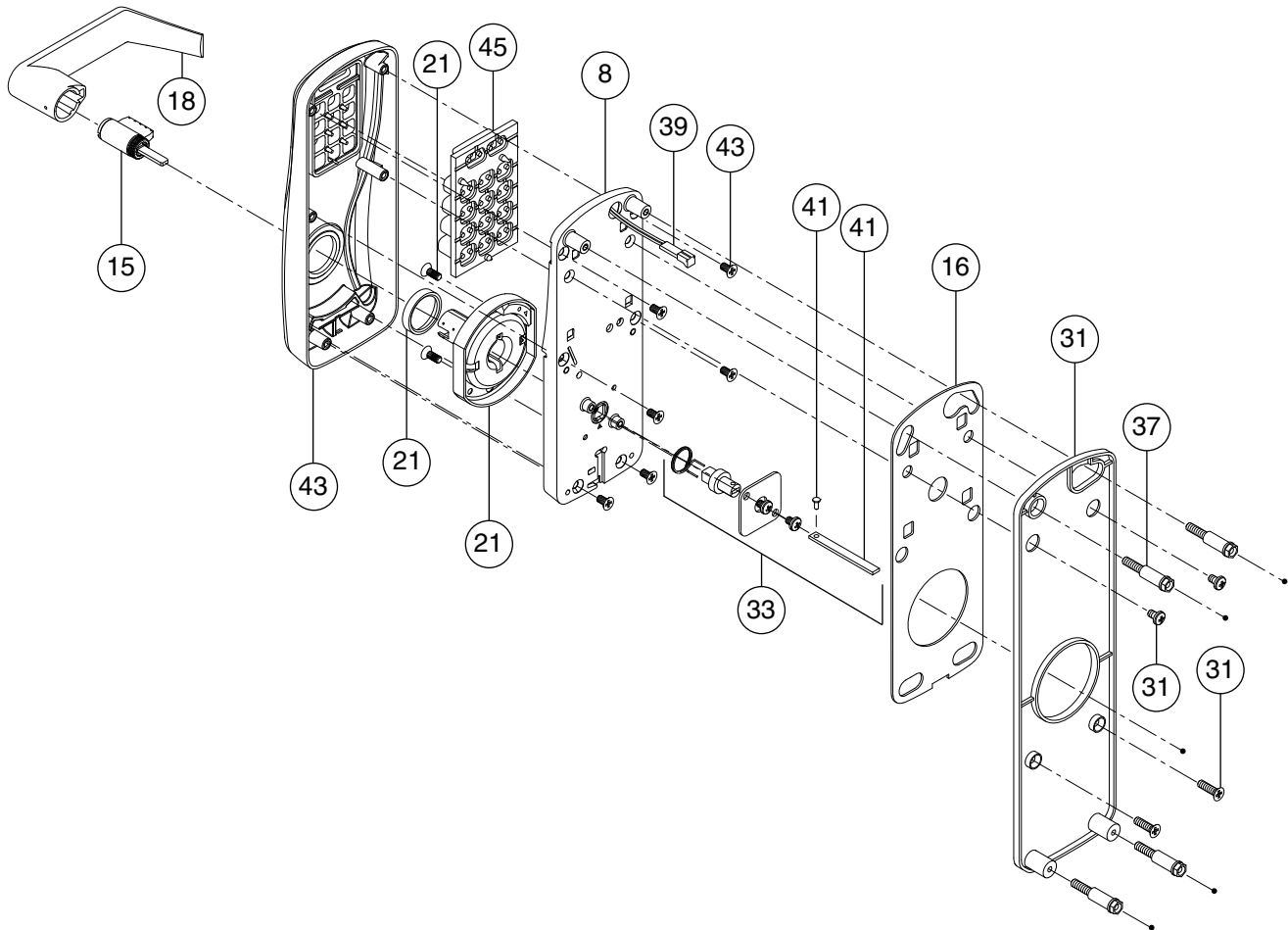
CO-100-993-R Keypad Only, Interior



No.	Description		Part no.
2	Cover *	Cover	COM200C
		Screw, Cover	
6	Baseplate Assembly, 993		23599251
12	Batteries, AA		F206-488
14	4AA Battery Holder & Cover Kit *	4AA Battery Holder	4B-E
		4AA Battery Strap	
		Screws, Battery Strap (2)	
		4AA Battery Cover	
		Screw, Battery Cover (1)	
28	Escutcheon, 993 *	Escutcheon	46929279
		Screws, Escutcheon	

* Must specify Finish

CO-100-993-S Keypad Only, Exterior



No.	Description		Part no.
8	Baseplate Subassembly, 993 † ***		See pg. 38
15	Cylinder*		See pg. 48
16	Gasket Kit, Outside	Gasket, Baseplate	46929162
		Gasket, Reader	
18	Lever, Outside *		See pg. 43
21	Spring Cage, Outside	Spring Cage	See pg. 46
		Screws, Spring Cage	
		Gasket, O-Ring	
31	Mounting Plate, 993*	Mounting Plate	46929220
		Screws, Mounting Plate (2)	
33	Spindle and Hub Kit, 993	Tailpiece	46929295
		Twisted Tailpiece	
		Clip, Tailpiece	
		Cover, Spindle, 993	
		Screw, Spindle Cover	
		Hub	
		Spring, Tailpiece, 993	

No.	Description		Part no.
37	Baseplate Stand-Offs ◇		See pg. 39
39	Wiring Harness	Classroom/Storeroom	23518392
41	Tailpiece Kit, 993	Tailpiece	46929303
		Clip, Tailpiece	
43	Escutcheon, Keypad Only, MS/MD/993 (with Screws) * †	CO-100	23599061
45	Keypad Membrane		44487247

* Must specify Finish

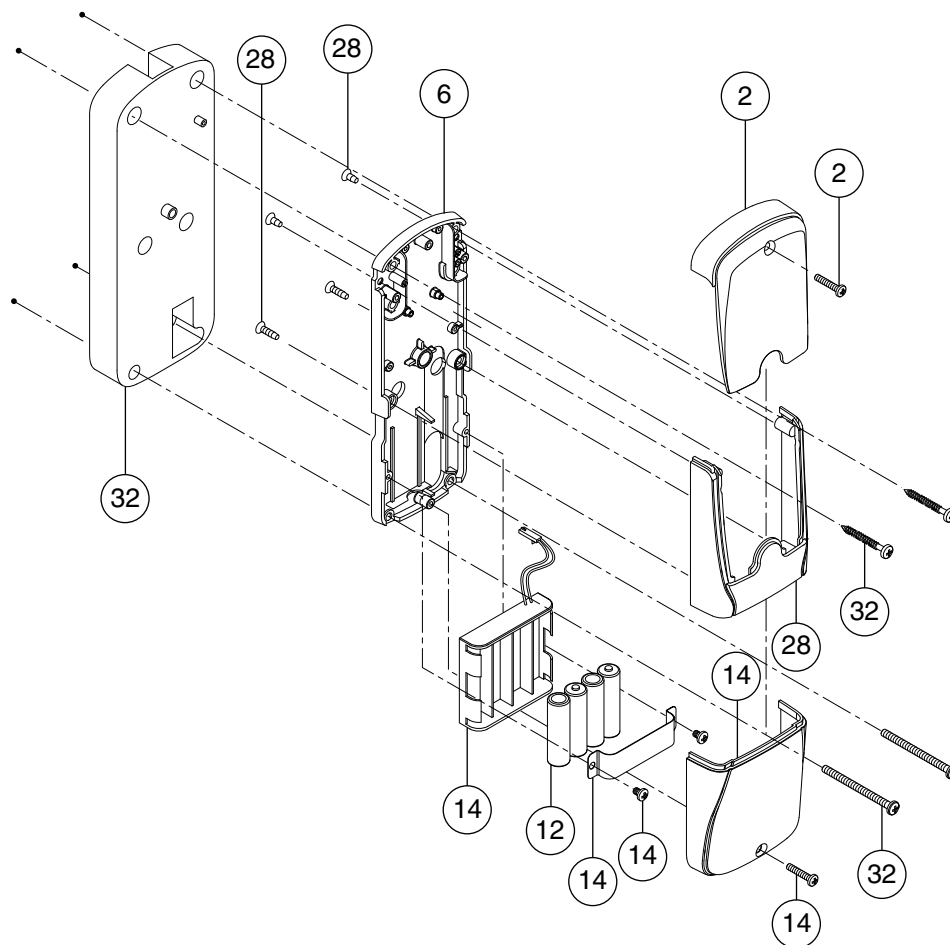
*** This item only available as part of Exterior Escutcheon Assembly

◇ This item only available as part of Door Thickness Kit

† If using GD/BD Cylinder and Lever preparation, use part number 23599053

‡ Must specify Cylinder Type and Handing

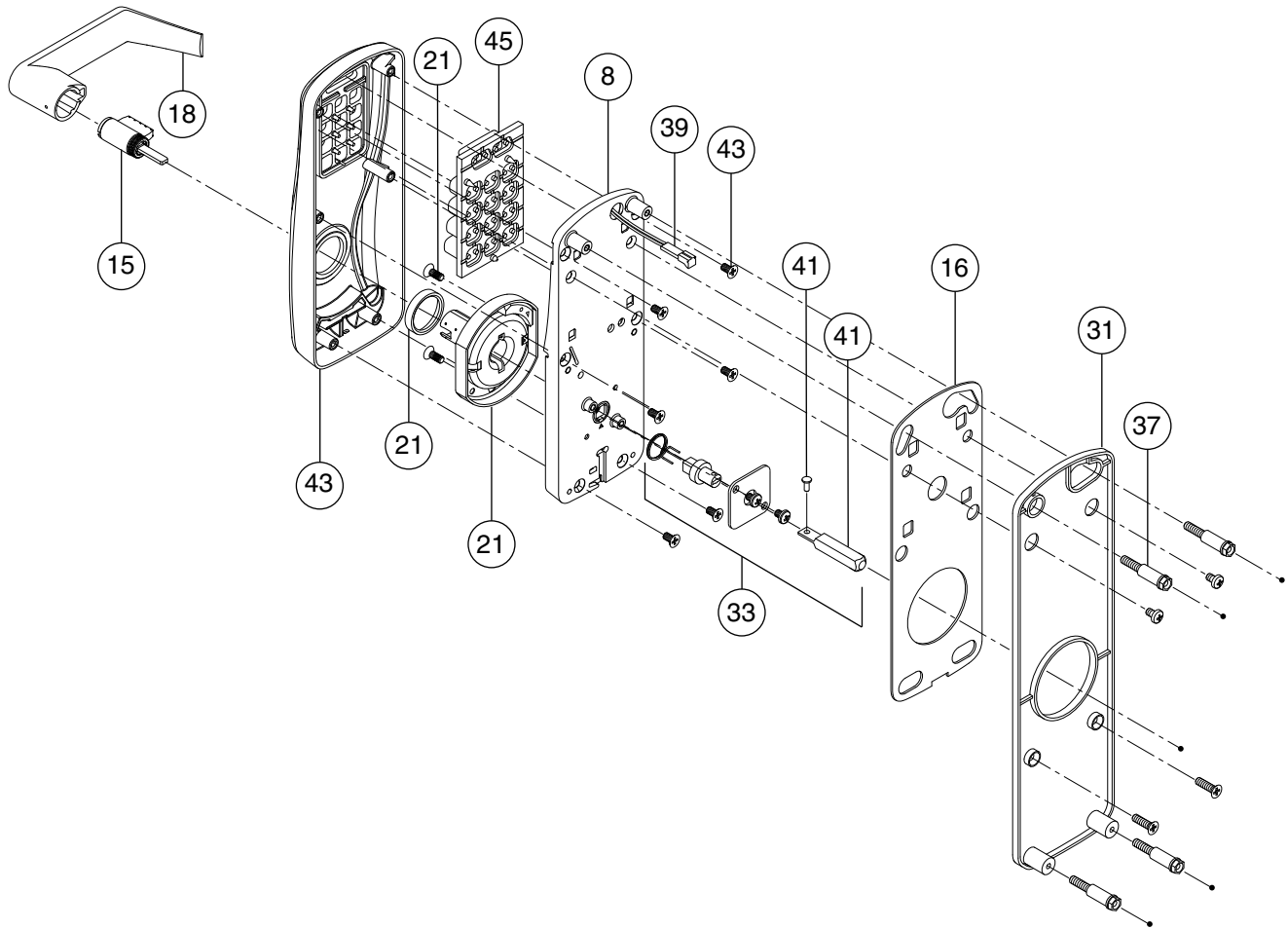
CO-100-993-S Keypad Only, Interior



No.	Description		Part no.
2*	Cover	Cover	COM200C
		Screw, Cover	
6	Baseplate Assembly, 993		23599251
12	Batteries, AA		F206-488
14*	4AA Battery Holder & Cover Kit	4AA Battery Holder	4B-E
		4AA Battery Strap	
		Screws, Battery Strap (2)	
		4AA Battery Cover	
		Screw, Battery Cover (1)	
28*	Escutcheon, 993	Escutcheon	46929279
		Screws, Escutcheon	
32	Baseplate Spacer, 993-S	Spacer	46929238
		Screws, Spacer	

* Must specify Finish

CO-100-993-M Keypad Only, Exterior



No.	Description		Part no.
8	Baseplate Subassembly, 993 ‡ ***		See pg. 38
15	Cylinder *		See pg. 48
16	Gasket Kit, Outside	Gasket, Baseplate	46929162
		Gasket, Reader	
18	Lever, Outside *		See pg. 43
21	Spring Cage, Outside	Spring Cage	See pg. 46
		Screws, Spring Cage	
		Gasket, O-Ring	
31	Mounting Plate, 993 *	Mounting Plate	46929220
		Screws, Mounting Plate (2)	

No.	Description		Part no.
33	Spindle and Hub Kit, 993	Tailpiece	46929295
		Clip, Tailpiece	
		Cover, Spindle, 993	
		Screw, Spindle Cover	
		Hub	
		Spring, Tailpiece, 993	
37	Baseplate Stand-Offs ◇		See pg. 39
39	Wiring Harness	Classroom/Storeroom	23518392
43	Escutcheon, Keypad Only, MS/MD/993 (with Screws) * †	CO-100	23599061
45	Keypad Membrane		44487247

* Must specify Finish

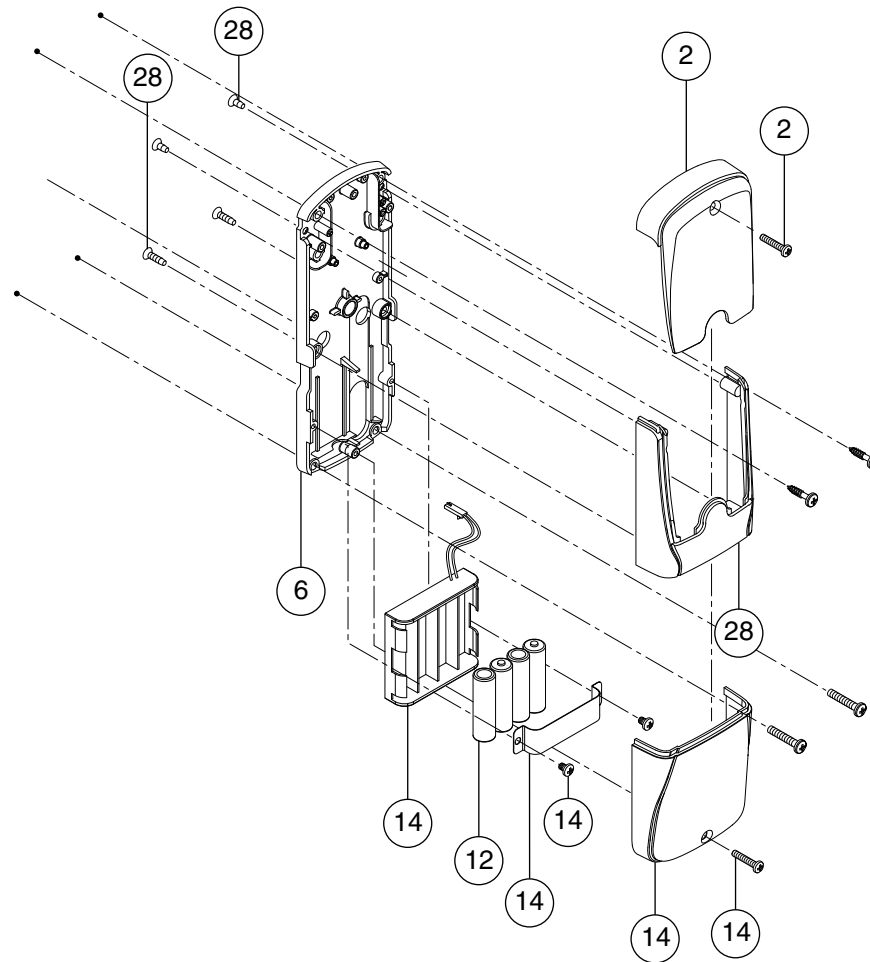
*** This item only available as part of Exterior Escutcheon Assembly

◇ This item only available as part of Door Thickness Kit

† If using GD/BD Cylinder and Lever preparation, use part number 23599053

‡ Must specify Cylinder Type and Handing

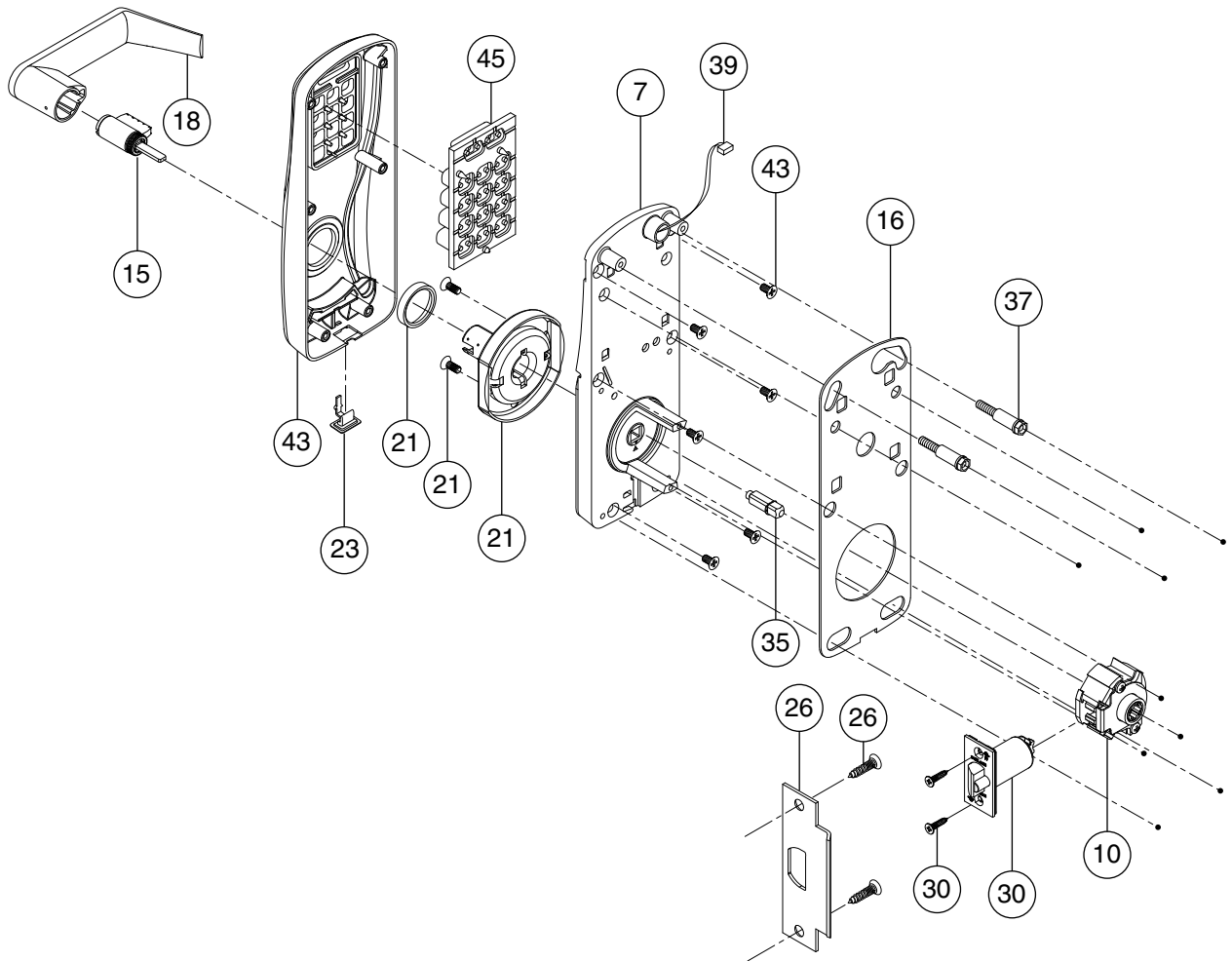
CO-100-993-M Keypad Only, Interior



No.	Description		Part no.
2*	Cover	Cover	COM200C
		Screw, Cover	
6	Baseplate Assembly, 993		23599251
12	Batteries, AA		F206-488
14*	4AA Battery Holder & Cover Kit	4AA Battery Holder	4B-E
		4AA Battery Strap	
		Screws, Battery Strap (2)	
		4AA Battery Cover	
		Screw, Battery Cover (1)	
28*	Escutcheon, 993	Escutcheon	46929279
		Screws, Escutcheon	

* Must specify Finish

CO-200-CY Keypad Only, Exterior



No.	Description		Part no.
7	Baseplate Subassembly, CY ‡ ***		See pg. 38
10	Latch Retractor		46928800
15	Cylinder *		See pg. 48
16	Gasket Kit, Outside	Gasket, Baseplate	46929154
		Gasket, Reader	
18	Lever, Outside *		See pg. 43
21	Spring Cage, Outside	Spring Cage	See pg. 46
		Screws, Spring Cage	
		Gasket, O-Ring	
23	USB Cover (10 pcs.) **		46928719
26	Strike, CY/MS/MD *	Strike	See pg. 42
		Screws, Strike	

No.	Description		Part no.
30	Latch, CY *	Latch,	See pg. 49
		Screws, Latch	
35	Spindle ◇		See pg. 39
37	Baseplate Stand-Offs ◇		See pg. 39
39	Wiring Harness	Classroom/Storeroom	23518392
		Office/Privacy	23518384
43	Escutcheon, Keypad Only, CY (with Screws) *	CO-200	23599079
45	Keypad Membrane		44487247

* Must specify Finish

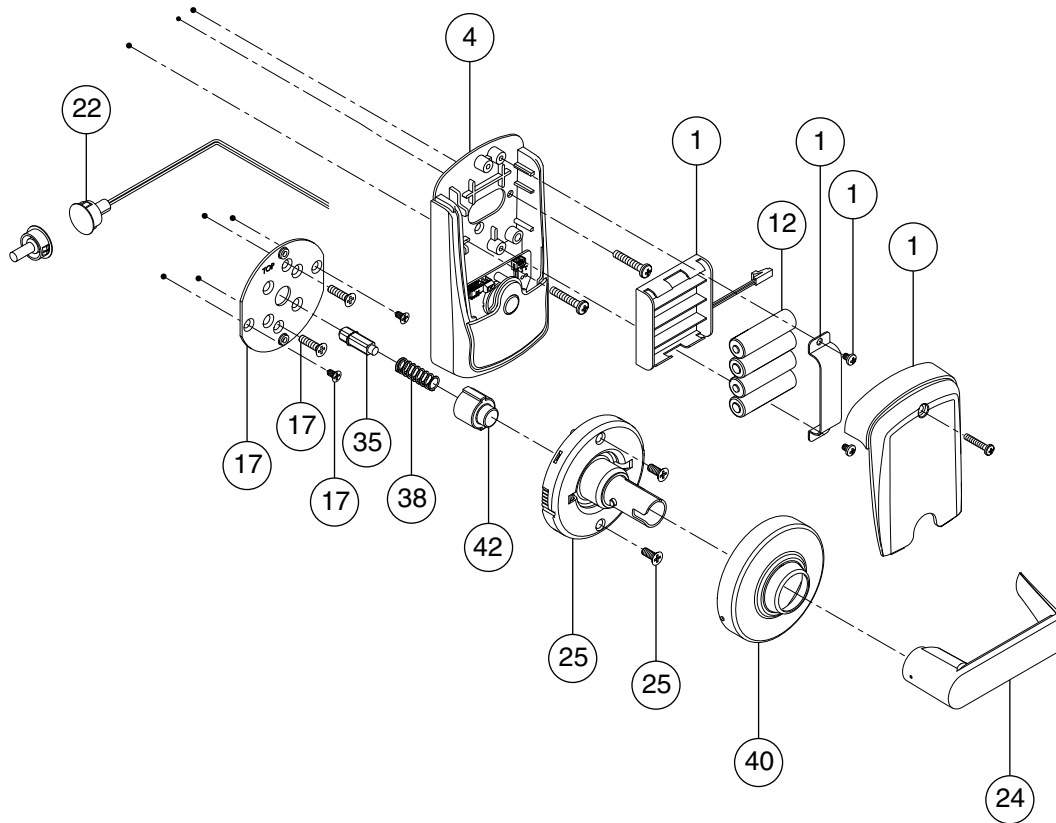
** For CO-200 Only

*** This item only available as part of Exterior Escutcheon Assembly

◇ This item only available as part of Door Thickness Kit

‡ Must specify Cylinder Type and Handing

CO-200-CY Keypad Only, Interior



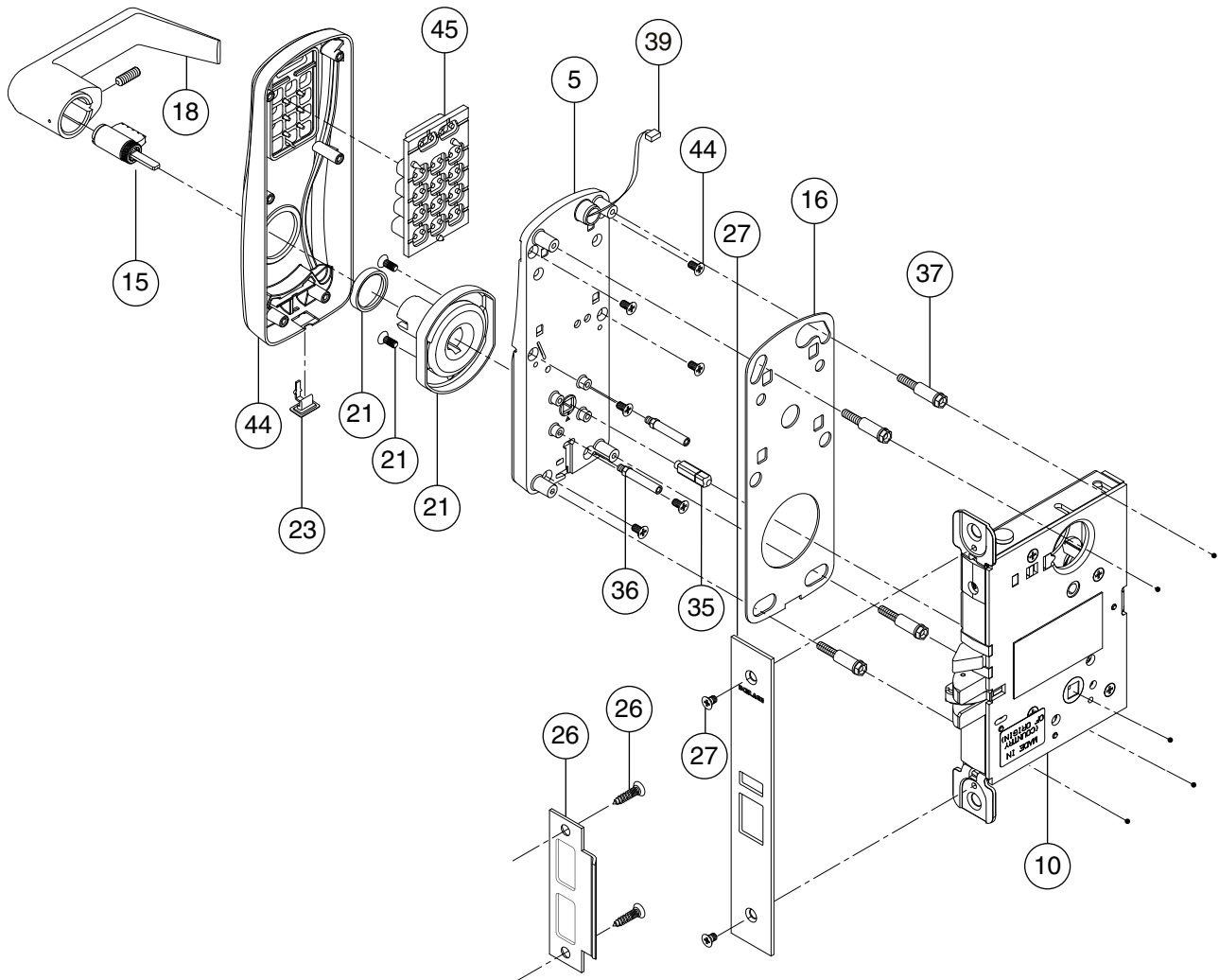
No.	Description		Part no.
1	4AA Battery Holder & Cover Kit *	4AA Battery Holder	4B-CM
		4AA Battery Strap	
		Screws, Battery Strap (2)	
		4AA Battery Cover	
		Screw, Battery Cover (1)	
4	Escutcheon, without IPB *	Escutcheon, Inside	23599327
		Screws, Escutcheon	
	Escutcheon, with IPB	Escutcheon, Inside	23599335
		Screws, Escutcheon	
12	Batteries, AA		F206-488
17	Inside Mounting Plate Kit	Mounting Plate	23599244
		Screws, Mounting Plate (4)	

No.	Description		Part no.
22	Door Position Switch		46929121
24	Lever, Inside *		03-030
25	Spring Cage, Inside	Spring Cage	23599210
		Screws, Spring Cage (2)	
35	Spindle ◇		See pg. 39
38	Spindle Spring		44484996
40	Rose, Inside *		03-042-RHO
42	Hub		23599228

* Must specify Finish

◇ This item only available as part of Door Thickness Kit

CO-200-MS Keypad Only, Exterior



No.	Description		Part no.
5	Baseplate Subassembly, MS ‡ ***		See pg. 38
10	Lock Case, Narrow, 1 1/16" wide		46928818
	Lock Case, 1 1/4" wide		46928826
15	Cylinder *		See pg. 48
16	Gasket Kit, Outside	Gasket, Baseplate	46929162
		Gasket, Reader	
18	Lever, Outside *		See pg. 43
21	Spring Cage, Outside	Spring Cage	See pg. 46
		Screws, Spring Cage	
		Gasket, O-Ring	
23	USB Cover (10 pcs.) **		46928719
26	Strike *	Strike	See pg. 42
		Screws, Strike	

No.	Description		Part no.
27	Armor Front, MS/MD *	Armor Front	See pg. 42
		Screws, Armor Front	
35	Spindle ◇		See pg. 39
36	Stand-Offs, MS/MD ◇		See pg. 39
37	Baseplate Stand-Offs ◇		See pg. 39
39	Wiring Harness	Classroom/Storeroom	23518392
		Office/Privacy	23518384
44	Escutcheon, Keypad Only, MS/MD/993 (with Screws) * †	CO-200	23599087
45	Keypad Membrane		44487247

* Must specify Finish

** For CO-200 Only

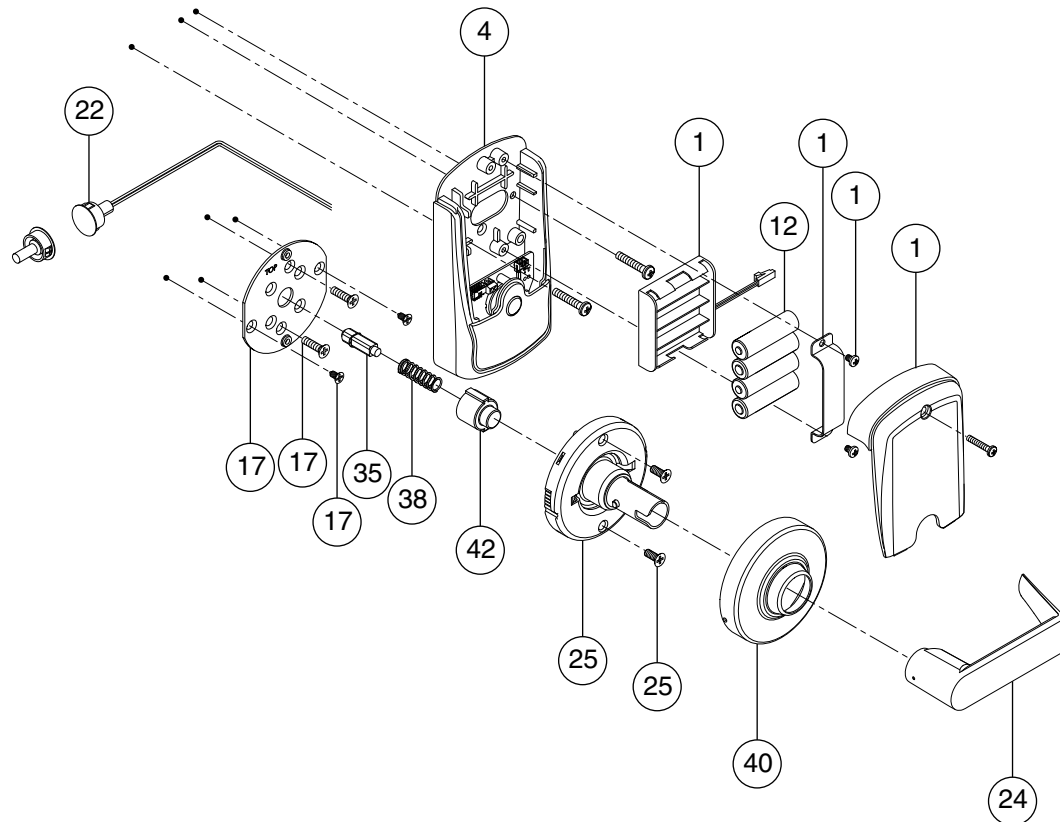
*** This item only available as part of Exterior Escutcheon Assembly

◇ This item only available as part of Door Thickness Kit

† If using GD/BD Cylinder and Lever preparation, use part number 23599079

‡ Must specify Cylinder Type and Handing

CO-200-MS Keypad Only, Interior



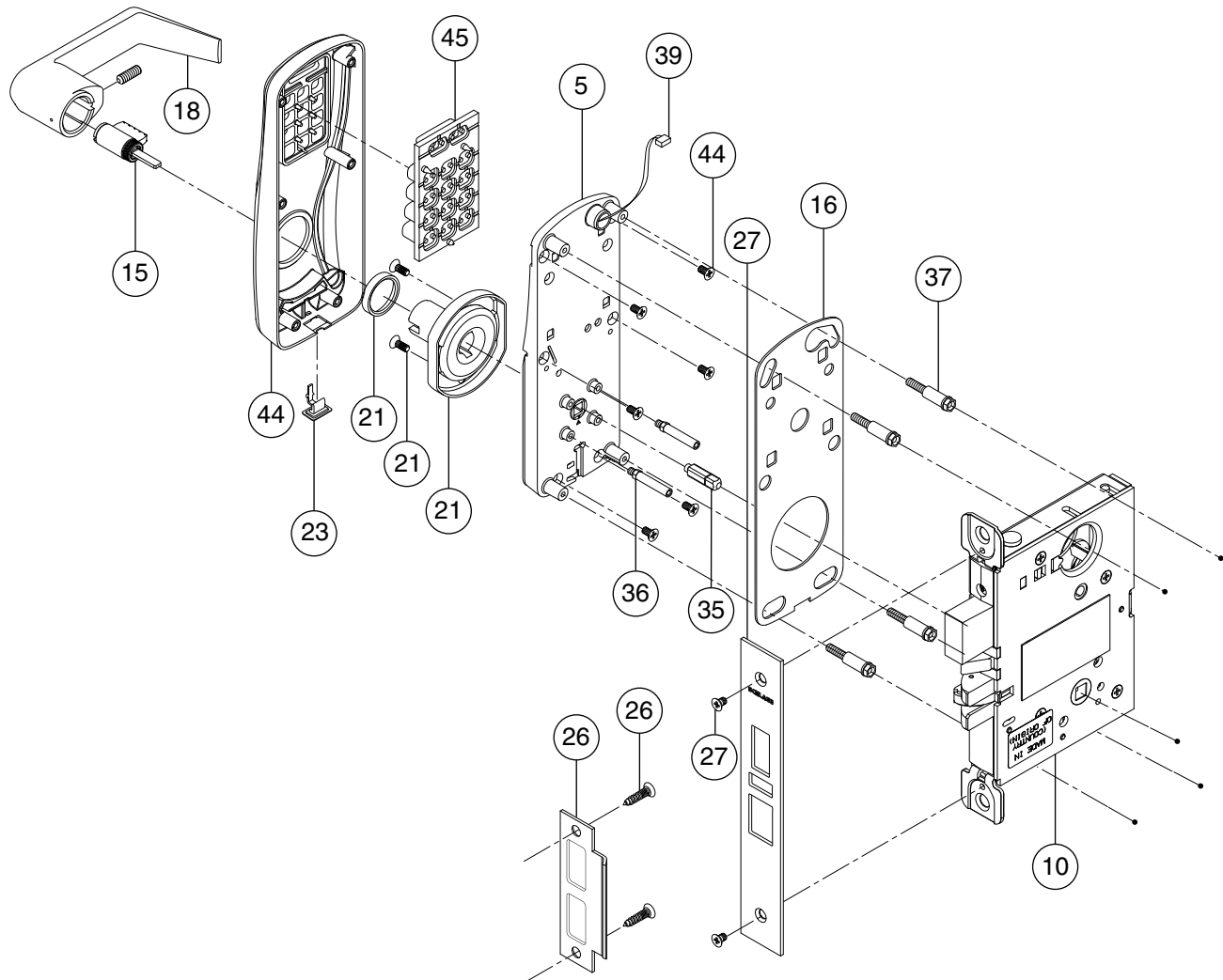
No.	Description		Part no.
1	4AA Battery Holder & Cover Kit*	4AA Battery Holder	4B-CM
		4AA Battery Strap	
		Screws, Battery Strap (2)	
		4AA Battery Cover	
		Screw, Battery Cover (1)	
4	Escutcheon, without IPB*	Escutcheon, Inside	23599327
		Screws, Escutcheon	
	Escutcheon, with IPB*	Escutcheon, Inside	23599335
		Screws, Escutcheon	
12	Batteries, AA		F206-488
17	Inside Mounting Plate Kit	Mounting Plate	23599244
		Screws, Mounting Plate (4)	
22	Door Position Switch		46929121
24	Lever, Inside*		03-030

No.	Description		Part no.
25	Spring Cage, Inside	Spring Cage	23599210
		Screws, Spring Cage (2)	
35	Spindle \diamond		See pg. 39
38	Spindle Spring		44484996
40	Rose, Inside*		03-042-RHO
42	Hub		23599228

* Must specify Finish

\diamond This item only available as part of Door Thickness Kit

CO-200-MD Keypad Only, Exterior



No.	Description		Part no.
5	Baseplate Subassembly, MS ‡ ***		See pg. 38
10	Lock Case, Narrow, 1½" wide		46928834
	Lock Case, 1¼" wide		46928842
15	Cylinder *		See pg. 48
16	Gasket Kit, Outside	Gasket, Baseplate	46929162
		Gasket, Reader	
18	Lever, Outside *		See pg. 43
21	Spring Cage, Outside	Spring Cage	See pg. 46
		Screws, Spring Cage	
		Gasket, O-Ring	
23	USB Cover (10 pcs.) **		46928719
26	Strike *	Strike	See pg. 42
		Screws, Strike	

No.	Description		Part no.
27	Armor Front, MS/MD *	Armor Front	See pg. 42
		Screws, Armor Front	
35	Spindle ◇		See pg. 39
36	Stand-Offs, MS/MD ◇		See pg. 39
37	Baseplate Stand-Offs ◇		See pg. 39
39	Wiring Harness	Classroom/Storeroom	23518392
		Office/Privacy	23518384
44	Escutcheon, Keypad Only, MS/MD (with Screws) * †	CO-200	23599087
45	Keypad Membrane		44487247

* Must specify Finish

** For CO-200 Only

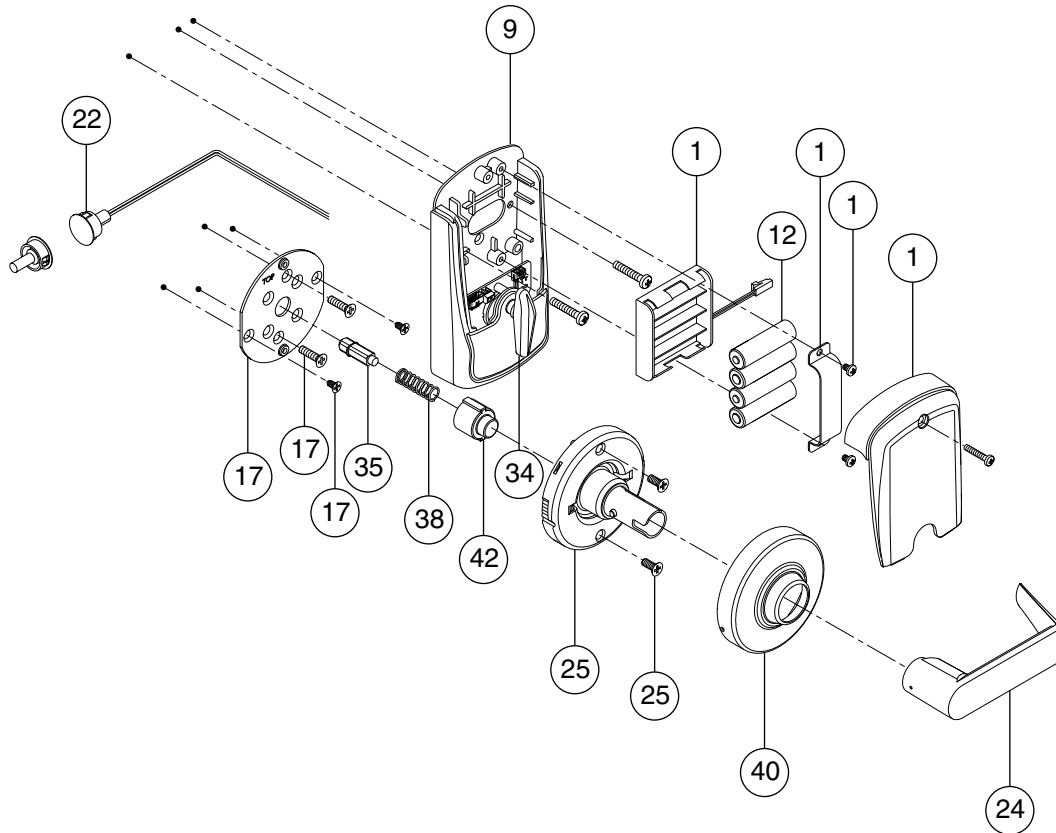
*** This item only available as part of Exterior Escutcheon Assembly

◇ This item only available as part of Door Thickness Kit

† If using GD/BD Cylinder and Lever preparation, use part number 23599079

‡ Must specify Cylinder Type and Handing

CO-200-MD Keypad Only, Interior



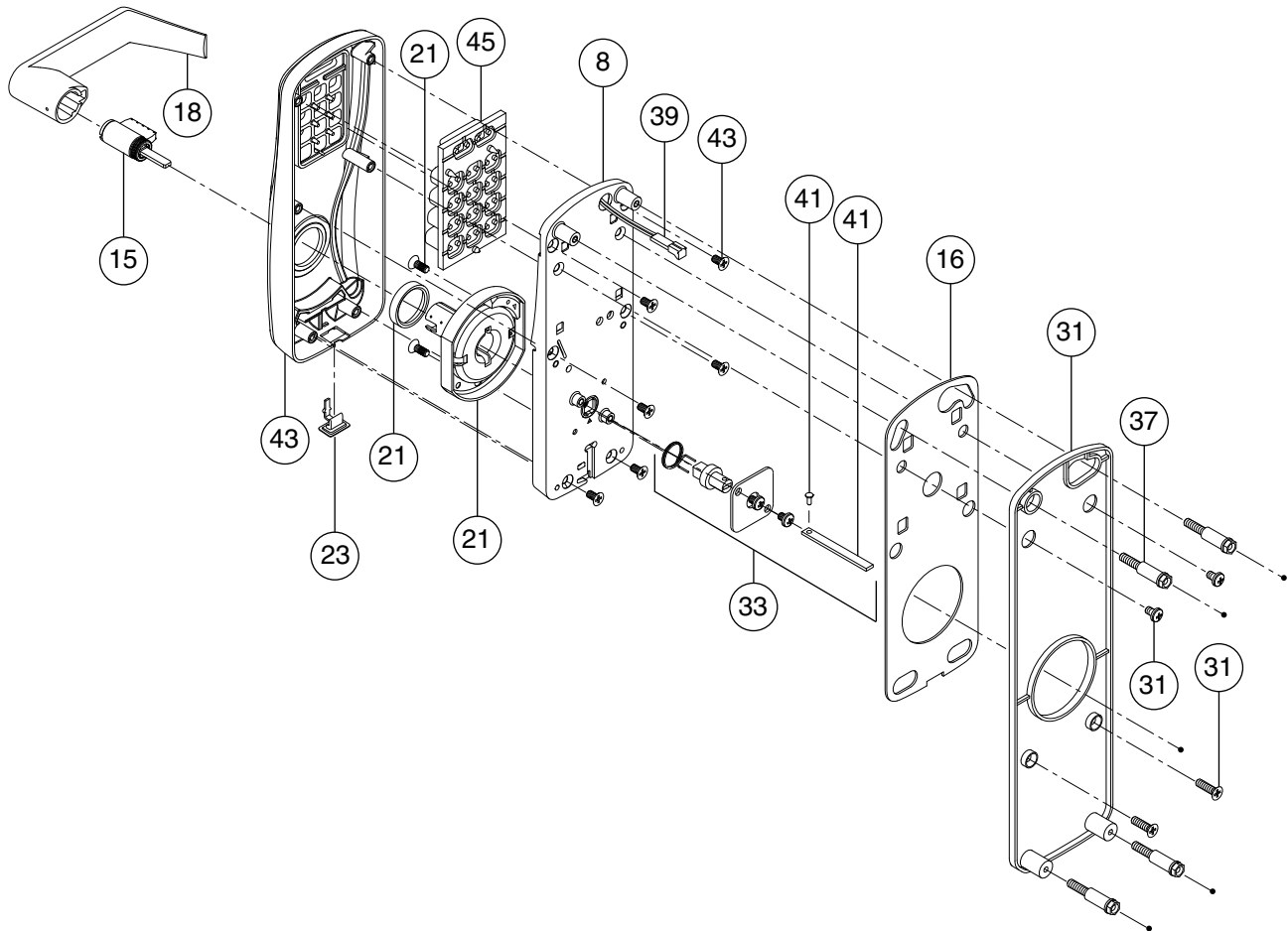
No.	Description		Part no.
1	4AA Battery Holder & Cover Kit *	4AA Battery Holder	4B-CM
		4AA Battery Strap	
		Screws, Battery Strap (2)	
		4AA Battery Cover	
		Screw, Battery Cover (1)	
9	Escutcheon, without IPB *	Escutcheon, Inside	23599327
		Screws, Escutcheon	
	Escutcheon, with IPB *	Escutcheon, Inside	23599335
		Screws, Escutcheon	
12	Batteries, AA		F206-488
17	Inside Mounting Plate Kit	Mounting Plate	23599244
		Screws, Mounting Plate (4)	
22	Door Position Switch		46929121
24	Lever, Inside *		03-030

No.	Description		Part no.
25	Spring Cage, Inside	Spring Cage	23599210
		Screws, Spring Cage (2)	
34	Thumbturn, MD		46929113
35	Spindle ◇		See pg. 39
38	Spindle Spring		44484996
40	Rose, Inside *		03-042-RHO
42	Hub		23599228

* Must specify Finish

◇ This item only available as part of Door Thickness Kit

CO-200-993-R Keypad Only, Exterior



No.	Description		Part no.
8	Baseplate Subassembly, 993 ‡ ***		See pg. 38
15	Cylinder *		See pg. 48
16	Gasket Kit, Outside	Gasket, Baseplate	46929162
		Gasket, Reader	
18	Lever, Outside *		See pg. 43
21	Spring Cage, Outside	Spring Cage	See pg. 46
		Screws, Spring Cage	
		Gasket, O-Ring	
23	USB Cover (10 pcs.) **		46928719
31	Mounting Plate, 993 *	Mounting Plate	46929220
		Screws, Mounting Plate (2)	
33	Spindle and Hub Kit, 993	Tailpiece	46929295
		Twisted Tailpiece	
		Clip, Tailpiece	
		Cover, Spindle, 993	
		Screw, Spindle Cover	
		Hub	
		Spring, Tailpiece, 993	

No.	Description		Part no.
37	Baseplate Stand-Offs ◇		See pg. 39
39	Wiring Harness	Classroom/Storeroom	23518392
41	Tailpiece Kit, 993	Tailpiece	46929303
		Clip, Tailpiece	
43	Escutcheon, Keypad Only, MS/MD/993 (with Screws) * †	CO-200	23599087
45	Keypad Membrane		44487247

* Must specify Finish

** For CO-200 Only

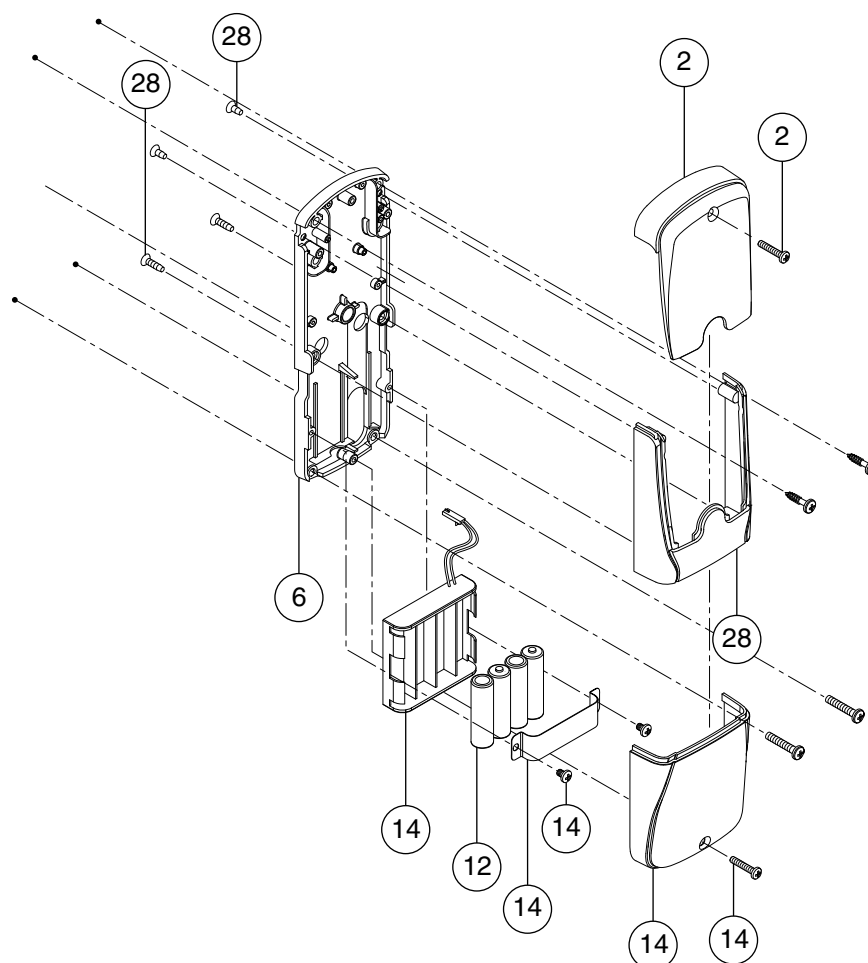
*** This item only available as part of Exterior Escutcheon Assembly

◇ This item only available as part of Door Thickness Kit

† If using GD/BD Cylinder and Lever preparation, use part number 23599079

‡ Must specify Cylinder Type and Handing

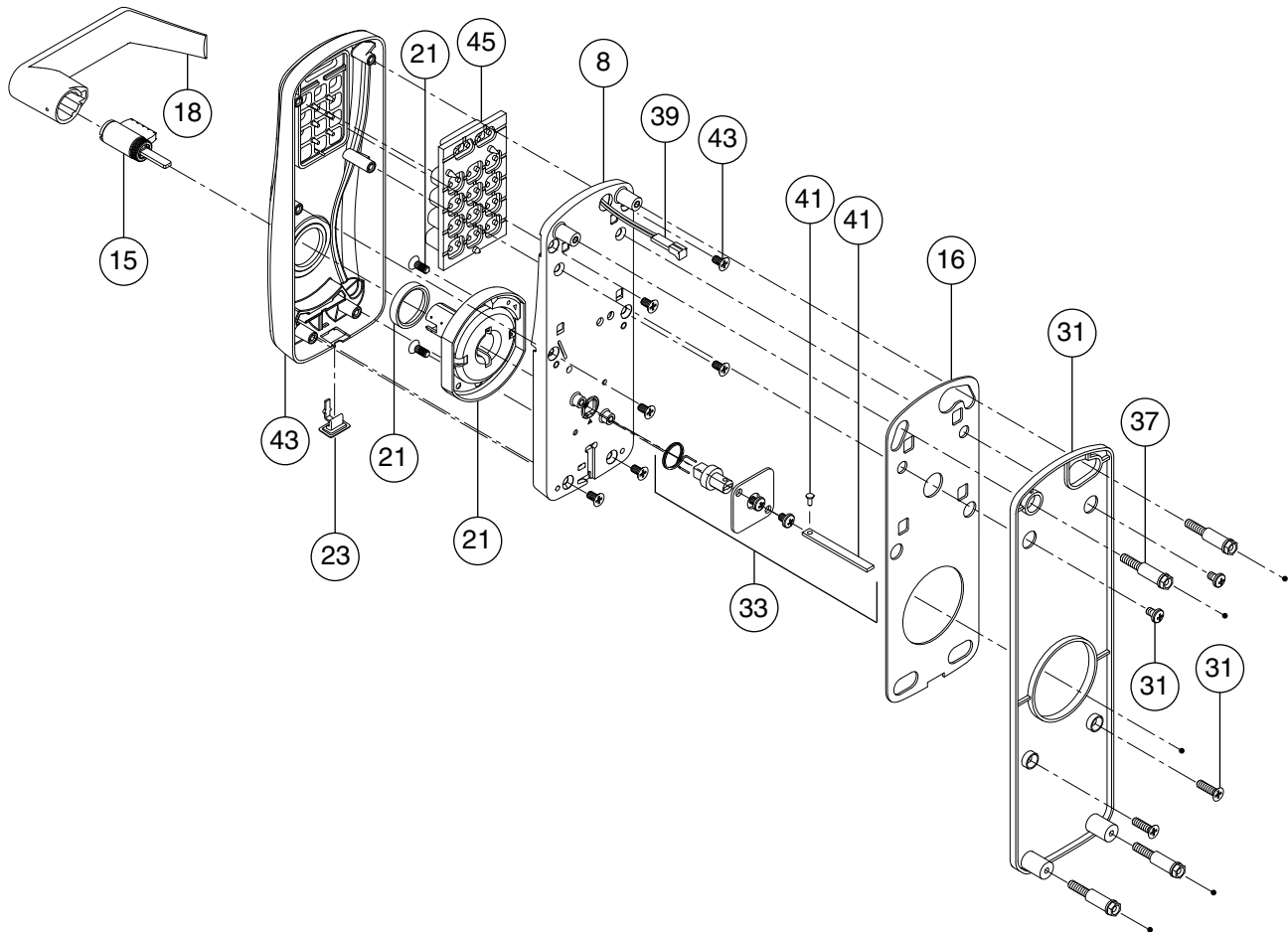
CO-200-993-R Keypad Only, Interior



No.	Description		Part no.
2	Cover*	Cover	COM200C
		Screw, Cover	
6	Baseplate Assembly, 993		23599251
12	Batteries, AA		F206-488
14	4AA Battery Holder & Cover Kit *	4AA Battery Holder	4B-E
		4AA Battery Strap	
		Screws, Battery Strap (2)	
		4AA Battery Cover	
		Screw, Battery Cover (1)	
28	Escutcheon, 993 *	Escutcheon	46929279
		Screws, Escutcheon	

* Must specify Finish

CO-200-993-S Keypad Only, Exterior



No.	Description		Part no.
8	Baseplate Subassembly, 993 ‡ ***		See pg. 38
15	Cylinder *		See pg. 48
16	Gasket Kit, Outside	Gasket, Baseplate	46929162
		Gasket, Reader	
18	Lever, Outside *		See pg. 43
21	Spring Cage, Outside	Spring Cage	See pg. 46
		Screws, Spring Cage	
		Gasket, O-Ring	
23	USB Cover (10 pcs.) **		46928719
31	Mounting Plate, 993 *	Mounting Plate	46929220
		Screws, Mounting Plate (2)	
33	Spindle and Hub Kit, 993	Tailpiece	46929295
		Twisted Tailpiece	
		Clip, Tailpiece	
		Cover, Spindle, 993	
		Screw, Spindle Cover	
		Hub	
		Spring, Tailpiece, 993	

No.	Description		Part no.
37	Baseplate Stand-Offs ◇		See pg. 39
39	Wiring Harness	Classroom/Storeroom	23518392
41	Tailpiece Kit, 993	Tailpiece	46929303
		Clip, Tailpiece	
43	Escutcheon, Keypad Only, MS/MD/993 (with Screws) * †	CO-200	23599087
45	Keypad Membrane		44487247

* Must specify Finish

** For CO-200 Only

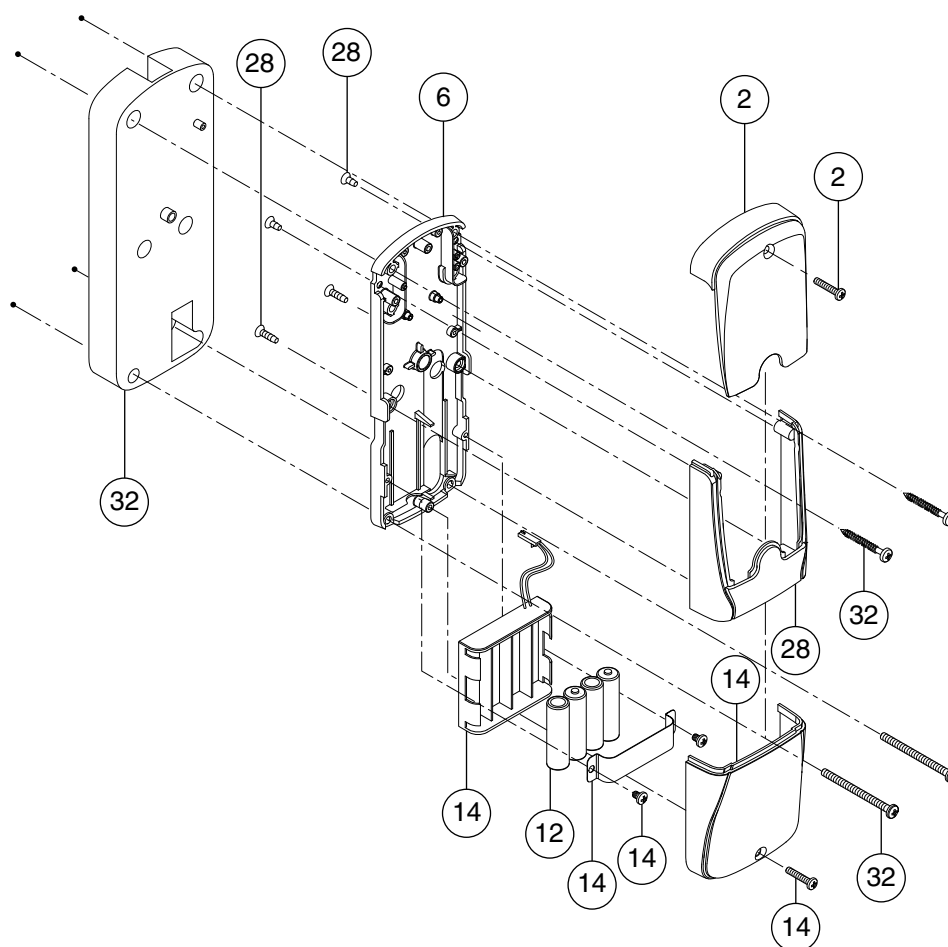
*** This item only available as part of Exterior Escutcheon Assembly

◇ This item only available as part of Door Thickness Kit

† If using GD/BD Cylinder and Lever preparation, use part number 23599079

‡ Must specify Cylinder Type and Handing

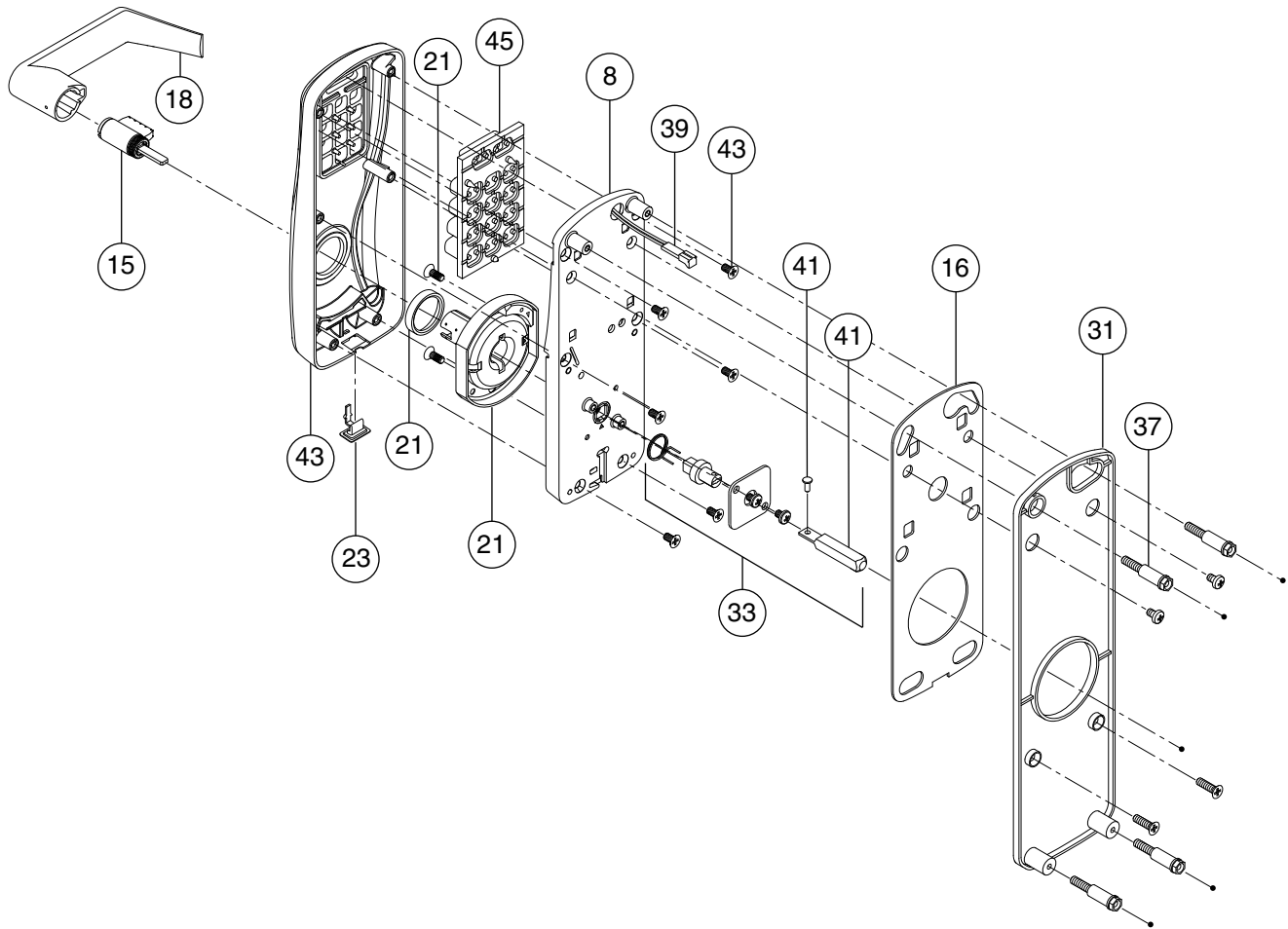
CO-200-993-S Keypad Only, Interior



No.	Description		Part no.
2	Cover*	Cover	COM200C
		Screw, Cover	
6	Baseplate Assembly, 993		23599251
12	Batteries, AA		F206-488
14	4AA Battery Holder & Cover Kit *	4AA Battery Holder	4B-E
		4AA Battery Strap	
		Screws, Battery Strap (2)	
		4AA Battery Cover	
		Screw, Battery Cover (1)	
28	Escutcheon, 993 *	Escutcheon	46929279
		Screws, Escutcheon	
32	Baseplate Spacer, 993-S	Spacer	46929238
		Screws, Spacer	

* Must specify Finish

CO-200-993-M Keypad Only, Exterior



No.	Description		Part no.
8	Baseplate Subassembly, 993 ‡ ***		See pg. 38
15	Cylinder *		See pg. 48
16	Gasket Kit, Outside	Gasket, Baseplate	46929162
		Gasket, Reader	
18	Lever, Outside *		See pg. 43
21	Spring Cage, Outside	Spring Cage	See pg. 46
		Screws, Spring Cage	
		Gasket, O-Ring	
23	USB Cover (10 pcs.) **		46928719
31	Mounting Plate, 993 *	Mounting Plate	46929220
		Screws, Mounting Plate (2)	

No.	Description		Part no.
33	Spindle and Hub Kit, 993	Tailpiece	46929295
		Clip, Tailpiece	
		Cover, Spindle, 993	
		Screw, Spindle Cover	
		Hub	
		Spring, Tailpiece, 993	
37	Baseplate Stand-Offs ◇		See pg. 39
39	Wiring Harness	Classroom/Storeroom	23518392
43	Escutcheon, Keypad Only, MS/MD/993 (with Screws) * †	CO-200	23599087
45	Keypad Membrane		44487247

* Must specify Finish

** For CO-200 Only

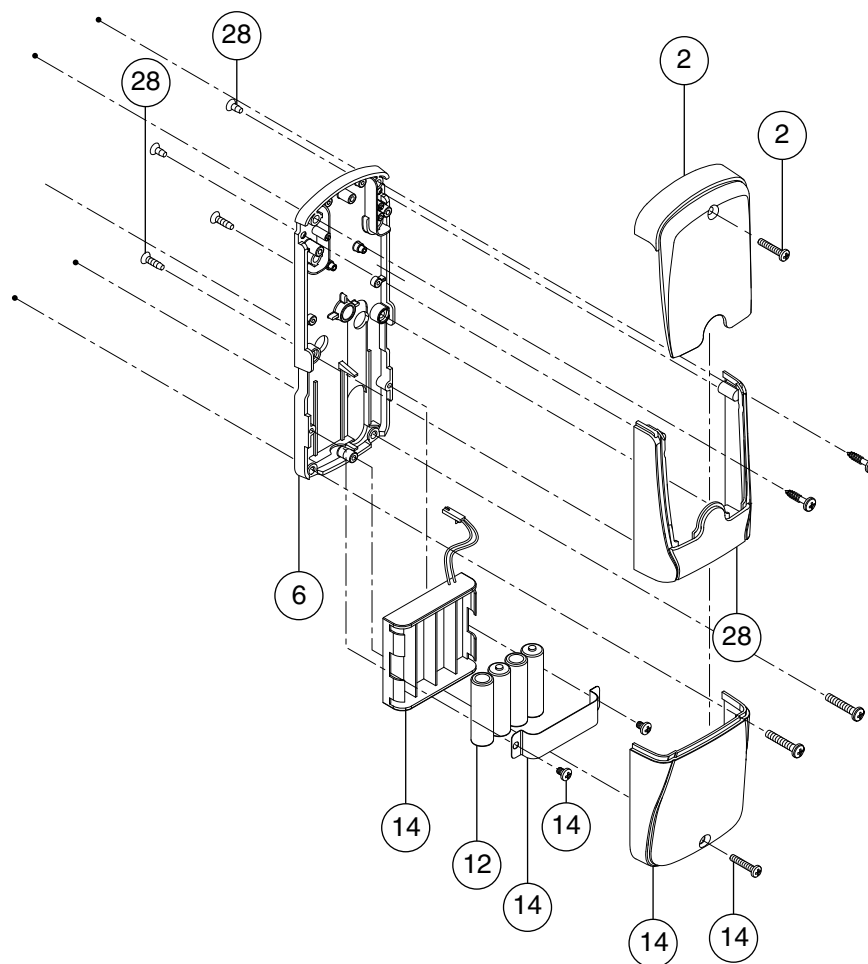
*** This item only available as part of Exterior Escutcheon Assembly

◇ This item only available as part of Door Thickness Kit

† If using GD/BD Cylinder and Lever preparation, use part number 23599079

‡ Must specify Cylinder Type and Handing

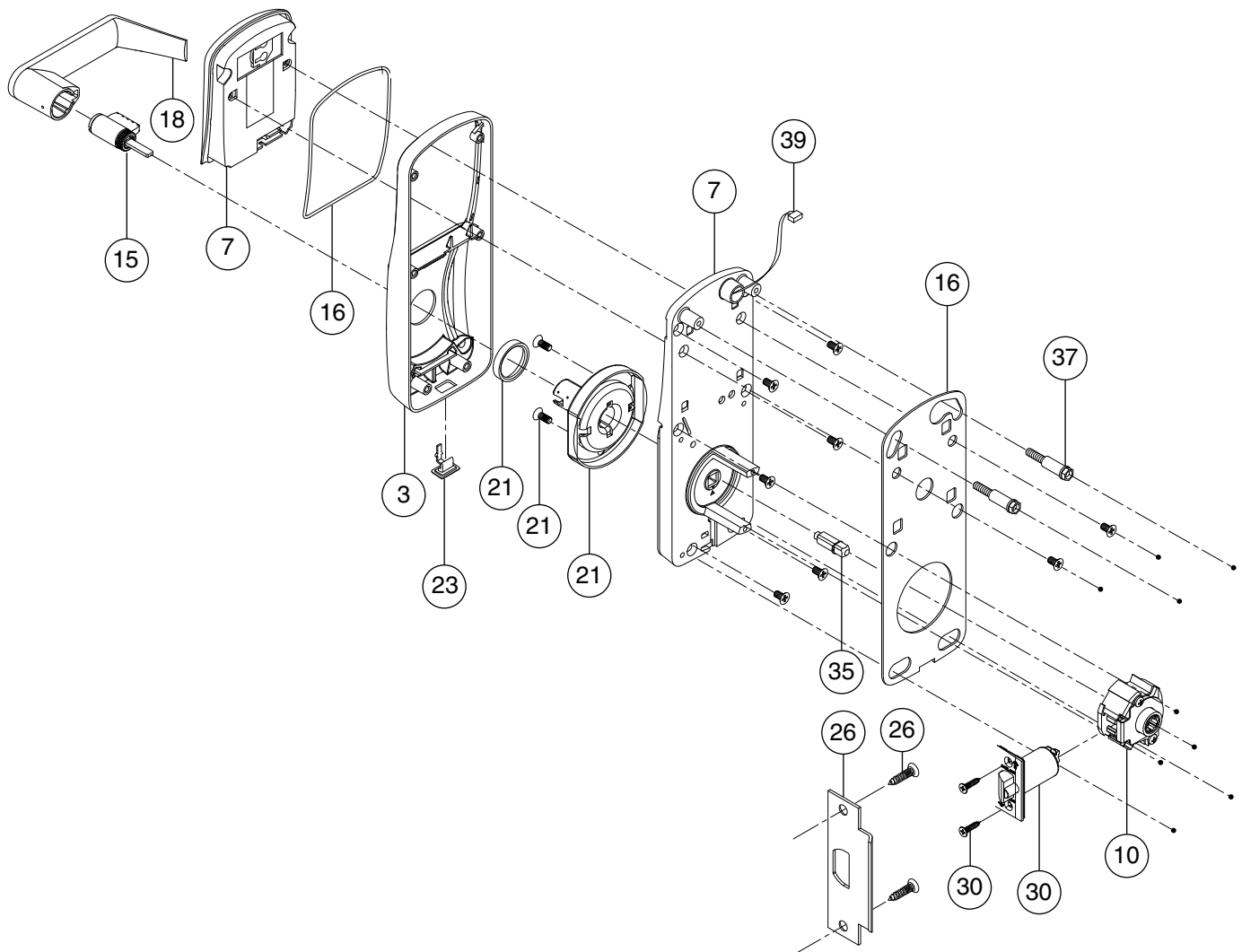
CO-200-993-M Keypad Only, Interior



No.	Description		Part no.
2	Cover *	Cover	COM200C
		Screw, Cover	
6	Baseplate Assembly, 993		23599251
12	Batteries, AA		F206-488
14	4AA Battery Holder & Cover Kit *	4AA Battery Holder	4B-E
		4AA Battery Strap	
		Screws, Battery Strap (2)	
		4AA Battery Cover	
		Screw, Battery Cover (1)	
28	Escutcheon, 993 *	Escutcheon	46929279
		Screws, Escutcheon	

* Must specify Finish

CO-200/250-CY, All Models Except Keypad Only, Exterior



CO-200 Shown Here

No.	Description		Part no.
3	Escutcheon CY *	Escutcheon	23599038
		Screws, Escutcheon	
7	Baseplate Subassembly & Reader Module, CY ‡ ***		See pg. 38
10	Latch Retractor		46928800
15	Cylinder *		See pg. 48
16	Gasket Kit, Outside	Gasket, Baseplate	46929154
		Gasket, Reader	
18	Lever, Outside *		See pg. 43
21	Spring Cage, Outside	Spring Cage	See pg. 46
		Screws, Spring Cage	
		Gasket, O-Ring	
23	USB Cover (10 pcs.) **		46928719

No.	Description		Part no.
26	Strike, CY/MS/MD *	Strike	See pg. 42
		Screws, Strike	
30	Latch, CY *	Latch,	See pg. 49
		Screws, Latch	
35	Spindle ◇		See pg. 39
37	Baseplate Stand-Offs ◇		See pg. 39
39	Wiring Harness	Classroom/Storeroom	23518392
		Office/Privacy	23518384

* Must specify Finish

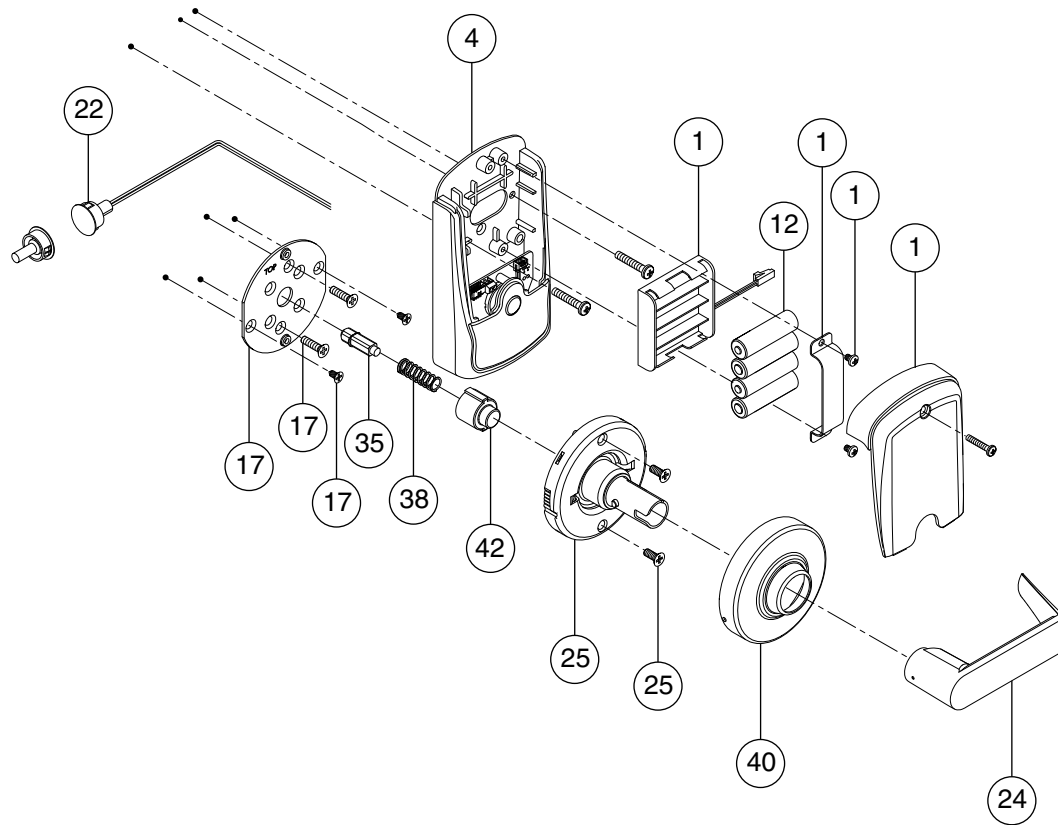
** For CO-200 Only

*** This item only available as part of Exterior Escutcheon Assembly

◇ This item only available as part of Door Thickness Kit

‡ Must specify Cylinder Type and Handing

CO-200/250-CY, All Models Except Keypad Only, Interior



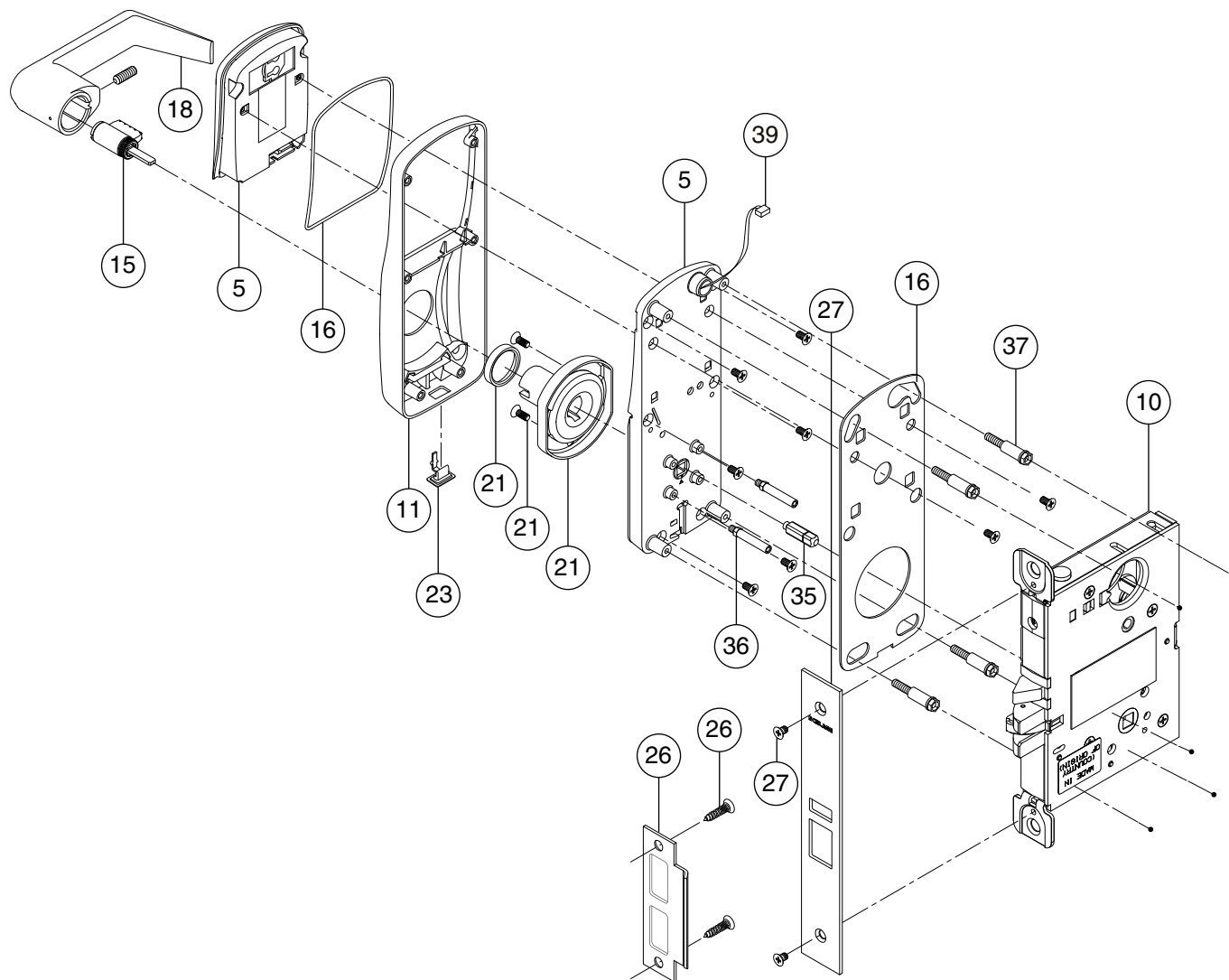
No.	Description		Part no.
1	4AA Battery Holder & Cover Kit *	4AA Battery Holder	4B-CM
		4AA Battery Strap	
		Screws, Battery Strap (2)	
		4AA Battery Cover	
		Screw, Battery Cover (1)	
4	Escutcheon, without IPB *	Escutcheon, Inside	23599327
		Screws, Escutcheon	
	Escutcheon, with IPB	Escutcheon, Inside	23599335
		Screws, Escutcheon	
12	Batteries, AA		F206-488
17	Inside Mounting Plate Kit	Mounting Plate	23599244
		Screws, Mounting Plate (4)	

No.	Description		Part no.
22	Door Position Switch		46929121
24	Lever, Inside *		03-030
25	Spring Cage, Inside	Spring Cage	23599210
		Screws, Spring Cage	
35	Spindle ◇		See pg. 39
38	Spindle Spring		44484996
40	Rose, Inside *		03-042-RHO
42	Hub		23599228

* Must specify Finish

◇ This item only available as part of Door Thickness Kit

CO-200/250-MS, All Models Except Keypad Only, Exterior



CO-200 Shown Here

No.	Description		Part no.
5	Baseplate Subassembly & Reader Module, MS ‡ ***		See pg. 38
10	Lock Case, Narrow, 1 1/16" wide		46928818
	Lock Case, 1 1/4" wide		46928826
11	Escutcheon, MS/MD/993 (with Screws) * †	Escutcheon	23599046
		Screws, Escutcheon	
15	Cylinder *		See pg. 48
16	Gasket Kit, Outside	Gasket, Baseplate	46929162
		Gasket, Reader	
18	Lever, Outside *		See pg. 43
21	Spring Cage, Outside	Spring Cage	See pg. 46
		Screws, Spring Cage	
		Gasket, O-Ring	
23	USB Cover (10 pcs.) **		46928719

No.	Description		Part no.
26	Strike *	Strike	See pg. 42
		Screws, Strike	
27	Armor Front, MS/MD *	Armor Front	See pg. 42
		Screws, Armor Front	
35	Spindle ◇		See pg. 39
36	Stand-Offs, MS/MD ◇		See pg. 39
37	Baseplate Stand-Offs ◇		See pg. 39
39	Wiring Harness	Classroom/Storeroom	23518392

* Must specify Finish

** For CO-200 Only

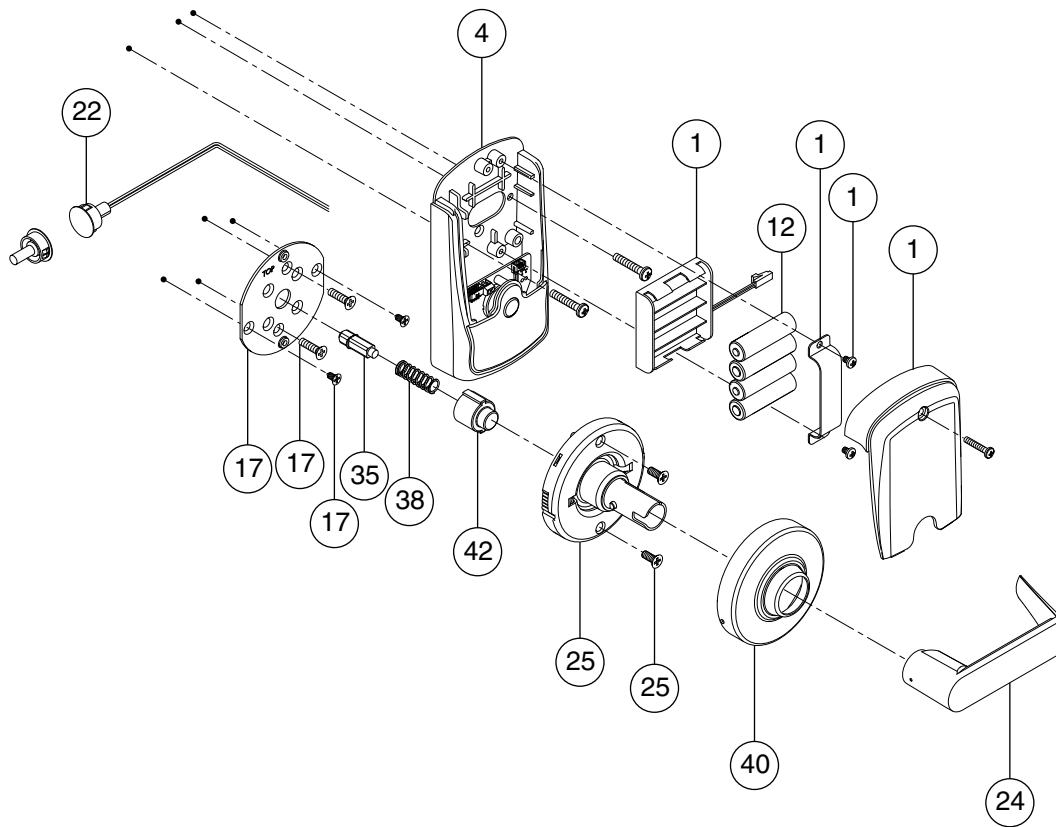
*** This item only available as part of Exterior Escutcheon Assembly

◇ This item only available as part of Door Thickness Kit

† If using GD/BD Cylinder and Lever preparation, use part number 23599038

‡ Must specify Cylinder Type and Handing

CO-200/250-MS, All Models Except Keypad Only, Interior



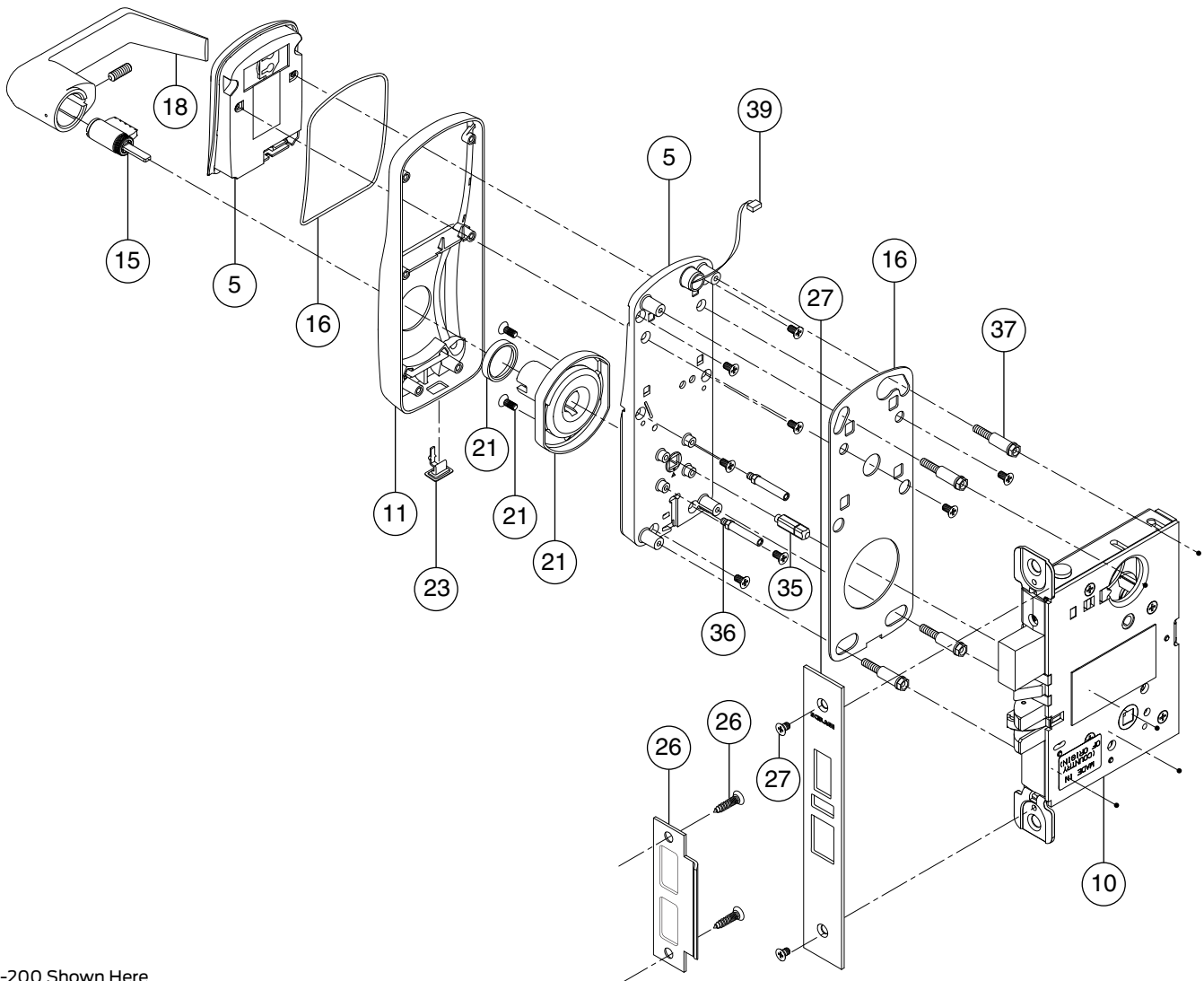
No.	Description		Part no.
1	4AA Battery Holder & Cover Kit *	4AA Battery Holder	4B-CM
		4AA Battery Strap	
		Screws, Battery Strap (2)	
		4AA Battery Cover	
		Screw, Battery Cover (1)	
4	Escutcheon, without IPB *	Escutcheon, Inside	23599327
		Screws, Escutcheon	
	Escutcheon, with IPB	Escutcheon, Inside	23599335
		Screws, Escutcheon	
12	Batteries, AA		F206-488
17	Inside Mounting Plate Kit	Mounting Plate	23599244
		Screws, Mounting Plate (4)	
22	Door Position Switch		46929121

No.	Description		Part no.
24	Lever, Inside *		03-030
25	Spring Cage, Inside	Spring Cage	23599210
		Screws, Spring Cage (2)	
35	Spindle ◇		See pg. 39
38	Spindle Spring		44484996
40	Rose, Inside*		03-042-RHO
42	Hub		23599228

* Must specify Finish

◇ This item only available as part of Door Thickness Kit

CO-200/250-MD, All Models Except Keypad Only, Exterior



CO-200 Shown Here

No.	Description		Part no.
5	Baseplate Subassembly & Reader Module, MS ‡ ***		See pg. 38
10	Lock Case, Narrow, 1 1/16" wide		46958834
	Lock Case, 1 1/4" wide		46928842
11	Escutcheon, MS/MD/993 (with Screws) * †	Escutcheon	23599046
		Screws, Escutcheon	
15	Cylinder *		See pg. 48
16	Gasket Kit, Outside	Gasket, Baseplate	46929162
		Gasket, Reader	
18	Lever, Outside *		See pg. 43
21	Spring Cage, Outside	Spring Cage	See pg. 46
		Screws, Spring Cage	
		Gasket, O-Ring	
23	USB Cover (10 pcs.) **		46928719

No.	Description		Part no.
26	Strike *	Strike	See pg. 42
		Screws, Strike	
27	Armor Front, MS/MD *	Armor Front	See pg. 42
		Screws, Armor Front	
35	Spindle ◇		See pg. 39
36	Stand-Offs, MS/MD ◇		See pg. 39
37	Baseplate Stand-Offs◇		See pg. 39
39	Wiring Harness	Classroom/Storeroom	23518392

* Must specify Finish

** For CO-200 Only

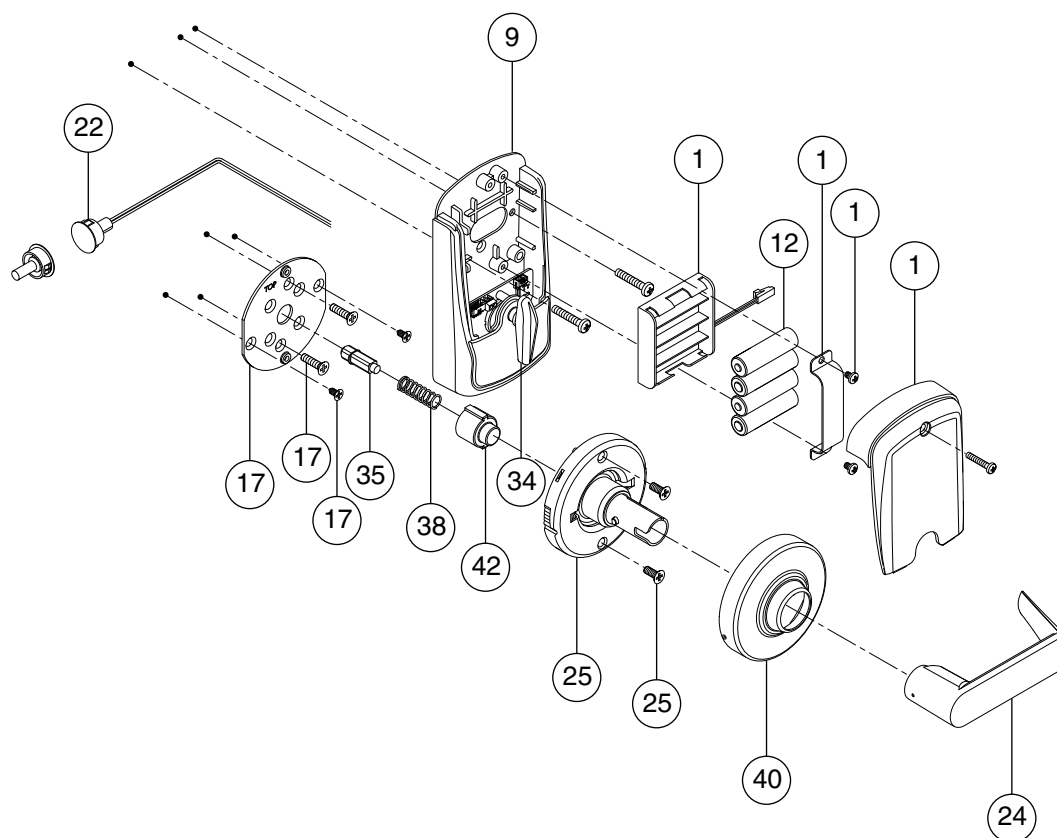
*** This item only available as part of Exterior Escutcheon Assembly

◇ This item only available as part of Door Thickness Kit

† If using GD/BD Cylinder and Lever preparation, use part number 23599038

‡ Must specify Cylinder Type and Handing

CO-200/250-MD, All Models Except Keypad Only, Interior



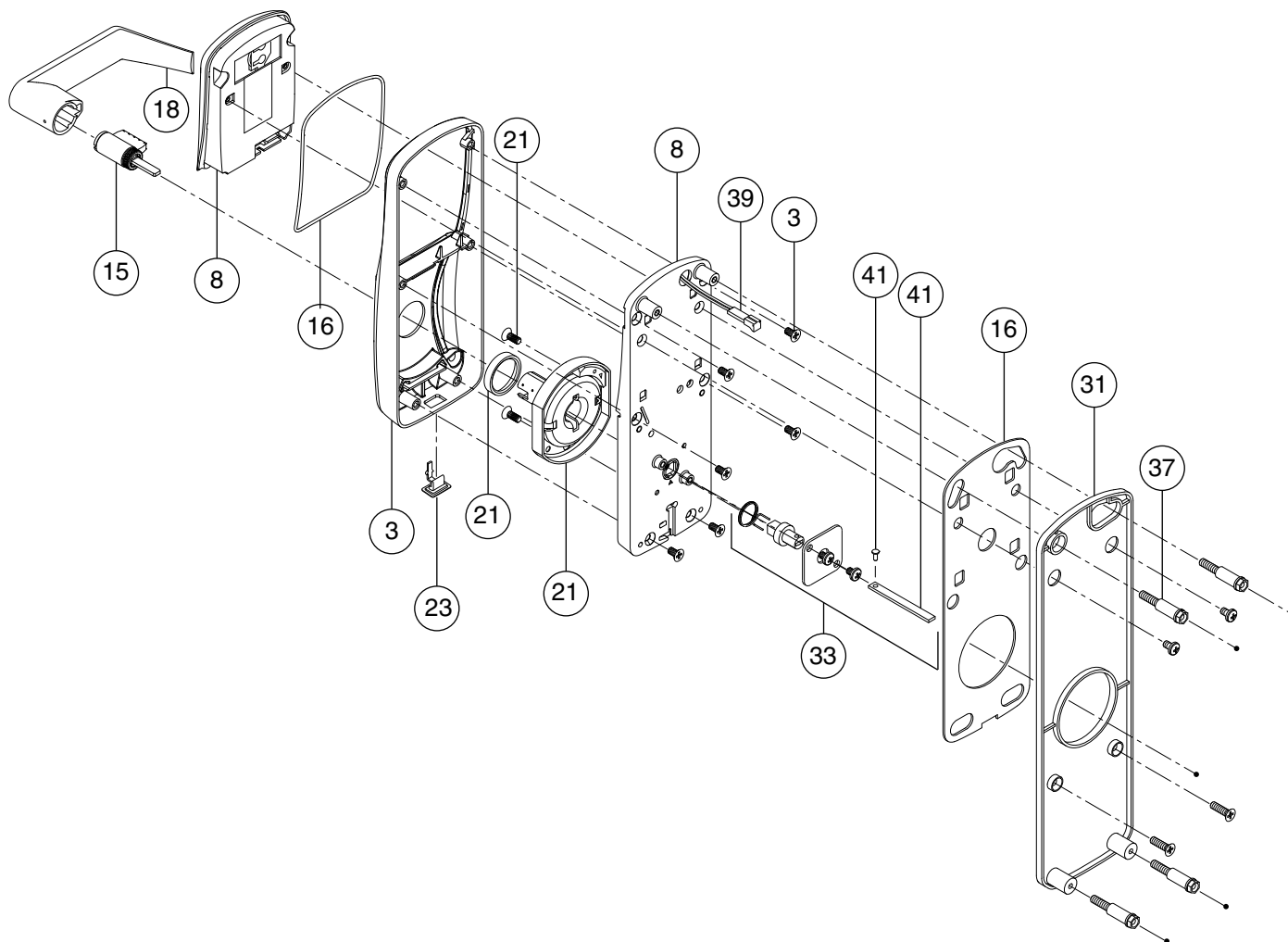
No.	Description		Part no.
1*	4AA Battery Holder & Cover Kit	4AA Battery Holder	4B-CM
		4AA Battery Strap	
		Screws, Battery Strap (2)	
		4AA Battery Cover	
		Screw, Battery Cover (1)	
9*	Escutcheon, without IPB	Escutcheon, Inside	23599327
		Screws, Escutcheon	
	Escutcheon, with IPB	Escutcheon, Inside	23599335
		Screws, Escutcheon	
12	Batteries, AA		F206-488
17	Inside Mounting Plate Kit	Mounting Plate	23599244
		Screws, Mounting Plate (4)	
22	Door Position Switch		46929121
24*	Lever, Inside		03-030

No.	Description		Part no.
25	Spring Cage, Inside	Spring Cage	23599210
		Screws, Spring Cage (2)	
34	Thumbturn, MD		46929113
35◇	Spindle ◇		See pg. 39
38	Spindle Spring		44484996
40	Rose, Inside *		03-042-RHO
42	Hub		23599228

* Must specify Finish

◇ This item only available as part of Door Thickness Kit

CO-200/250-993-R, All Models Except Keypad Only, Exterior



CO-200 Shown Here

No.	Description		Part no.
3	Escutcheon, MS/MD/993 (with Screws) * †	Escutcheon	23599046
		Screws, Escutcheon	
8	Baseplate Subassembly & Reader Module, 993 ‡ ***		See pg. 38
15	Cylinder *		See pg. 48
16	Gasket Kit, Outside	Gasket, Baseplate	46929162
		Gasket, Reader	
18	Lever, Outside *		See pg. 43
21	Spring Cage, Outside	Spring Cage	See pg. 46
		Screws, Spring Cage	
		Gasket, O-Ring	
23	USB Cover (10 pcs.) **		46928719
31	Mounting Plate, 993 *	Mounting Plate	46929220
		Screws, Mounting Plate (2)	

No.	Description		Part no.
33	Spindle and Hub Kit, 993	Tailpiece	46929295
		Twisted Tailpiece	
		Clip, Tailpiece	
		Cover, Spindle, 993	
		Screw, Spindle Cover	
		Hub	
		Spring, Tailpiece, 993	
37	Baseplate Stand-Offs ◇		See pg. 39
39	Wiring Harness	Classroom/Storeroom	23518392
41	Tailpiece Kit, 993	Tailpiece	46929303
		Clip, Tailpiece	

* Must specify Finish

** For CO-200 Only

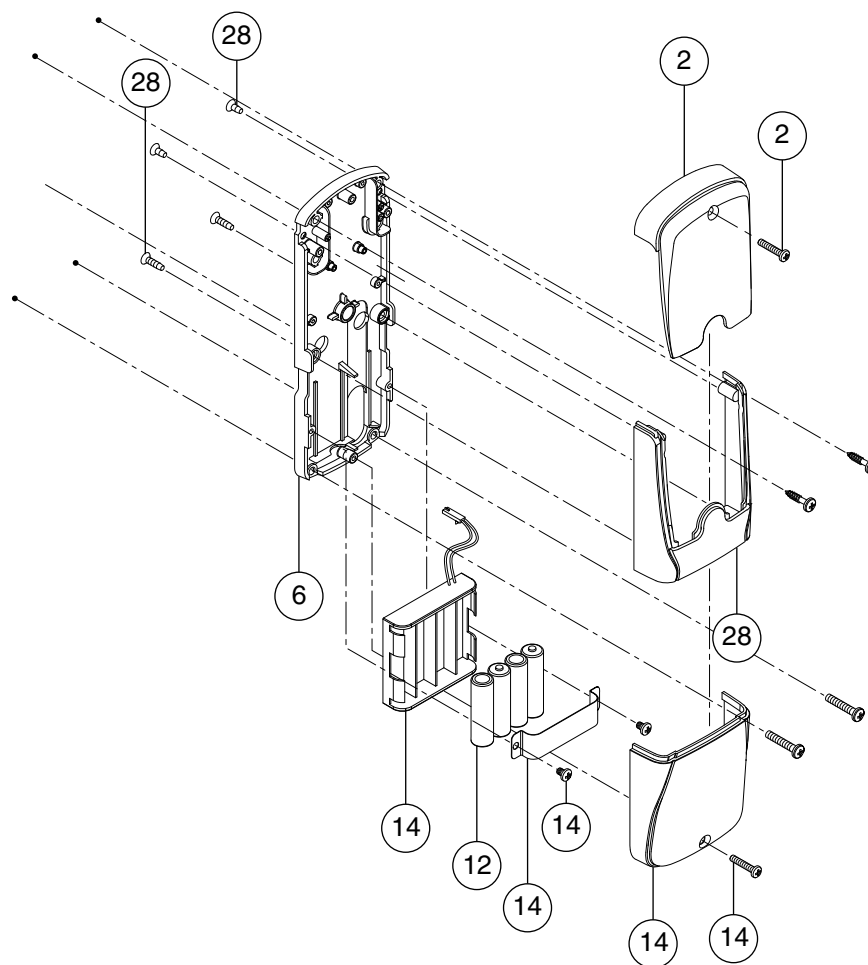
*** This item only available as part of Exterior Escutcheon Assembly

◇ This item only available as part of Door Thickness Kit

† If using GD/BD Cylinder and Lever preparation, use part number 23599038

‡ Must specify Cylinder Type and Handing

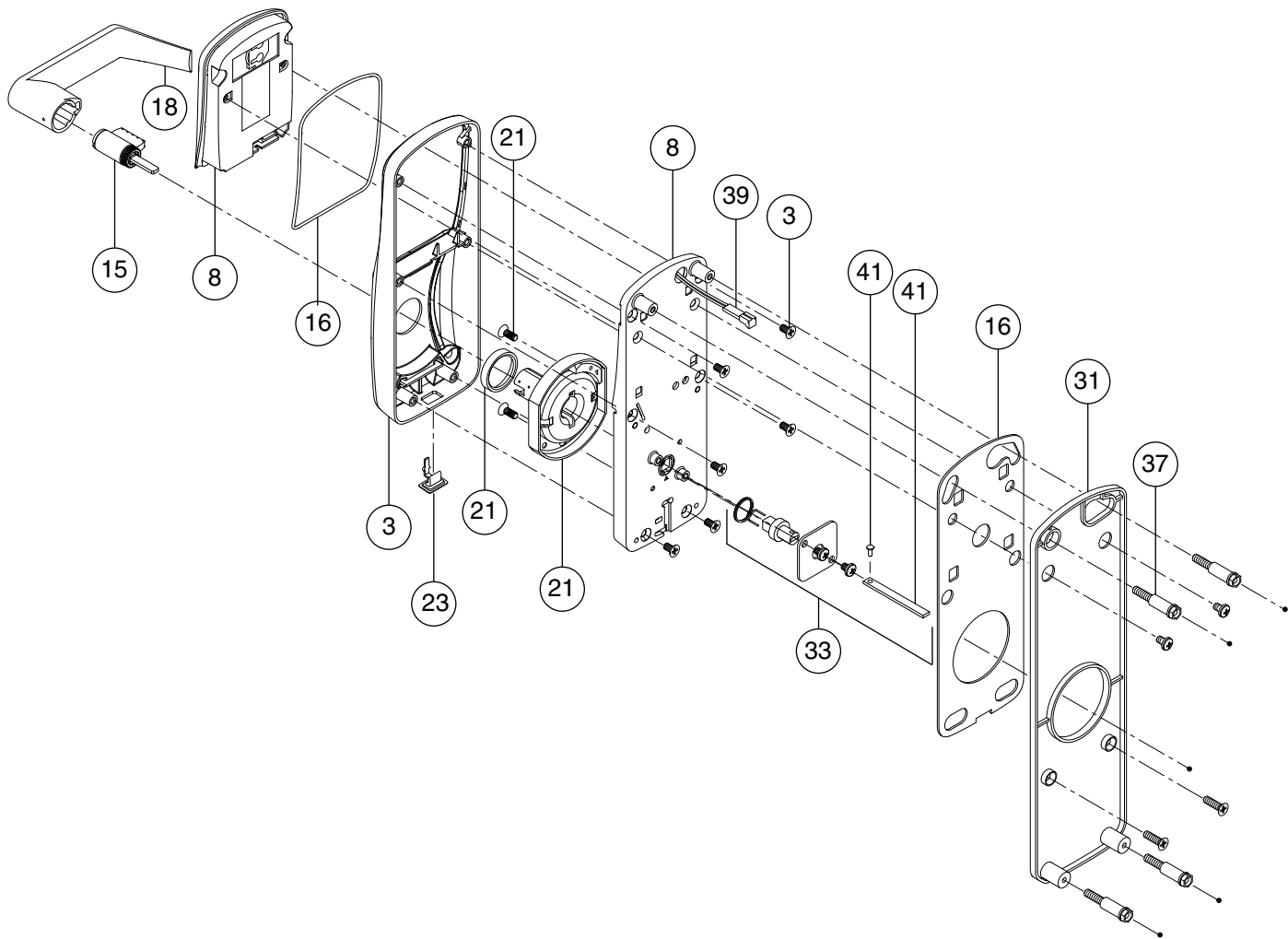
CO-200/250-993-R, All Models Except Keypad Only, Interior



No.	Description		Part no.
2	Cover*	Cover	COM200C
		Screw, Cover	
6	Baseplate Assembly, 993		23599251
12	Batteries, AA		F206-488
14	4AA Battery Holder & Cover Kit *	4AA Battery Holder	4B-E
		4AA Battery Strap	
		Screws, Battery Strap (2)	
		4AA Battery Cover	
		Screw, Battery Cover (1)	
28	Escutcheon, 993 *	Escutcheon	46929279
		Screws, Escutcheon	

* Must specify Finish

CO-200/250-993-S, All Models Except Keypad Only, Exterior



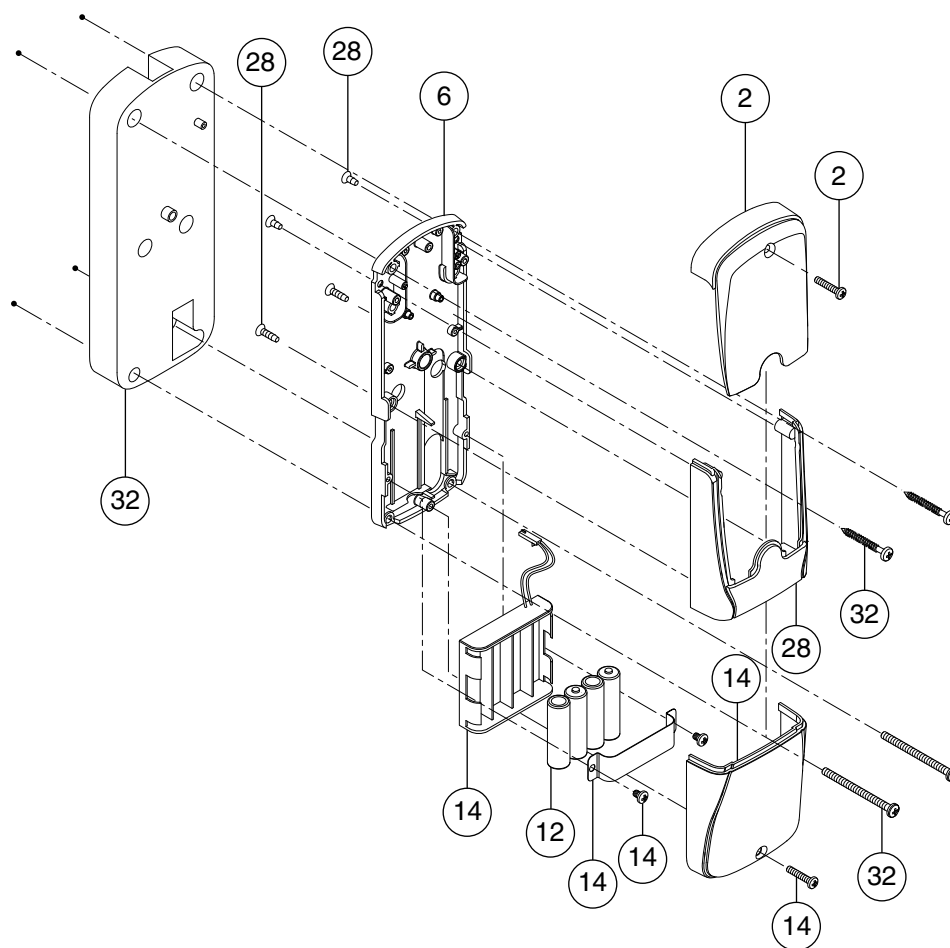
CO-200 Shown Here

No.	Description		Part no.
3	Escutcheon, MS/MD/993 (with Screws) * †	Escutcheon	23599046
		Screws, Escutcheon	
8	Baseplate Subassembly & Reader Module, 993 ‡ ***		See pg. 38
15	Cylinder *		See pg. 48
16	Gasket Kit, Outside	Gasket, Baseplate	46929162
		Gasket, Reader	
18	Lever, Outside *		See pg. 43
21	Spring Cage, Outside	Spring Cage	See pg. 46
		Screws, Spring Cage	
		Gasket, O-Ring	
23	USB Cover (10 pcs.) **		46928719
31	Mounting Plate, 993 *	Mounting Plate	46929220
		Screws, Mounting Plate (2)	

No.	Description		Part no.
33	Spindle and Hub Kit, 993	Tailpiece	46929295
		Twisted Tailpiece	
		Clip, Tailpiece	
		Cover, Spindle, 993	
		Screw, Spindle Cover	
		Hub	
		Spring, Tailpiece, 993	
37	Baseplate Stand-Offs ◇		See pg. 39
39	Wiring Harness	Classroom/Storeroom	23518392
41	Tailpiece Kit, 993	Tailpiece	46929303
		Clip, Tailpiece	

* Must specify Finish
** For CO-200 Only
*** This item only available as part of Exterior Escutcheon Assembly
◇ This item only available as part of Door Thickness Kit
† If using GD/BD Cylinder and Lever preparation, use part number 23599038
‡ Must specify Cylinder Type and Handing

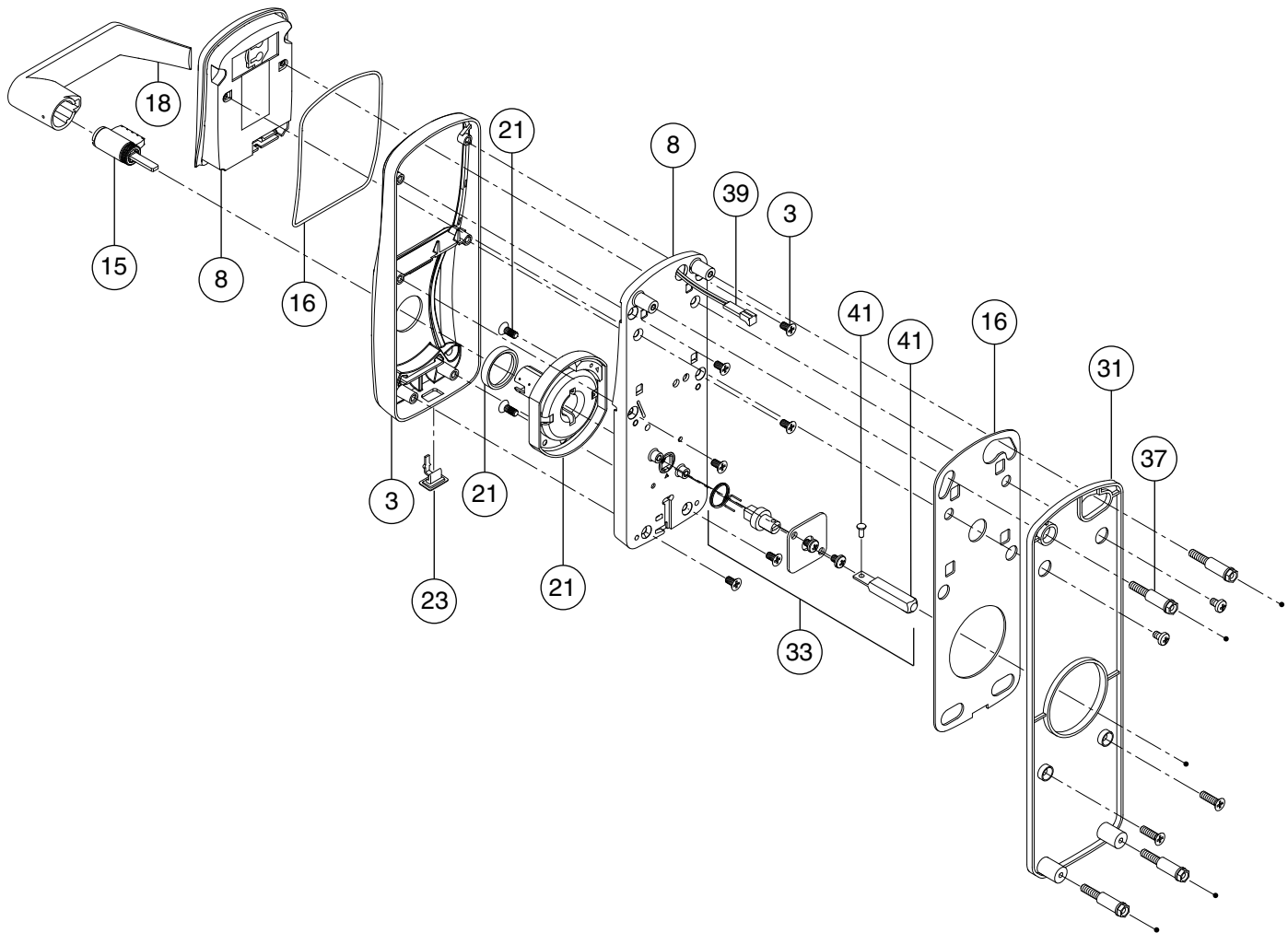
CO-200/250-993-S, All Models Except Keypad Only, Interior



No.	Description		Part no.
2	Cover *	Cover	COM200C
		Screw, Cover	
6	Baseplate Assembly, 993		23599251
12	Batteries, AA		F206-488
14	4AA Battery Holder & Cover Kit *	4AA Battery Holder	4B-E
		4AA Battery Strap	
		Screws, Battery Strap (2)	
		4AA Battery Cover	
		Screw, Battery Cover (1)	
28	Escutcheon, 993 *	Escutcheon	46929279
		Screws, Escutcheon	
32	Baseplate Spacer, 993-S	Spacer	46929238
		Screws, Spacer	

* Must specify Finish

CO-200/250-993-M, All Models Except Keypad Only, Exterior



CO-200 Shown Here

No.	Description		Part no.
3	Escutcheon, MS/MD/993 (with Screws) * †	Escutcheon	23599046
		Screws, Escutcheon	
8	Baseplate Subassembly & Reader Module, 993 ‡ ***		See pg. 38
15	Cylinder *		See pg. 48
16	Gasket Kit, Outside	Gasket, Baseplate	46929162
		Gasket, Reader	
18	Lever, Outside *		See pg. 43
21	Spring Cage, Outside	Spring Cage	See pg. 46
		Screws, Spring Cage	
		Gasket, O-Ring	
23	USB Cover (10 pcs.) **		46928719
31	Mounting Plate, 993 *	Mounting Plate	46929220
		Screws, Mounting Plate (2)	

No.	Description		Part no.
33	Spindle and Hub Kit, 993	Tailpiece	46929295
		Clip, Tailpiece	
		Cover, Spindle, 993	
		Screw, Spindle Cover	
		Hub	
		Spring, Tailpiece, 993	
37	Baseplate Stand-Offs ◇		See pg. 39
39	Wiring Harness	Classroom/Storeroom	23518392

* Must specify Finish

** For CO-200 Only

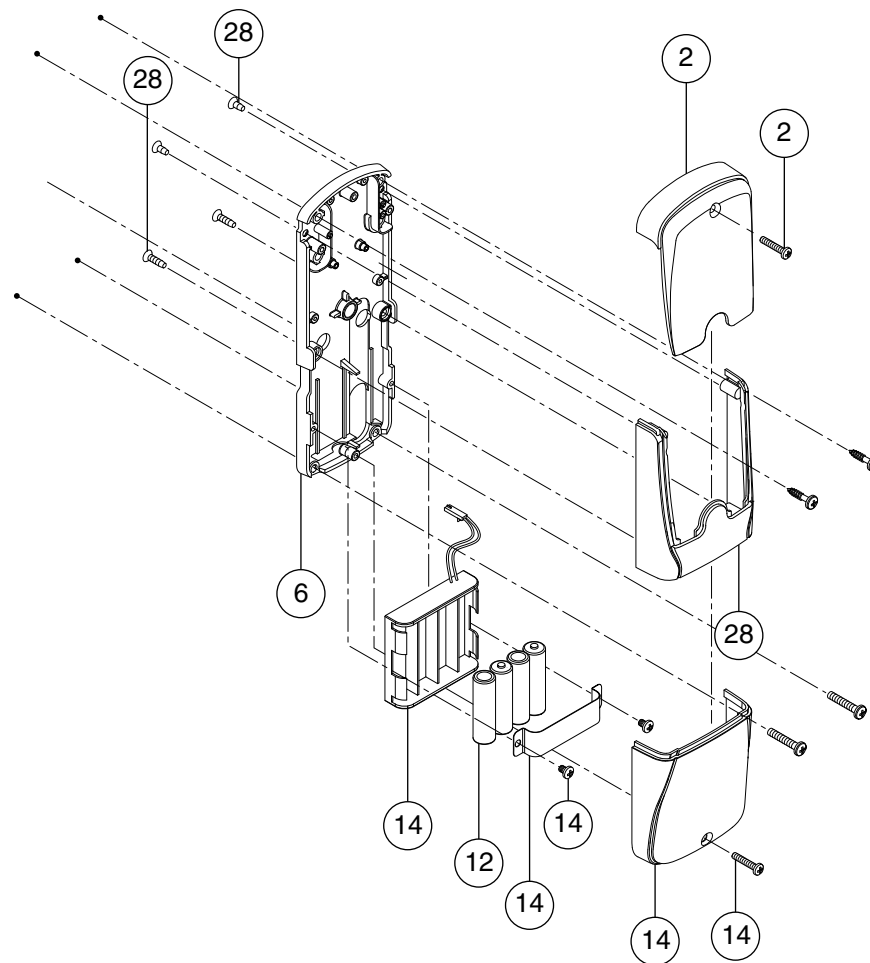
*** This item only available as part of Exterior Escutcheon Assembly

◇ This item only available as part of Door Thickness Kit

† If using GD/BD Cylinder and Lever preparation, use part number 23599038

‡ Must specify Cylinder Type and Handing

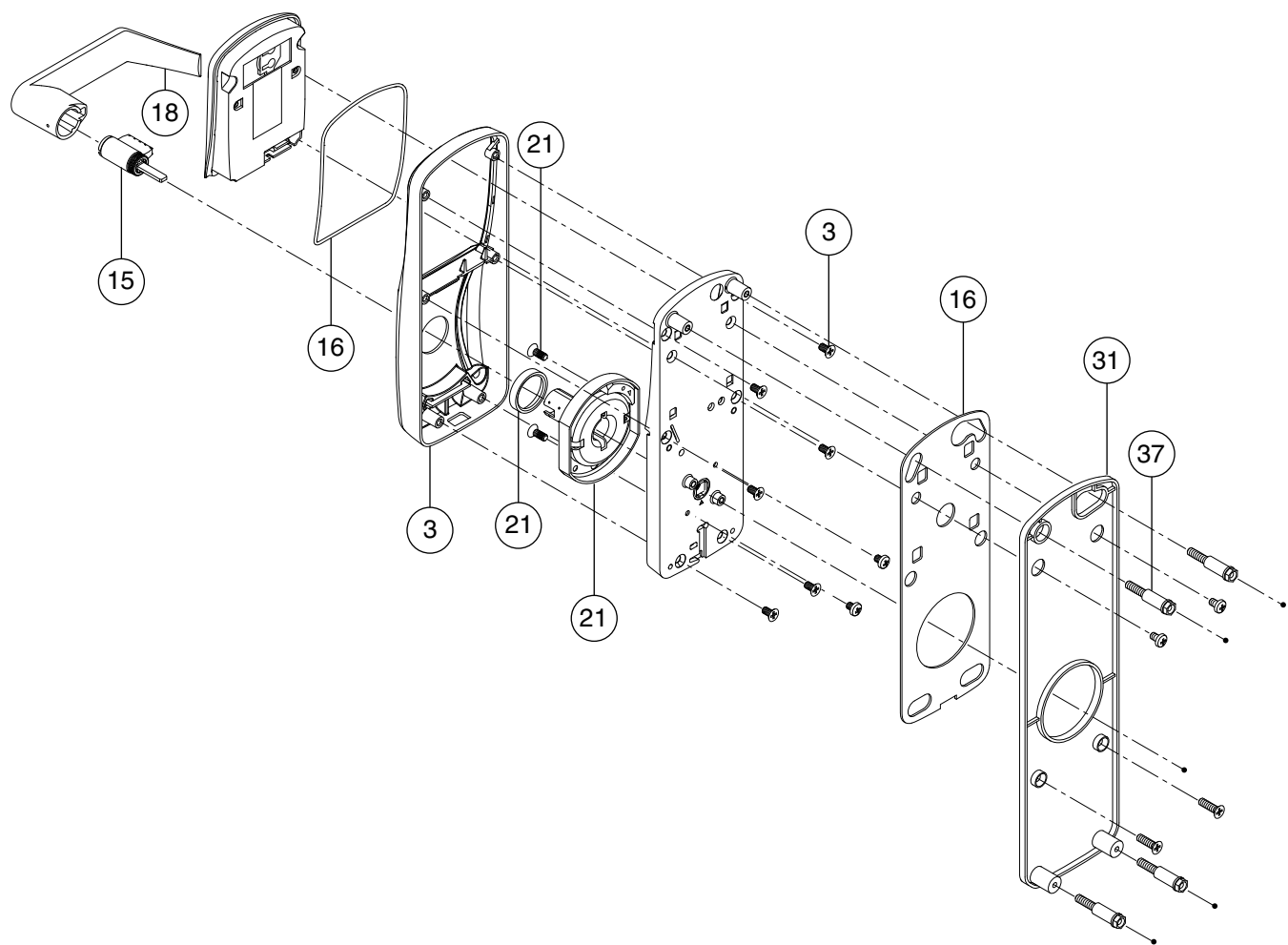
CO-200/250-993-M, All Models Except Keypad Only, Interior



No.	Description		Part no.
2	Cover *	Cover	COM200C
		Screw, Cover	
6	Baseplate Assembly, 993		23599251
12	Batteries, AA		F206-488
14	4AA Battery Holder & Cover Kit *	4AA Battery Holder	4B-E
		4AA Battery Strap	
		Screws, Battery Strap (2)	
		4AA Battery Cover	
		Screw, Battery Cover (1)	
28	Escutcheon, 993 *	Escutcheon	46929279
		Screws, Escutcheon	

* Must specify Finish

CO-993-DT, Exterior



CO-200 Shown Here

No.	Description		Part no.
3	Escutcheon, MS/MD/993 (with Screws) * †	Escutcheon	23599046
		Screws, Escutcheon	
15	Cylinder *		See pg. 48
16	Gasket Kit, Outside	Gasket, Baseplate	46929154
		Gasket, Reader	
18	Lever, Outside *		See pg. 43

No.	Description		Part no.
21	Spring Cage, Outside	Spring Cage	See pg. 46
		Screws, Spring Cage	
		Gasket, O-Ring	
31	Mounting Plate, 993 *	Mounting Plate	46929220
		Screws, Mounting Plate (2)	
37	Baseplate Stand-Offs ♦		See pg. 39

* Must specify Finish
♦ This item only available as part of Door Thickness Kit
† If using GD/BD Cylinder and Lever preparation, use part number 23599038

Parts and accessories

- | | | | |
|----|---|----|--|
| 38 | Exterior Escutcheon Assemblies with Reader Modules | 43 | Levers |
| 38 | CO-200/250 Coin Cell Battery Replacement | 44 | Levers for use with Competitor Cylinders |
| 39 | Door Thickness Kit | 45 | Tactile warning levers |
| 39 | Compatibility: | 45 | Decorative Plates |
| 39 | Exit Device Door Thickness Kits | 46 | Spring Cages |
| 40 | Mounting Screw and Spindle Details for CY, MS, and MD | 47 | Tailpieces |
| 41 | Thin Door Shims | 48 | Spring Cage and Tailpieces Kits |
| 41 | Compatibility: | 48 | Cylinders |
| 41 | Wiring Harness Replacement | 49 | Latches |
| 42 | Strike Plates | 49 | Cover Screw Packs |
| 42 | Mortise Lock Armor Fronts | | |
| 42 | Latch and Auxiliary Latch | | |
| 42 | Latch, Auxiliary Latch, and Deadbolt | | |

Exterior Escutcheon Assemblies with Reader Modules

Outside Escutcheon Assemblies are used to replace existing Baseplate Subassemblies and Reader Modules. Outside Escutcheons will include outside escutcheon assembly, less lever and cylinder. If a lever or cylinder are required, these must be ordered separately.

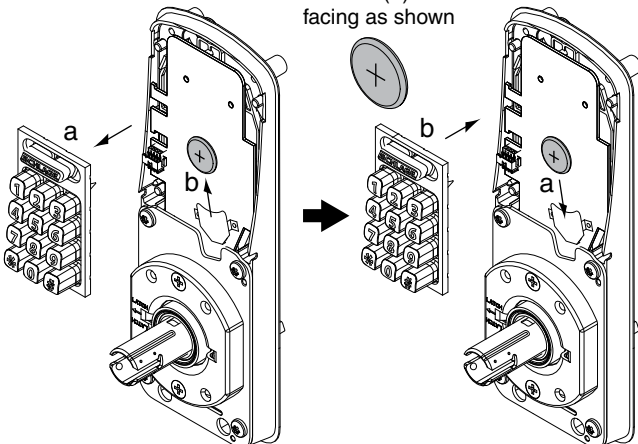
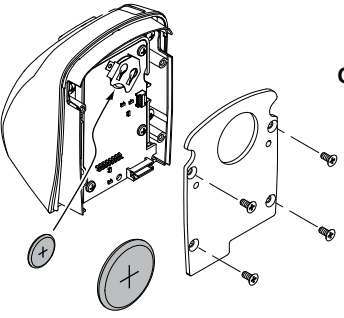

Ordering example for a CO 200 MSK exterior escutcheon: EXT-CO-200-CY-70-MSK-LLL-626-PD-RH.

<p>Keypad Only Part No.: KP</p> <p>Available In: CO-100, CO-200</p> <p>Available Finishes: 605, 606, 612, 619, 625, 626, 626AM, 643E</p> 	<p>Magnetic Stripe (Swipe) (Track 1, 2 or 3) Part No.: MS</p> <p>Available In: CO-200, CO-250</p> <p>Available Finishes: 605, 606, 612, 619, 625, 626, 626AM, 643E</p> 	<p>Magnetic Stripe (Swipe) with Keypad (Track 1, 2 or 3) Part No.: MSK</p> <p>Available In: CO-200, CO-250</p> <p>Available Finishes: 605, 606, 612, 619, 625, 626, 626AM, 643E</p> 
<p>Proximity Part No.: PR</p> <p>Available In: CO-200</p> <p>Available Finishes: 605, 606, 612, 643E (BRN Reader) 619, 625, 626, 626AM (GRY Reader)</p> 	<p>Proximity with Keypad Part No.: PRK</p> <p>Available In: CO-200</p> <p>Available Finishes: 605, 606, 612, 643E (BRN Reader) 619, 625, 626, 626AM (GRY Reader)</p> 	<p>Non-Functioning Dummy Trim Reader Cover Part No.: DT</p> <p>Available In: CO-993-DT</p> <p>Available Finishes: 605, 606, 612, 643E (BRN Reader) 619, 625, 626, 626AM (GRY Reader)</p> 

CO-200/250 Coin Cell Battery Replacement

Keypad Only locks contain the coin cell battery and holder on the PC Board Assembly, while the Removable Reader Type locks have the coin cell battery within the back of the Reader Module.

Coin cell part number: 46929147

<p>Keypad Only Type Locks</p>  <p>Positive (+) side facing as shown</p>	<p>Removable Reader Type Locks</p> <div style="display: flex; justify-content: space-around;"> <div data-bbox="868 1491 1209 1900"> <p>Mag Swipe Reader Type</p>  <p>Positive (+) side facing as shown</p> </div> <div data-bbox="1226 1491 1469 1900"> <p>All other Reader Types</p>  <p>Positive (+) side facing as shown</p> </div> </div> <p>OR</p>
---	---

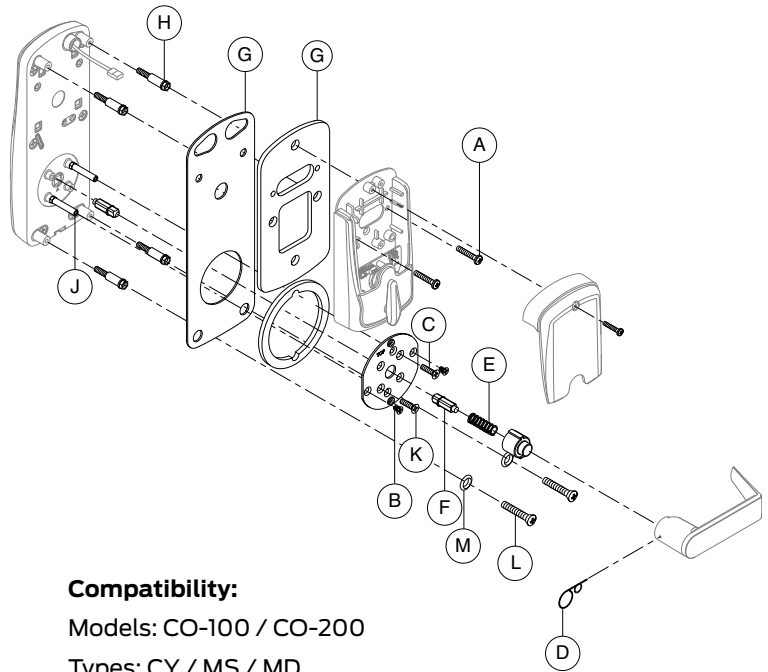
Parts and accessories

Door Thickness Kit

The Door Thickness Kit is used to install a lock on a door that is thicker or thinner than 1¾". Use the chart below to determine what is needed. This kit can also be used as replacement parts. Locks cannot be installed on doors thicker than 2¾" or thinner than 1⅜".

Item Letter	Description	Quantity
A*	Baseplate Top Screws	2
B*	UL Door Plate Screws	2
C*	UL Plate to Outside Baseplate, CY	2
D	Pin Wrench for Lever	1
E	Spring, Inside Spindle	1
F	Spindle Assembly	2
G	Shim Plates	3
H	Standoffs	CY: 2 MS/MD: 4
J	Mortise Standoffs	2
K	UL Plate to Outside Baseplate, MS/MD	2
L	Bottom Oval Head Mounting Screws	2
M	Finishing Washer	2

* The length of these items varies by door thickness. See charts on page 40 for more information.



Compatibility:

Models: CO-100 / CO-200

Types: CY / MS / MD

Lock Type	Door Thickness	Kit No.	Contents (Item Letters)
CY	1⅜"	23599376-138	A, B, C, D, E, F, G, H
	1½"	23599376-112	A, B, C, D, E, F, G, H
	1⅝"	23599376-158	A, B, C, D, E, F, G, H
	1¾"	23599376-134	A, B, C, D, E, F, H
	1⅞"	23599376-178	A, B, C, D, E, F, H
	2"	23599376-200	A, B, C, D, E, F, H
	2⅛"	23599376-218	A, B, C, D, E, F, H
	2¼"	23599376-214	A, B, C, D, E, F, H
	2⅝"	23599376-238	A, B, C, D, E, F, H
	2½"	23599376-212	A, B, C, D, E, F, H
	2⅞"	23599376-258	A, B, C, D, E, F, H
	2¾"	23599376-234	A, B, C, D, E, F, H

** Standard

Lock Type	Door Thickness	Kit No.	Contents (Item Letters)
MS/MD	1⅜"	23599384-138	A, B, D, E, F, G, H, J, K, L, M
	1½"	23599384-112	A, B, D, E, F, G, H, J, K, L, M
	1⅝"	23599384-158	A, B, D, E, F, G, H, J, K, L, M
	1¾"	23599384-134	A, B, D, E, F, G, H, J, K, L, M
	1⅞"	23599384-178	A, B, D, E, F, G, H, J, K, L, M
	2"	23599384-200	A, B, D, E, F, G, H, J, K, L, M
	2⅛"	23599384-218	A, B, D, E, F, G, H, J, K, L, M
	2¼"	23599384-214	A, B, D, E, F, G, H, J, K, L, M
	2⅝"	23599384-238	A, B, D, E, F, G, H, J, K, L, M
	2½"	23599384-212	A, B, D, E, F, G, H, J, K, L, M
	2⅞"	23599384-258	A, B, D, E, F, G, H, J, K, L, M
	2¾"	23599384-234	A, B, D, E, F, G, H, J, K, L, M

Exit Device Door Thickness Kits

This kit includes mounting hardware for the 993 series trims. When ordering this kit, door thickness and trim finish specification is required.

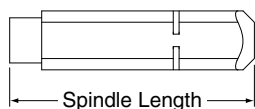
Part No.	Kit Description	Contents	Specify Finish
46929287	Mounting Hardware Kit, 993	(2) Upper Mounting Bolts	•
		(4) Lower Mounting Bolts	
		(2) Reader Mounting Bolts	

Mounting Screw and Spindle Details for CY, MS, and MD

The charts below show the details of items that vary by door thickness. These parts are not sold individually. They can be purchased within the Door Thickness Kits which are shown on page 39.

Item	Description	Door Thickness											
		1⅜"	1½"	1⅝"	1¾"	1⅞"	2"	2⅛"	2¼"	2⅜"	2½"	2⅝"	2¾"
Baseplate Mounting Screws Type and Length													
A	#10-24 x 7⁄8" Pan Head Phillips Machine	x	x	x	x								
	#10-24 x 1⅛" Pan Head Phillips Machine	x	x	x		x	x						
	#10-24 x 1⅜" Pan Head Phillips Machine							x	x				
	#10-24 x 1⅝" Pan Head Phillips Machine									x	x		
	#10-24 x 1⅞" Pan Head Phillips Machine											x	x
UL Door Plate Screws Type and Length													
B	#8-32 x 3⁄8" Flat Head Phillips Machine	x	x	x	x	x	x	x	x	x	x	x	x
	#8-32 x 7⁄16" Flat Head Phillips Machine	x	x	x									
Outside Baseplate Screws for UL Plate Type and Length													
C	#8-32 x 1" Flat Head Phillips Machine	x	x	x	x	x	x						
	#8-32 x 1⅜" Flat Head Phillips Machine							x	x	x	x	x	x
Spindle Assembly Type and Length													
F	CY Spindle Assembly 1.30"	x	x	x	x	x	x						
	CY Spindle Assembly 1.50"							x	x	x			
	CY Spindle Assembly 1.70"										x	x	x
	MS/MD Assembly Spindle 1.65"	x	x	x	x	x	x						
	MS/MD Assembly Spindle 1.84"							x	x	x			
	MS/MD Assembly Spindle x.02"											x	x
Outside Baseplate Standoff Screws for UL Plate Type and Length													
K	#10-24 x ¾" Flat Head Phillips Machine	x	x	x	x	x							
	#10-24 x 1" Flat Head Phillips Machine	x	x	x			x	x					
	#10-24 x 1¼" Flat Head Phillips Machine								x	x			
	#10-24 x 1½" Flat Head Phillips Machine										x	x	
	#10-24 x 1¾" Flat Head Phillips Machine												x
Bottom Mounting Screws Type and Length													
M	#10-24 x ¾" Oval Head Phillips Machine	x	x										
	#10-24 x 1" Oval Head Phillips Machine			x	x								
	#10-24 x 1¼" Oval Head Phillips Machine					x	x						
	#10-24 x 1½" Oval Head Phillips Machine							x	x				
	#10-24 x 1¾" Oval Head Phillips Machine									x	x		
	#10-24 x 2" Oval Head Phillips Machine											x	x

Spindle for CY/MS/MD



Thin Door Shims

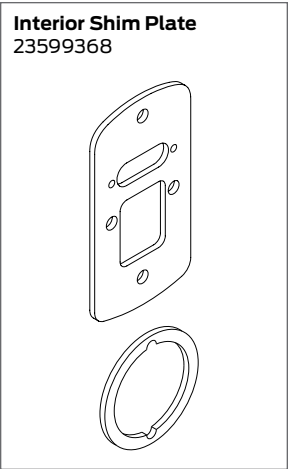
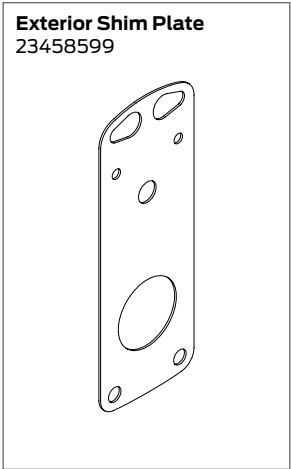
Thin Door Shims are used to install a lock on a door that is thinner than 1¾". These shims are sold in the Door Thickness Kit and individually.

Compatibility:

Models: CO-100 / CO-200

Types: CY / MS / MD

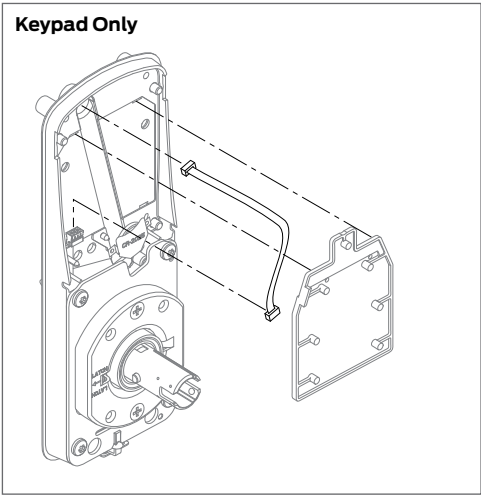
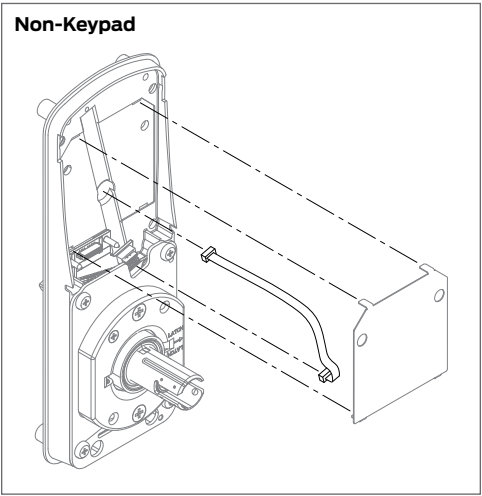
Description	Part No.	Quantity of Shims Required		
		1⅜" Door	1½" Door	1⅝" Door
Exterior Shim Plate	23458599	3	2	1
Interior Shim Plate	23599368	3	2	1



Wiring Harness Replacement

This kit is used to replace an existing Wiring Harness as required. This part replacement is not the same for Keypad Only.

Description	Part No.
Classroom/Storeroom Wiring Harness	23518392
Office/Privacy Wiring Harness	23518384



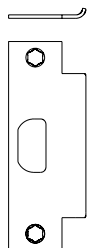
Strike Plates

10-025
ANSI, No box

Size:
1¼" x 4⅞"

Lip Length:
1⅜" x 1⅜"

Available Finishes:
605, 606, 612, 619,
625, 626, 643E

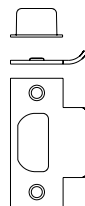


10-013
Square Corner, T
Strike with box

Size:
1⅞" x 2¾"

Lip Length:
1⅞" x 1½"

Available Finishes:
605, 606, 612, 619,
625, 626, 643E

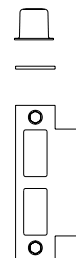


10-072
Square Corner, Box

Size:
1¼" x 4⅞"

Lip Length:
1⅜", 7⁄8", 1", 1½",
1¾", 2"

Available Finishes:
605, 606, 612, 619,
625, 626, 643E



K510-066
Plastic Box for ANSI
Strike

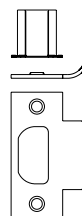
Available Finishes:
N/A



10-016
Square Corner, T
Strike with Deep
Box, Fire Latch Door

Lip Length:
1⅞"

Available Finishes:
605, 606, 612, 619,
625, 626, 643E



10-075†
½" Rabbeted

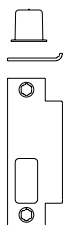
Available Finishes:
605, 606, 612, 619,
625, 626, 643E



XL11-820*
One Hole for
Latching Functions,
RH and LHR Door

Lip Length:
1⅜"

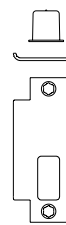
Available Finishes:
605, 606, 612, 619,
625, 626, 643E



XL11-821*
One Hole for
Latching Functions,
LH and RHR Door

Lip Length:
1⅜"

Available Finishes:
605, 606, 612, 619,
625, 626, 643E



37-015
Frame Reinforcer

Available Finishes:
605, 606, 612, 619,
625, 626, 643E



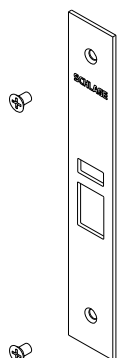
* Extended leadtime; consult Customer Service

Mortise Lock Armor Fronts

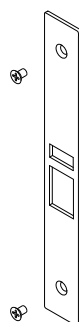
Available finishes are 605, 606, 612, 619, 625, and 626.

Latch and Auxiliary Latch

1¼" Wide
09-663

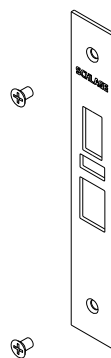


1⅞" Wide
09-669



Latch, Auxiliary Latch, and Deadbolt

1¼" Wide
09-666



1⅞" Wide
09-672

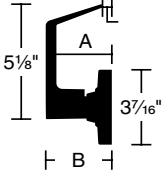
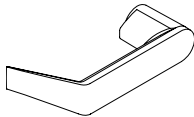
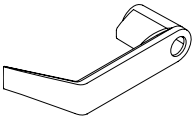
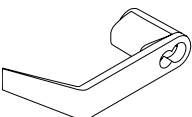
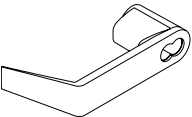
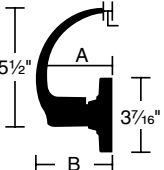


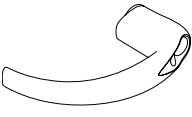
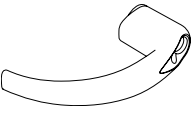
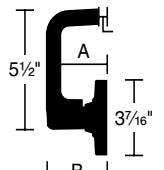

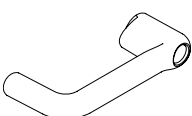
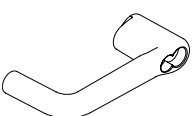
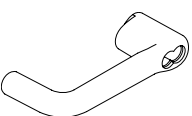
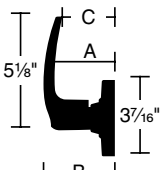

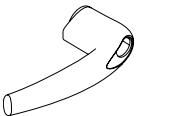
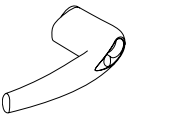
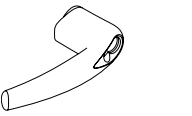


† For 1⅜" thick doors, use wide armor front. For over 1¾" thick door extended equally (EE), use 1¼" wide armor front

Levers

Levers shown below can accommodate Schlage and Falcon cylinders. Levers listed on page 44 will accommodate additional competitor cylinders. All lever designs are available in finishes 605, 606, 612, 619, 625, 626, 643E and 626AM.









① NOTE: Changing Lever Cylinder Compatibility on a device typically requires replacement of existing spring cage and tailpiece

Design Dimesions	Interior Levers	Exterior Levers		
	Closed	Key In Lever	Interchangeable Core	
	No Cylinder	KIL 6 Pin (Schlage & Falcon Cylinders)	FSIC 6 Pin (Schlage Cylinders)	SFIC 6 & 7 Pin (Schlage, Falcon, BEST, Corbin Russwin, Yale, Medeco Cylinders)
Rhodes (RHO)* 	03-030 RHO A=27/16" B=215/16" 	CY: 03-031 RHO MS/MD: 09-331 RHO 993: 03-331 RHO A=27/16" B=215/16" 	CY: 03-032 RHO MS/MD: 09-332 RHO 993: 03-332 RHO A=23/4" B=31/4" 	CY: 03-000 RHO MS/MD: 03-000 RHO 993: 03-300 RHO A=21/2" B=3" 
Sparta (SPA)* 	03-030 SPA A=3" B=31/2" 	CY: 03-031 SPA MS/MD: 09-331 SPA 993: 03-331 SPA A=3" B=31/2" 	CY: 03-032 SPA MS/MD: 09-332 SPA 993: 03-332 SPA A=31/4" B=33/4" 	CY: 03-000 SPA MS/MD: 03-000 SPA 993: 03-300 SPA A=3" B=31/2" 
Tabular (TLR)* 	03-030 TLR A=21/4" B=3" 	CY: 03-031 TLR MS/MD: 09-331 TLR 993: 03-331 TLR A=21/4" B=3" 	CY: 03-032 TLR MS/MD: 09-332 TLR 993: 03-332 TLR A=21/2" B=33/16" 	CY: 03-000 TLR MS/MD: 03-000 TLR 993: 03-300 TLR A=21/4" B=3" 
Athens (ATH) 	03-030 ATH A=23/4" B=35/16" C=21/2" 	CY: 03-031 ATH MS/MD: 09-331 ATH 993: 03-331 ATH A=23/4" B=35/16" C=21/2" 	CY: 03-032 ATH MS/MD: 09-332 ATH 993: 03-332 ATH A=3" B=31/2" C=21/16" 	CY: 03-000 ATH MS/MD: 03-000 ATH 993: 03-300 ATH A=27/8" B=33/8" C=21/2" 

* Meets California Fire Code for 1/2" or less return to the door

Levers for use with Competitor Cylinders

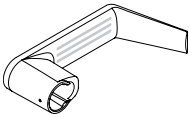
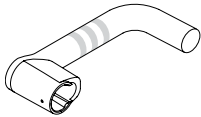
Competitor lever designs come in finishes 626 standard, and 605, 606, 612, 619, 625, 643e, and 626 AM with extended lead-times.

Cylinder	Order Suffix	Cylinder Type	Lock Model	Lever Design-Part Numbers			
				Rhodes	Sparta	Tubular	Athens
	LD SA6	KIL 6 Pin (Sargent)	CY	03-044-RHO 03-044-8RO†	03-044-SPA 03-044-8SP†	03-044-TLR 03-044-8TR†	03-044-ATH 03-044-8AT†
			MS/MD	09-344-RHO 09-344-8RO†	09-344-SPA 09-344-8SP†	09-344-TLR 09-344-8TR†	09-344-ATH 09-344-8AT†
			993	03-344-RHO 03-344-8RO†	03-344-SPA 03-344-8SP†	03-344-TLR 03-344-8TR†	03-344-ATH 03-344-8AT†
	LD FA7	KIL 7 Pin (Falcon)	CY	23779739 23779747†	23779762 23779770†	N/A	N/A
			MS/MD	09-331-RHO 09-331-8RO†	09-331-SPA 09-331-8SP†	N/A	N/A
			993	03-331-RHO 03-331-8RO†	03-331-SPA 03-331-8SP†	N/A	N/A
	JD SA6	FSIC 6 Pin (Sargent)	CY	CY: 03-077-RHO CY: 03-077-8RO†	CY: 03-077-SPA CY: 03-077-8SP†	CY: 03-077-TLR CY: 03-077-8TR†	CY: 03-077-ATH CY: 03-077-8AT†
			MS/MD	09-377-RHO 09-377-8RO†	09-377-SPA 09-377-8SP†	09-377-TLR 09-377-8TR†	09-377-ATH 09-377-8AT†
			993	03-377-RHO 03-377-8RO†	03-377-SPA 993:03-377-8SP†	03-377-TLR 03-377-8TR†	03-377-ATH 03-377-8AT†
	JD CO6	FSIC 6 Pin (Corbin Russwin)	CY	03-066-RHO 03-066-8RO†	03-066-SPA 03-066-8SP†	03-066-TLR 03-066-8TR†	03-066-ATH 03-066-8AT†
			MS/MD	09-366-RHO 09-366-8RO†	09-366-SPA 09-366-8SP†	09-366-TLR 09-366-8TR†	09-366-ATH 09-366-8AT†
			993	03-366-RHO 03-366-8RO†	03-366-SPA 03-366-8SP†	03-366-TLR 03-366-8TR†	03-366-ATH 03-366-8AT†
	JD CO7	FSIC 7 Pin (Corbin Russwin)	CY	23854524 23854532	23854540 23854557†	23854565 23854573†	N/A
			MS/MD	09-366-RHO 09-366-8RO†	09-366-SPA 09-366-8SP†	09-366-TLR 09-366-8TR†	09-366-ATH 09-366-8AT†
			993	03-366-RHO 03-366-8RO†	03-366-SPA 03-366-8SP†	03-366-TLR 03-366-8TR†	03-366-ATH 03-366-8AT†
	*JD YA6	FSIC 6 Pin (Yale/*Medeco)	CY	23794225-RHO	23794225-SPA	23794225-TLR	23794225-ATH
			MS/MD	09-355-RHO 09-355-8RO†	09-355-SPA 09-355-8SP†	09-355-TLR 09-355-8TR†	09-355-ATH 09-355-8AT†
			993	03-355-RHO 03-355-8RO†	03-355-SPA 03-355-8SP†	03-355-TLR 03-355-8TR†	03-355-ATH 03-355-8AT†
	JD YA7	FSIC 7 Pin (Yale)	CY	23929524 23929540†	23929532 23929557†	N/A	N/A
			MS/MD	23929656 23929672†	23929664 23929680†	N/A	N/A
			993	24098204 24098212†	23929524 24098238†	N/A	N/A
	JD MED	FSIC 6 Pin (Medeco Cylinders)	CY/MS/MD	23922347 23810799†	23922339 23810807†	N/A	N/A
			993	24098162 24098188†	24098170 24098196†		

* Accepts Medeco retrofit cylinder for Yale, Medeco p/n 31-0100 FSIC type

† Tactile Warning Lever

Tactile warning levers

Rhodes lever shown	Tubular lever shown	Preface Design Code for Tactile Warning Levers			
		Athens	Rhodes*	Sparta*	Tubular*
		8AT	8RH	8SP	8TR


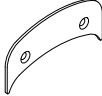
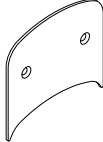
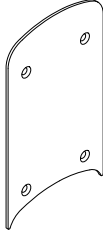
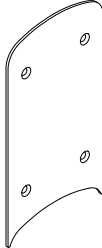
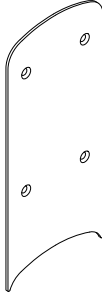
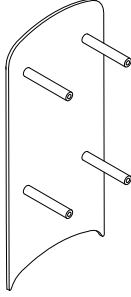
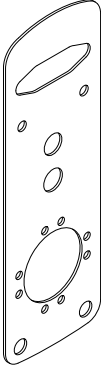
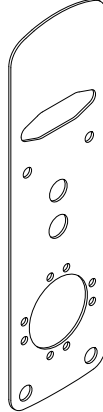
* Meets California Fire Code for 1/2" or less return to the door

Decorative Plates

Decorative Plates are used to cover exposed holes when retrofitting from existing locks to CO-Series locks. Except for Exit Trim Decorative Plate, all plates are 3.5" wide and 0.075" thick. The size of plate required will vary based on the size and location of holes being covered. Retrofit information can be found at www.schlage.com/support.

- ① Note: Please consider door thickness when specifying a new CO-Series lock or ordering a Door Thickness Kit. See page 39 for Door Thickness Kits.

Example order: For CO 10.5" Decorative Plate with a 626 Finish, order would be: 23760259-626

Part No.	23631823	23760267	23760283	23760317	23760325	23760309	23760291	23760259	23760275
Description	Exit Trim Plate (1.5" H x 3.25" W x 0.105" D) 	1.7" 	3.2" 	6" 	6.6" 	8" 	8" 	10.5" 	12" 

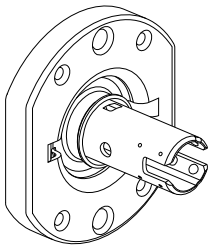
* Each plate is 0.075" thick, so if two Under Device Plates are required, the over door thickness will increase by more than 1/8".

Spring Cages

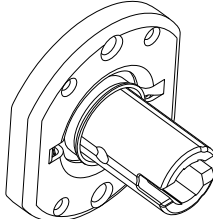
Exterior	Order Suffix	Cylinder Type	CO Chassis Type			
			CY	MS/MD	993 (Except ATH & 8AT)	993 (Only ATH & 8AT)
	PD/LD	KIL 6 Pin (Schlage & Falcon Cylinders)	46928552	46928602	46928651	
	RD/JD	FSIC 6 Pin (Schlage Cylinders)	46928552	46928610	46928651	
	GD/BD	SFIC 6 & 7 Pin (Schlage, Falcon, BEST, Corbin Russwin, Yale, Medeco Cylinders)	46928560		46928669	
	LD SA6	KIL 6 Pin (Sargent Cylinders)	46928578	46928628	46928677	
	LD FA7	KIL 7 Pin (Falcon Cylinders)	23845969	23845977	23779838	N/A
	LD CO6	KIL 6 Pin (Corbin Russwin Cylinders)	24281750	24281776	24289910	N/A
	JD SA6	FSIC 6 Pin (Sargent Cylinders)	46928586	46928636	46928685	
	JD CO6	FSIC 6 Pin (Corbin Russwin Cylinders)	46928586	46928636	46928693	
	JD CO7	FSIC 7 Pin (Corbin Russwin Cylinders)	23990674	23988033	23988017	N/A
	JD YA6*	FSIC 6 Pin (Yale/Medeco Cylinders*)	46928594	46928644	46928701	
	JD YA7	FSIC 7 Pin (Yale Cylinders)	24281743	24281768	24289928	N/A
	JD MED	FSIC 6 Pin (Medeco Cylinders)	24281735		24289902	N/A
Interior	All	N/A	23599210		N/A	N/A

* Accepts Medeco retrofit cylinder for Yale, Medeco p/n 31-0100 FSIC type

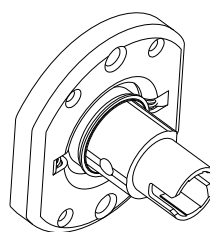
46928552
Cylindrical



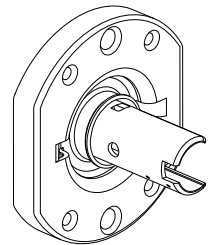
46928602
Mortise



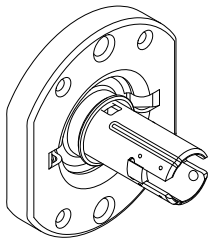
46928610
Mortise



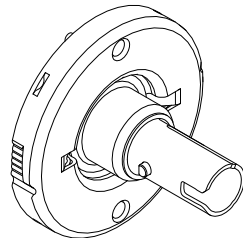
46928560
Cylindrical & Mortise



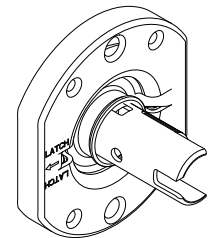
46928651
993 Exit Trim




23599210
(Inside)



23990674
Cylindrical



23988033
Mortise



Tailpieces

Single Tailpieces						
Order Suffix	Cylinder Type	Cylinder OEM	CO Chassis Type			
			CY	MS/MD	993 (Except ATH & 8AT)	993 (Only ATH & 8AT)
PD	KIL	Schlage (6 Pin)	C604-243*	23538085*		
			C603-524**	23538077**		
LD	KIL (Less)	Schlage (6 Pin)	C604-243*	23538085*		
			C603-524**	23538077**		
		Falcon (6 Pin)	02164-001***	02164-002***		
RD	FSIC	Schlage (6 Pin)	23446339			
JD	FSIC (Less)	Schlage (6 Pin)	23446339			
GD	SFIC	Schlage (7 Pin)	23446347		N523-091	23446347
BD	SFIC (Less)	Schlage, Falcon, BEST, Corbin Russwin, Yale, Medeco (6 & 7 Pin)	46929456‡		09-774†	46929456
LD SA6	KIL (Less)	Sargent (6 Pin)	23433626	23443427		
LD FA7	KIL (Less)	Falcon (7 Pin)	23779820			N/A
JD SA6	FSIC (Less)	Sargent (6 Pin)	23433634	23443435		
JD CO6	FSIC (Less)	Corbin Russwin (6 Pin)	23433634	23443435		
JD CO7	FSIC (Less)	Corbin Russwin (7 Pin)	23854516			N/A
JD YA6	FSIC (Less)	Yale (6 Pin)	23759863◇	23760366◇		
JD YA7	FSIC (Less)	Yale (7 Pin)	23929714	23929722		N/A
JD MED	FSIC (Less)	Medeco (6 Pin)	23810898			N/A

* Compatible only with Everest Primus and Modular Cylinders

** Compatible only with Legacy Classic Cylinders (not compatible with Everest Primus or Modular Cylinders)

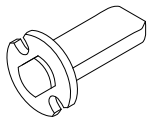
*** Requires Spacer 024264-000 and Retainer 012053-000

‡ This is a kit containing Tailpiece 23446347, Spacer D500-000, and Instruction Sheet P515-159

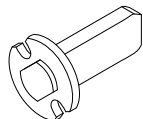
† This is a kit containing Tailpiece N523-091, Spacer D500-000, and Instruction Sheet P515-159

◇ Compatible also with Medeco 31-0100 Cylinders (FSIC Cylinder Type)

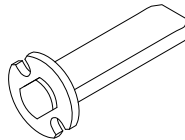
C603-524†



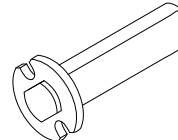
C604-243*



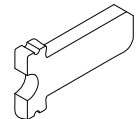
23538077†



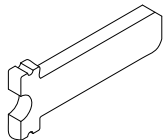
23538085*



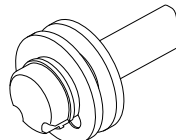
23433626



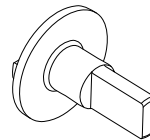
23443427



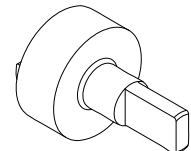
23446339



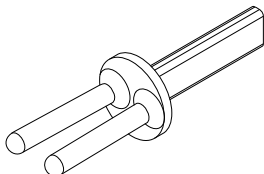
23759863 z



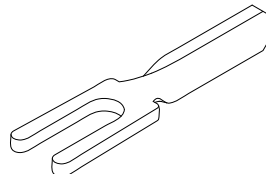
23760366 z



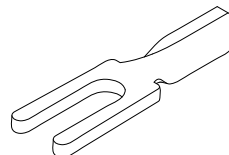
N523-091



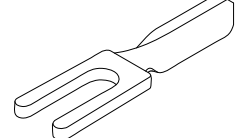
23443435



23433634



23854516



Spring Cage and Tailpieces Kits

Order Suffix	Cylinder Type	Quantity in Package	CO Chassis Type			
			CY	MS/MD	993 (Except ATH & 8AT)	993 (Only ATH & 8AT)
PD/LD	KIL 6 Pin (Schlage & Falcon Cylinders)	10	23593270	23593346		
RD/JD	FSIC 6 Pin (Schlage Cylinders)	10	23593288	23593353		
GD/BD	SFIC 6 & 7 Pin (Schlage, Falcon, BEST, Corbin Russwin, Yale, Medeco Cylinders)	10	23593304		23593437	23593510
LD SA6	KIL 6 Pin (Sargent Cylinders)	1	23593312	23593379		
LD FA7	KIL 7 Pin (Falcon Cylinders)	1	23845985	23845993	23810872	N/A
LD CO6	KIL 6 Pin (Corbin Russwin Cylinders)	1	24281818	24281834	24289951	N/A
JD SA6	FSIC 6 Pin (Sargent Cylinders)	1	23593320	23593387		
JD CO6	FSIC 6 Pin (Corbin Russwin Cylinders)	1	23593320	23593387		
JD CO7	FSIC 7 Pin (Corbin Russwin Cylinders)	1	23990666	23988041	23988025	N/A
*JD YA6	FSIC 6 Pin (Yale/*Medeco Cylinders)	1	23593338	23593395		
JD YA7	FSIC 7 Pin (Yale Cylinders)	1	24281800	24281826	24289944	N/A
JD MED	FSIC 6 Pin (Medeco Cylinders)	1	24281792		24289936	N/A

* Accepts Medeco retrofit cylinder for Yale, Medeco p/n 31-0100 FSIC type

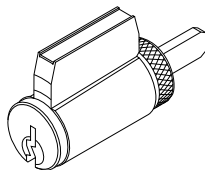
Cylinders

Chassis	Cylinder Suffix*	Classic	Everest	Primus	Primus XP	Primus UL 437	Primus UL 437 XP
Cylindrical	PD	23-013	23-013-EV	20-750	20-750-XP	20-550	20-550-XP
	RD	23-030	23-030-EV	20-740	20-740-XP		
Mortise	PD	23-118	23-118-EV	20-854	20-854-XP	20-554	20-554-XP
	RD	23-030	23-030-EV	20-740	20-740-XP		
Exit	PD (All Except ATH, 8AT)	23-118	23-118-EV	20-854	20-854-XP	20-554	20-554-XP
	PD (ATH, 8AT)	23-013	23-013-EV	20-750	20-750-XP	20-550	20-550-XP
	RD	23-030	23-030-EV	20-740	20-740-XP		
All	GD		80-037				

* Definitions available on page 46

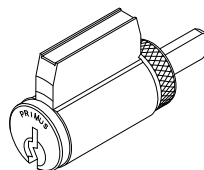
Classic, Everest PD

23-013
23-013-EV
23-118
23-118-EV



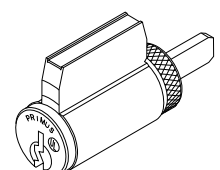
Primus, Primus XP PD

20-750
20-750-XP
20-854
20-854-XP



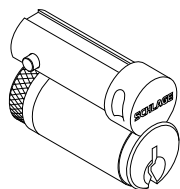
Primus UL 437, Primus UL, 437 XP PD

20-550
20-550-XP
20-554
20-554-XP



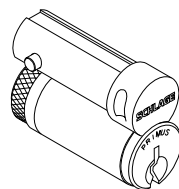
Classic, Everest RD

23-030
23-030-EV



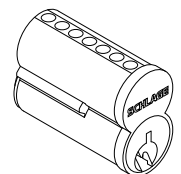
Primus, Primus XP RD

20-740
20-740-XP

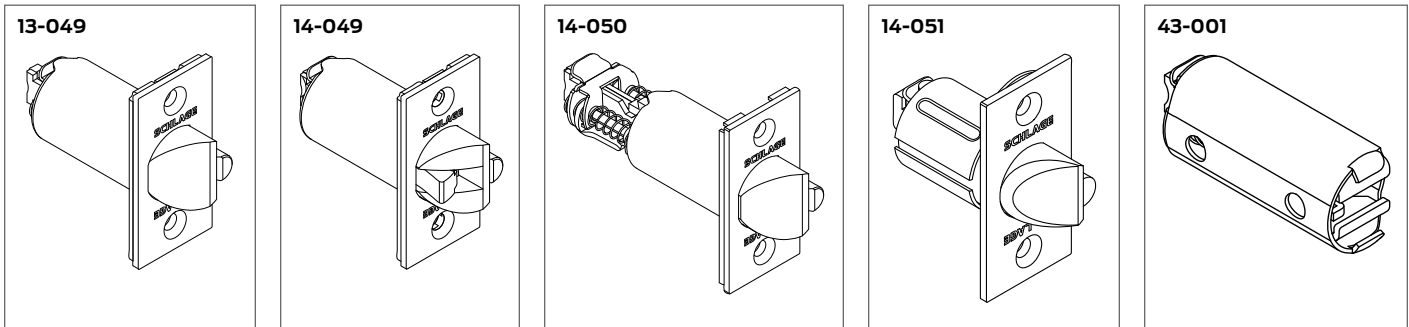


Everest GD

80-037



Latches



Backset	Description	Part No.
2¾"	½" Size, Square Corner, Electrified Latch, 1⅛" ± 2¼"	13-049
2¾"	¾" Size, Anti-Friction Fire Door Latch, 1⅛" ± 2¼"	14-049
3¾"	½" Size, Square Corner Latchbolt, 1⅛" ± 2¾"	14-050
2¾"	½" Size, Square Corner Latchbolt, 1⅛" ± 2¾"	14-051
5"	½" Latchbolt Bracket Extension	43-001

Cover Screw Packs

Torx® Screw Packs are used to replace standard screws to provide increased security. Standard screw packs shipped with the product include only Phillips head screws.

Part No.	Kit Description	Contents
23631765*	Tamper Torx Screw Pack, CY	(4) Flat Head Torx Screws, #8-32 (T-15), ½" length
		(2) Flat Head Torx Screws, #12-24 (T-20), ½" length
		(1) Torx Screw, #8-32 x 1" MS Pin
23631781*	Tamper Torx Screw Pack, MS/MD	(2) Flat Head Torx Screws, #8-32 (T-15), ¼" length
		(2) Flat Head Torx Screws, #12-24 (T-20), ½" length
		(1) Torx Screw, #8-32 x 1" MS Pin
		(2) Oval Head Torx Screws, #10-24 x ¾"
		(2) Oval Head Torx Screws, #10-24 x 1"
		(2) Oval Head Torx Screws, #10-24 x 1¼"
		(2) Oval Head Torx Screws, #10-24 x 1½"
		(2) Oval Head Torx Screws, #10-24 x 1¾"
23631799*	Tamper Torx Screw Pack, 993	(2) Oval Head Torx Screws, #10-24 x 1"
		(2) Oval Head Torx Screws, #10-24 x 1¼"
		(2) Oval Head Torx Screws, #10-24 x 1½"
		(2) Oval Head Torx Screws, #10-24 x 1¾"
		(2) Oval Head Torx Screws, #10-24 x 2"
		(2) Torx Screws, #8-32 x ¾" MS Pin

* Must specify Finish

Parts and accessories

About Allegion™

Allegion (NYSE: ALLE) is a global pioneer in safety and security, with leading brands like CISA®, Interflex®, LCN®, Schlage® and Von Duprin®. Focusing on security around the door and adjacent areas, Allegion produces a range of solutions for homes, businesses, schools and other institutions. Allegion is a \$2 billion company, with products sold in almost 130 countries.

For more, visit www.allegion.com.

aptiQ ■ LCN ■ **SCHLAGE** ■ STEELCRAFT ■ VON DUPRIN