
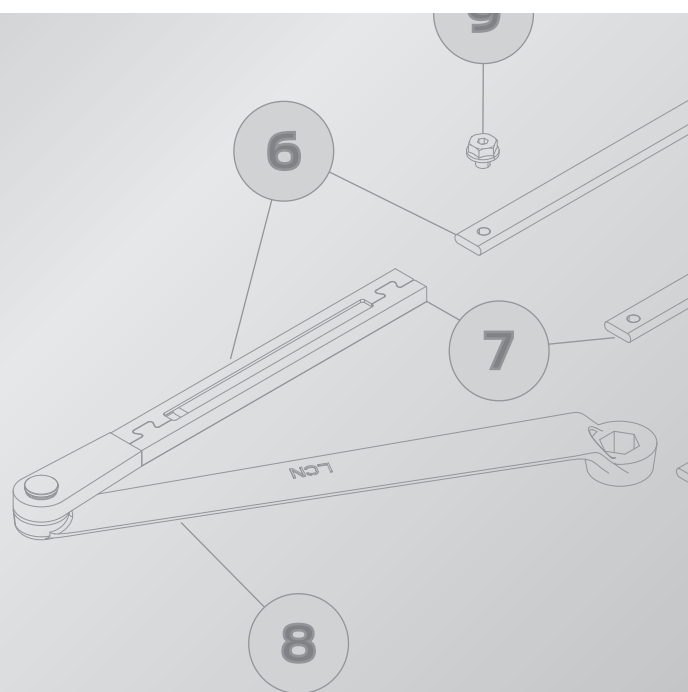


LCN®

Closers & Automatic Operators

Parts manual



Contents

Introduction

- [5 How to Use the LCN Parts Manual](#)
- [5 Parts Manual Organization](#)
- [5 Casting \(Forging\) Numbers](#)
- [5 Additional Information](#)
- [5 Part and Component Pricing](#)
- [6 How to Order](#)
- [6 Part or Component Identification](#)
- [6 Ordering Examples](#)
- [6 Trademarks](#)
- [6 Additional Assistance](#)
- [6 Please Note](#)

4000 Series Surface Mounted Closers

- [8 4010 Series "Smoother"](#)
- [12 4010T Series "Smoother"](#)
- [14 4020 Series "Smoother"](#)
- [16 4020T Series "Smoother"](#)
- [19 4030 Series "Smoother"](#)
- [23 4030T Series "Smoother"](#)
- [25 4040XP Series "Super Smoother"](#)
- [29 4040XPT Series "Super Smoother"](#)
- [32 4050 Series](#)
- [36 4110 Series "Smoother"](#)
- [40 4110T Series "Smoother"](#)
- [43 4000T Series "Pocket Closer"](#)

1000 Series Surface Mounted Closers

- [46 1250 Series](#)
- [50 1260 Series](#)
- [55 1450 Series](#)
- [59 1460 Series](#)
- [64 1460T Series "Super Stock"](#)

Concealed Series Closers

- [68 2010 Series](#)
- [70 2030 Series](#)
- [72 3030 Series](#)
- [73 3130 Series](#)
- [74 5010 Series](#)
- [76 5030 Series "Pacer"](#)
- [79 6030 Series "Pacer"](#)

Fire-Life Safety Series Closers & Holders


- [82 SEM7800 Series](#)
- [84 3130SE Series](#)
- [86 4040SE Series](#)
- [88 2310ME Series](#)
- [90 4310ME Series "Sentronic"](#)
- [92 4410ME Series "Sentronic"](#)
- [94 4310HSA Series "Sentronic"](#)
- [96 4410HSA Series "Sentronic"](#)
- [98 SEH Series](#)

High Security Closers

- [100 2210 Series](#)
- [102 2210DPS Series](#)
- [104 4210 Series](#)
- [106 4210T Series](#)
- [108 4510 Series](#)
- [110 4510T Series](#)

Automatic Operators

- [114 2610 Series "Auto-Equalizer"](#)
- [116 4810 Series "Auto-Equalizer"](#)
- [118 4820 Series "Auto-Equalizer"](#)
- [120 4840 Series "Auto-Equalizer"](#)
- [122 4630 Series "Auto-Equalizer"](#)
- [124 4640 Series "Auto-Equalizer"](#)
- [126 9130 Series "Benchmark"](#)
- [128 9140 Series "Benchmark"](#)
- [130 9150 Series "Benchmark"](#)
- [132 2810 Series "Senior Swing"](#)
- [134 2850 Series "Senior Swing"](#)
- [136 2860 Series "Senior Swing"](#)
- [138 9530 Series "Senior Swing"](#)
- [140 9540 Series "Senior Swing"](#)
- [142 9550 Series "Senior Swing"](#)
- [144 9560 Series "Senior Swing"](#)



Introduction

How to Use the LCN Parts Manual

The LCN Parts Manual is designed to help technical service or maintenance personnel correctly identify parts that may be required to return an LCN closer to service.

Parts Manual Organization

The LCN Parts Manual identifies replacement parts that are available through many LCN distributors. The manual sections are organized by product type and series. The products within each section are listed in numerical order. Major components, such as cylinder assemblies and track assemblies, are listed within each individual closer series. A complete component assembly often has individual replacement parts available.

Casting (Forging) Numbers

Many LCN parts or components have casting or forging numbers stamped or raised on the surface. An example would be the "71" or "320G" on an LCN cylinder assembly. These numbers really do not identify a particular part or component. You should follow the "How to Order" page in the latest edition of the LCN catalog, or call LCN Customer Service for assistance.

Additional Information

In addition to the closer series, suffix number, and short description, many parts and components require more information. Items that require more information have letters listed to the right of the description. The letter(s) are defined as follows:

- **F – Finish:** Indicate the powder coat or plated finish desired. Not all parts and components are available with a plated finish. Refer to either the latest edition of the LCN catalog or the current LCN Price Book for a standard powder coat finish chart and available plated finish designations.
- **S – Size:** Refers to the spring power of the closer; the larger the number, the more power the closer may have to close a door. Several closer series have an adjustable "Size 1" available. In many cases, a "Size 1" closer will meet low opening force requirements. Some "Size 1" closers are not adjustable. Please refer to the latest edition of the LCN Catalog for clarification on individual closer spring power.
- **H – Hand:** Please specify either RH (Right Hand) or LH (Left Hand). The hand of a door can be determined several ways. The diagram below may be used as a reference.



- **V – Voltage:** Some parts and components require voltage. Please specify either 24V or 120V.

Part and Component Pricing

Prices for parts and components listed with the LCN Illustrated Parts List can be found in the current LCN Price Book. The Price Book contains basic ordering and product information.

How to Order

1. Identify the series of closer being serviced: 4110, 4040XP, 1460, etc.
2. Refer to the page(s) illustrating the service parts available for the specific closer and select the part required by using the closer series and the suffix.
3. Check to the right of the part description. If additional information is required, please provided it.
4. Order the parts required using the closer series, suffix number, finish, size, hand, and/or voltage.

Part or Component Identification

If the part you require is not shown in the LCN Illustrated Parts List, it may be obsolete. Contact your distributor, your local Allegion consultants office, or LCN customer service at 1-877-671-7011.

Ordering Examples

Here are a few examples of what an item may look like as it is ordered. Please refer to the "How to Order" page at the end of each individual closer series within the LCN Catalog.

- 2310ME-3351 x On/Off Switch x 24V
- 4040SE-3038 x Track x AL x 120V
- 4020T-72MC x Metal Cover x RH x AL
- 4313ME-3971 x Cylinder x LH x AL x 24V
- 3130-3054 Hold Open Clip
- 4040XP-62PA x Parallel Arm Shoe x DKBRZ
- 4010-18 Plate x AL
- 2030-169 Bumper Assembly
- 4640-3462 Controller Assembly
- SEM7850-828 Door Armature Only

Trademarks

List of trademarks that may appear in the LCN Parts Manual. This list includes, but is not limited to, the following:

- CUSH-N-Stop®
- Pacer®
- Sentronic®
- Smoothee®
- Super Stock®
- Equalizer®
- Shield and Device®
- Thriftee®
- Super Smoothee®

Additional Assistance

If any additional assistance is needed, call LCN at 1-877-671-7011. Our Customer Service or Technical Support team will do their very best to offer door control solutions on any of the products listed within the LCN Parts Manual.

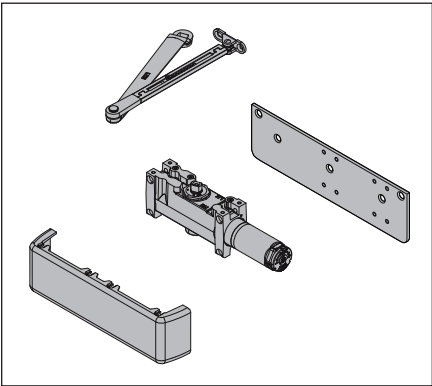
Please Note

Every effort has been made to ensure the accuracy of the LCN Parts Manual. If an error does exist, please contact LCN Customer Service. Errors and omissions will be incorporated into the document's next edition. Illustrations are designed to show general shape and size of a part and the relationship that part has to other parts. Actual size and shape of parts or components may differ or vary from the actual part or component that is shipped. LCN offers this information as a reference only. All information is subject to change without notice from LCN. If any additional information is needed, please call LCN Customer Service or Technical Support at 1-877-671-7011. You may also visit LCN online at www.allegion.com/us.

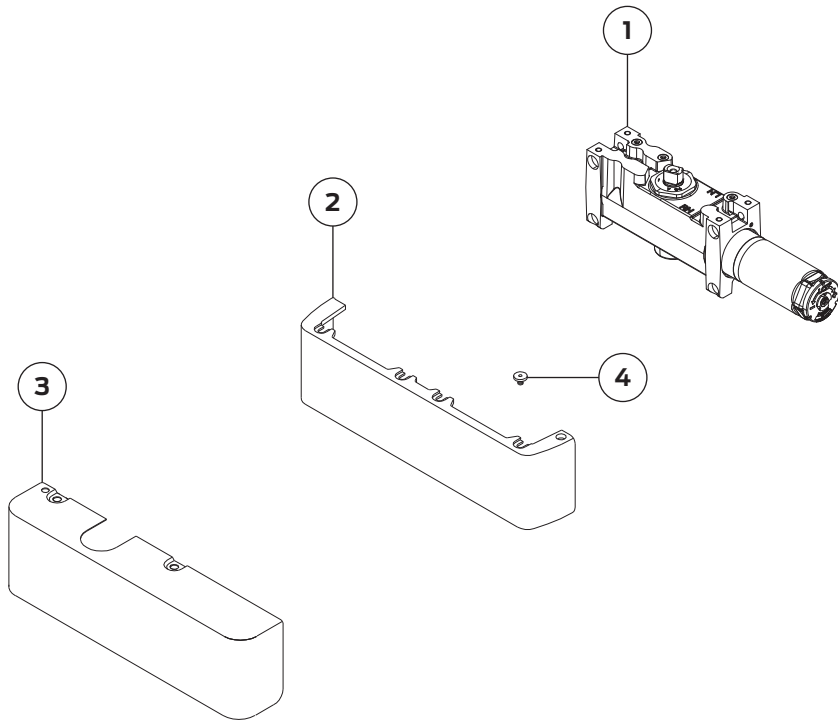
4000 Series Surface Mounted Closers

8	4010 Series "Smoothee"
12	4010T Series "Smoothee"
14	4020 Series "Smoothee"
16	4020T Series "Smoothee"
19	4030 Series "Smoothee"
23	4030T Series "Smoothee"
25	4040XP Series "Super Smoothee"
29	4040XPT Series "Super Smoothee"
32	4050 Series
36	4110 Series "Smoothee"
40	4110T Series "Smoothee"
43	4000T Series "Pocket Closer"

4010 Series "Smoother"



Cylinder & Cover Parts

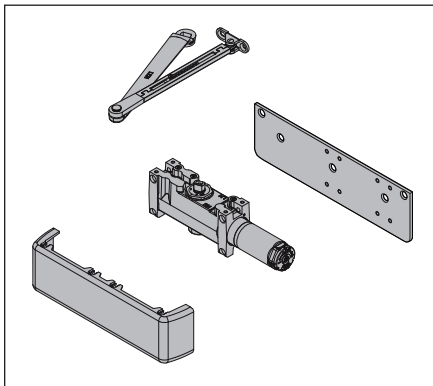


No.	Description	Part number
1	Cylinder Assembly (F)(S)(H)	4011(6)-3071
1	Cylinder Assembly w/ Delay (F)(S)(H)	4011-3071DEL
1	Assembly w/ TEL (F)(S)(H)	4011(6)-3071TEL
2	Standard Cover (F)	4010-72
3	Metal Cover (F)(H)	4010-72MC
4	Cover Screw (F)	4010-31

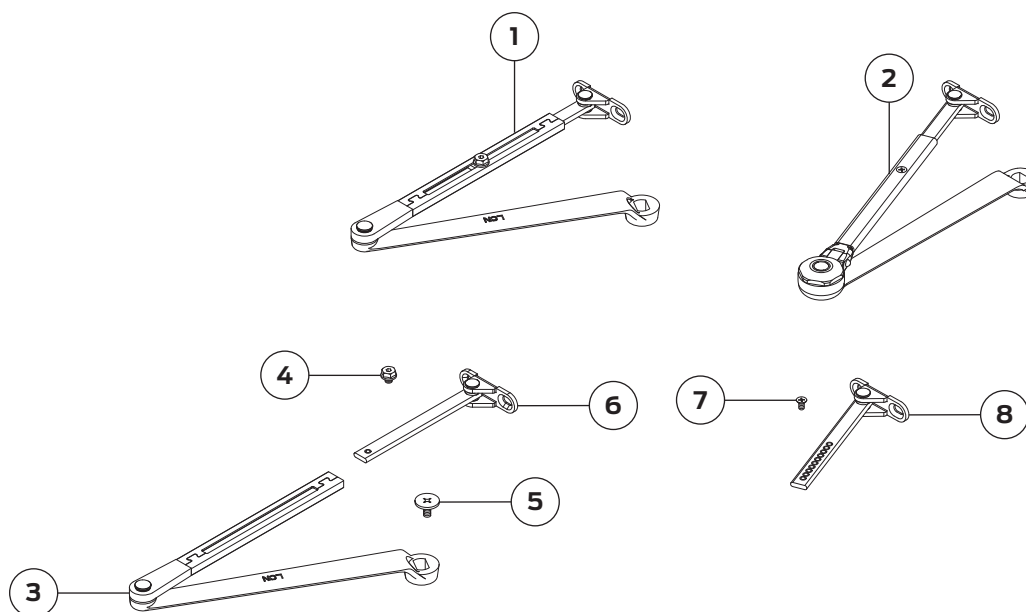
No.	Description	Part number
5	Screw Pack (Not Shown)(F)	4010-SRT
6	Screw Pack (Not Shown)(F)	4010-TBSRT
7	Screw Pack (Not Shown)(F)	4010-WMS
8	Screw Pack (Not Shown)(F)	4010-TBWMS
9	Screw Pack (Not Shown)(F)	4010-TORX
10	Screw Pack (Not Shown)(F)	4010-TBTRX

Please specify finish (F), size (S), hand (H), & voltage (V) where indicated. See the latest edition of the LCN catalog for part descriptions and specifications on many of the items shown above. List prices for items shown above can be located in the current LCN price book.

4010 Series "Smoother"



Arm Assemblies & Parts

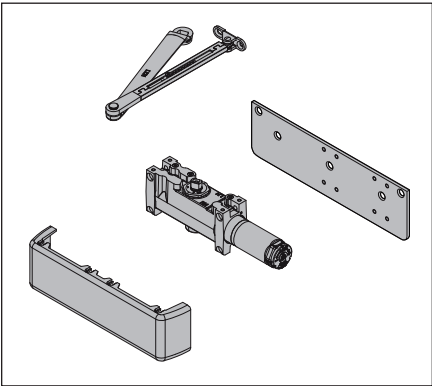


No.	Description	Part number
1	Regular Arm (F)	4010-3077
2	Hold-Open Arm (F)(H)	4010-3049
3	Main Arm & Forearm (F)	4010-77
4	Arm Screw (F)	4010-83

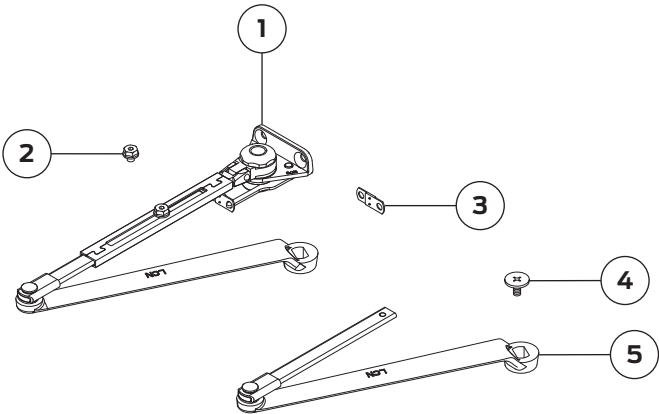
No.	Description	Part number
5	Arm Screw (F)	4010-159
6	Rod & Shoe (F)	4010-79
7	H Arm Screw (F)	4010-83H
8	Hold-Open Rod & Shoe (F)	4010-79H

Please specify finish (F), size (S), hand (H), & voltage (V) where indicated. See the latest edition of the LCN catalog for part descriptions and specifications on many of the items shown above. List prices for items shown above can be located in the current LCN price book.

4010 Series "Smoother"



Arm Assemblies & Parts Cont.

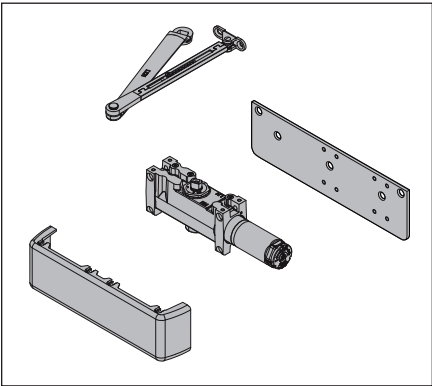


No.	Description	Part number
1	Fusible Link (FL) Arm (F)(H)	4010-3049FL
2	Arm Screw (F)	4010-83
3	Fusible Link	4010-28

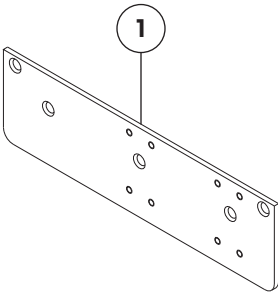
No.	Description	Part number
4	Arm Screw (F)	4010-159
5	FL Main Arm & Rod (F)	4010-49FL

Please specify finish (F), size (S), hand (H), & voltage (V) where indicated. See the latest edition of the LCN catalog for part descriptions and specifications on many of the items shown above. List prices for items shown above can be located in the current LCN price book.

4010 Series "Smoothee"



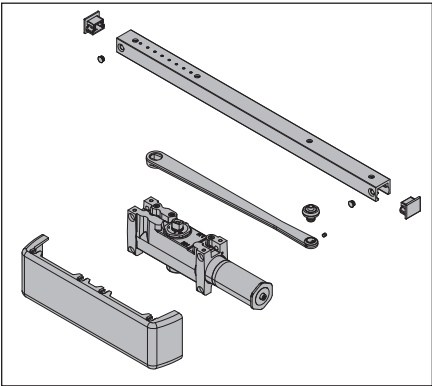
Mounting Plates



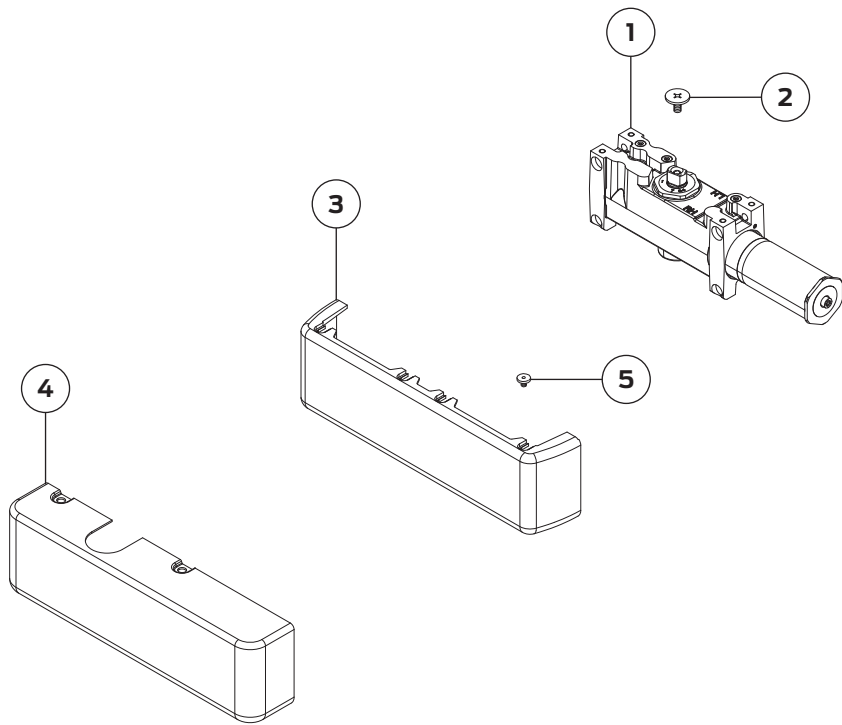
No.	Description	Part number
1	Mounting Plate (F)	4010-18

Please specify finish (F), size (S), hand (H), & voltage (V) where indicated. See the latest edition of the LCN catalog for part descriptions and specifications on many of the items shown above. List prices for items shown above can be located in the current LCN price book.

4010T Series "Smoother"



Cylinder & Cover Parts

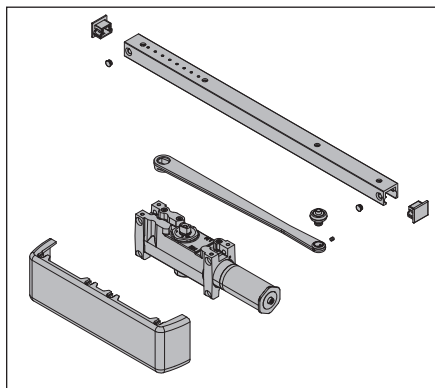


No.	Description	Part number
1	Cylinder Assembly (F)(S)(H)	4011(3-4)T-3071
2	Arm Screw (F)	4010T-159
3	Standard Cover (F)	4010T-72
4	Metal Cover (F)(H)	4010T-72MC
5	Cover Screw (F)	4010T-31
6	Screw Pack (incl -3034)[Not Shown](F)	4010T-SRT

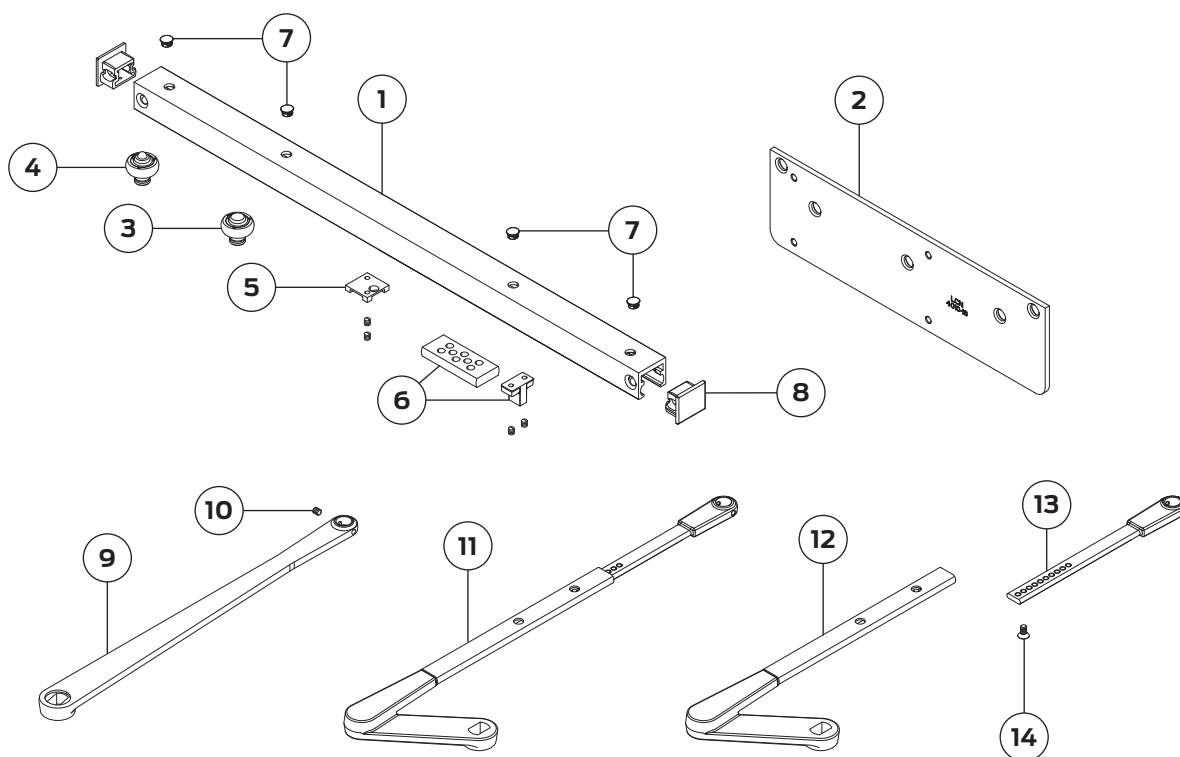
No.	Description	Part number
7	Screw Pack (incl -3034)[Not Shown](F)	4010T-TBSRT
8	Screw Pack (incl -3034)[Not Shown](F)	4010T-WMS
9	Screw Pack (incl -3034)[Not Shown](F)	4010T-TBWMS
10	Screw Pack (incl -3034)[Not Shown](F)	4010T-TORX
11	Screw Pack (incl -3034)[Not Shown](F)	4010T-TBTRX

Please specify finish (F), size (S), hand (H), & voltage (V) where indicated. See the latest edition of the LCN catalog for part descriptions and specifications on many of the items shown above. List prices for items shown above can be located in the current LCN price book.

4010T Series "Smoother"



Track Assemblies & Parts

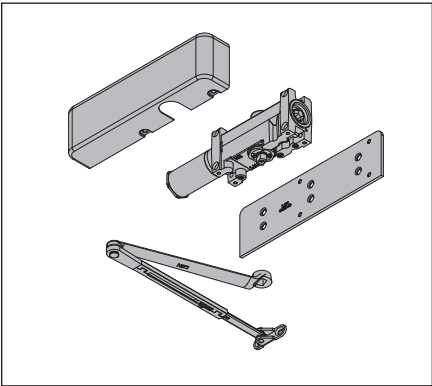


No.	Description	Part number
1	Standard Track (F)	4010T-3038
1	Track w/ Bumper (F)	4010T-3038B
1	Track w/ Hold Open (F)	4010T-3038H
1	Track w/ Hold Open & Bumper (F)	4010T-3038HB
2	Plate (F)	4010T-18
3	Track Roller	4010T-3034
4	Hold Open Track Roller	4010T-3034HO
5	Hold-Open Clip	4010T-3054
6	Track Bumper	4010T-169

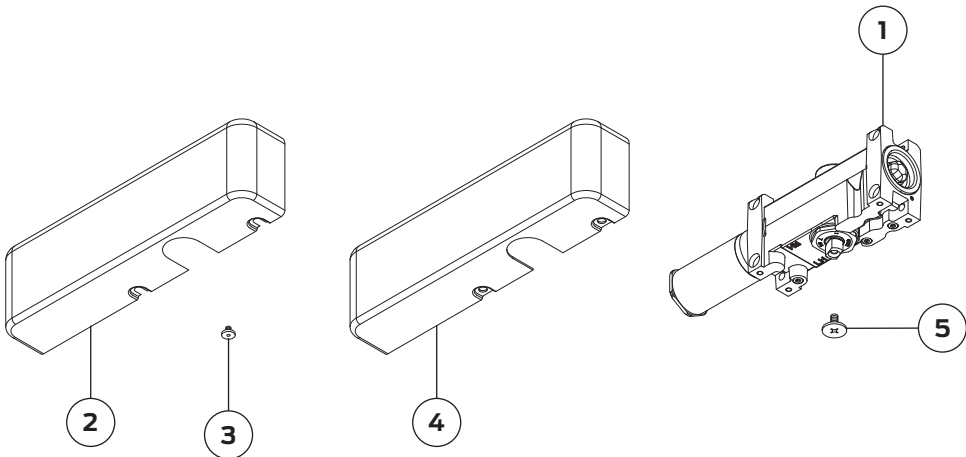
No.	Description	Part number
7	Plug (F) (4 Required - Sold Individually)	4010T-141-2
8	End Cap (2 Required - Sold Individually)	4010T-73
9	Standard Arm (F)(H)	4010T-3077T
10	Roller Lock Screw	4010T-425
11	DE Arm (F)(H)	4010T-3077DE
12	Main Arm & Tube (F)(H)	4010T-78DE
13	Rod (F)	4010T-82
14	H Arm Screw (F)	4010T-83H

Please specify finish (F), size (S), hand (H), & voltage (V) where indicated. See the latest edition of the LCN catalog for part descriptions and specifications on many of the items shown above. List prices for items shown above can be located in the current LCN price book.

4020 Series "Smoothee"



Cylinder & Cover Parts

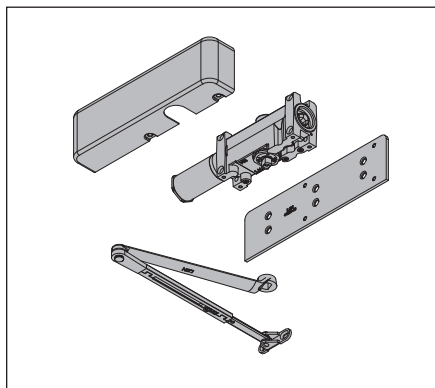


No.	Description	Part number
1	Cylinder Assembly (F)(S)(H)	4021(6)-307I
1	Cylinder Assembly w/ Delay (F)(S)(H)	4021-307IDEL
1	Cylinder Assembly w/ TEL (F)(S)(H)	4021(6)-307ITEL
2	Metal Cover (F)(H)	4020-72MC
3	Cover Screw (F)	4020-31
4	Standard Cover (F)(H)	4020-72
5	Arm Screw (F)	4020-159

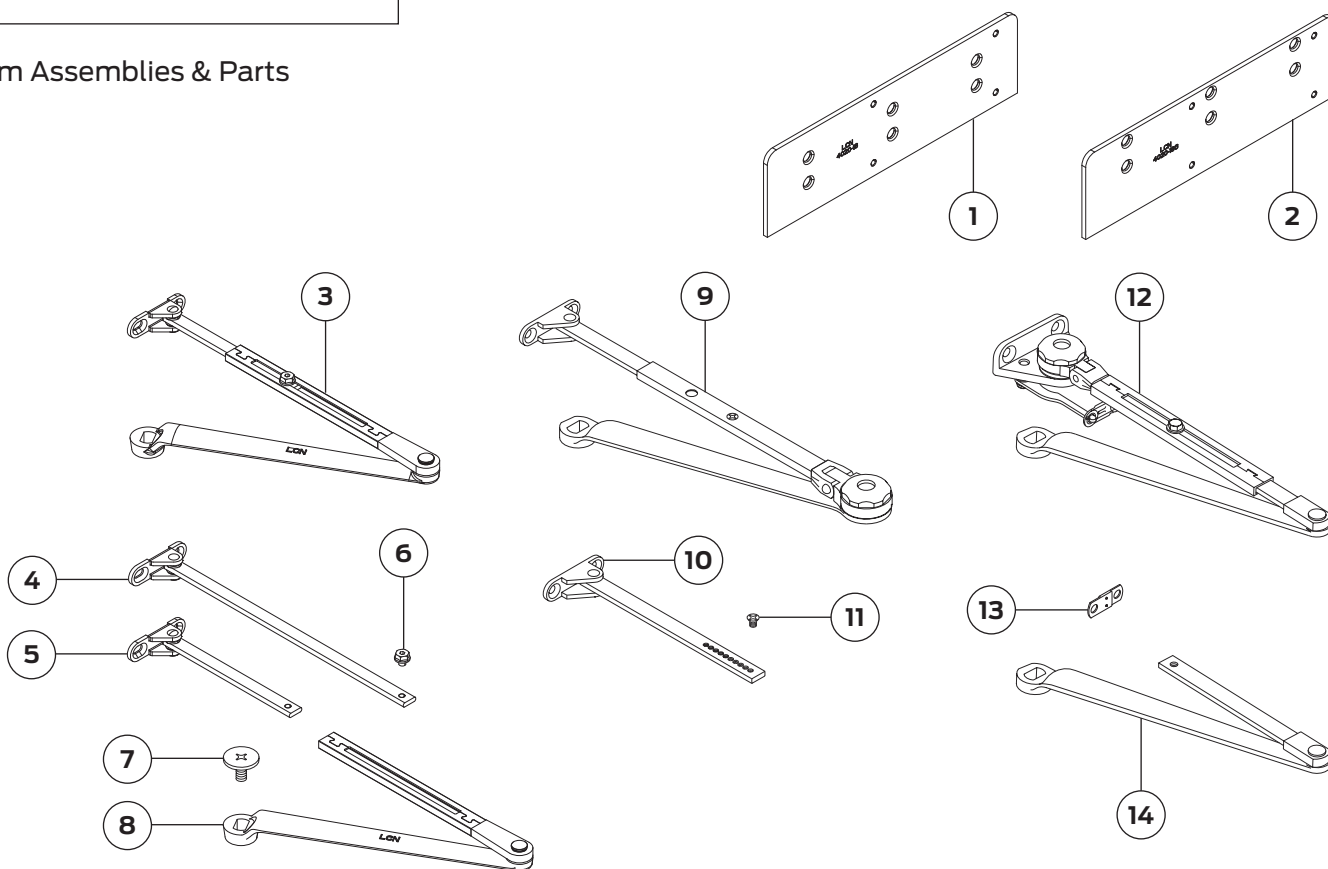
No.	Description	Part number
6	Screw Pack (Not Shown)(F)	4020-SRT
7	Screw Pack (Not Shown)(F)	4020-TBSRT
8	Screw Pack (Not Shown)(F)	4020-WMS
9	Screw Pack (Not Shown)(F)	4020-TBWMS
10	Screw Pack (Not Shown)(F)	4020-TORX
11	Screw Pack (Not Shown)(F)	4020-TBTRX

Please specify finish (F), size (S), hand (H), & voltage (V) where indicated. See the latest edition of the LCN catalog for part descriptions and specifications on many of the items shown above. List prices for items shown above can be located in the current LCN price book.

4020 Series "Smoother"



Arm Assemblies & Parts

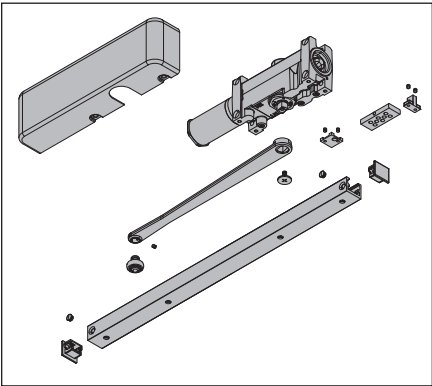


No.	Description	Part number
1	Plate (F)	4020-18
2	Plate (F)	4020-18G
3	Regular Arm (F)	4020-3077
3	Long Arm (F)	4020-3077L
4	Long Rod & Shoe (F)	4020-79LR
5	Rod & Shoe (F)	4020-79
6	Arm Screw (F)	4020-83
7	Arm Screw (F)	4020-159

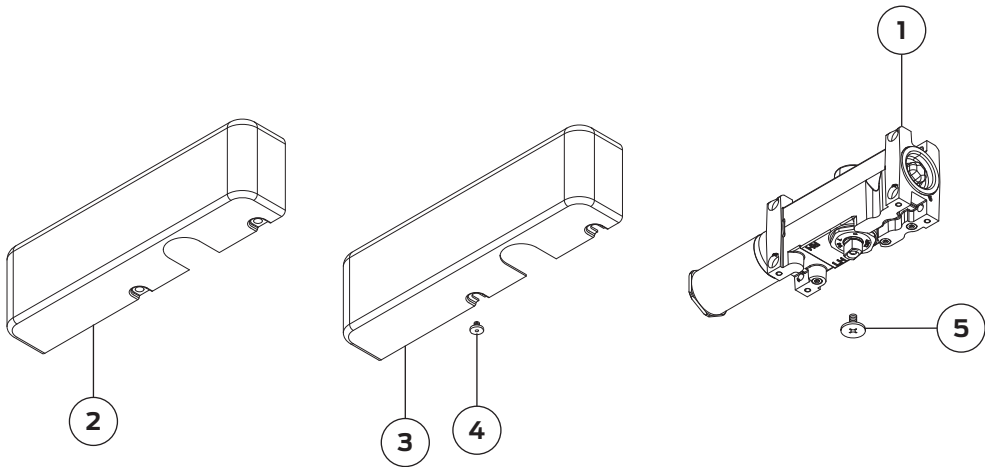
No.	Description	Part number
8	Arm & Forearm (F)	4020-77
9	Hold-Open Arm (F)(H)	4020-3049
10	Hold-Open Rod & Shoe (F)	4020-79H
11	H Arm Screw (F)	4020-83H
12	Fusible Link (FL) Arm (F)(H)	4020-3049FL
13	Fusible Link	4020-28
14	FL Hold-Open Main Arm (F)	4020-49FL

Please specify finish (F), size (S), hand (H), & voltage (V) where indicated. See the latest edition of the LCN catalog for part descriptions and specifications on many of the items shown above. List prices for items shown above can be located in the current LCN price book.

4020T Series "Smoothee"



Cylinder & Cover Parts

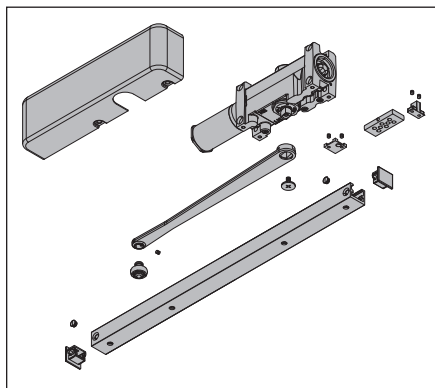


No.	Description	Part number
1	Cylinder Assembly (F)(S)(H)	4021(3-4)T-3071
2	Metal Cover (F)(H)	4020T-72MC
3	Standard Cover (F)(H)	4020T-72
4	Cover Screw (F)	4020T-31
5	Arm Screw (F)	4020T-159
6	Screw Pack (incl -3034)[Not Shown](F)	4020T-SRT

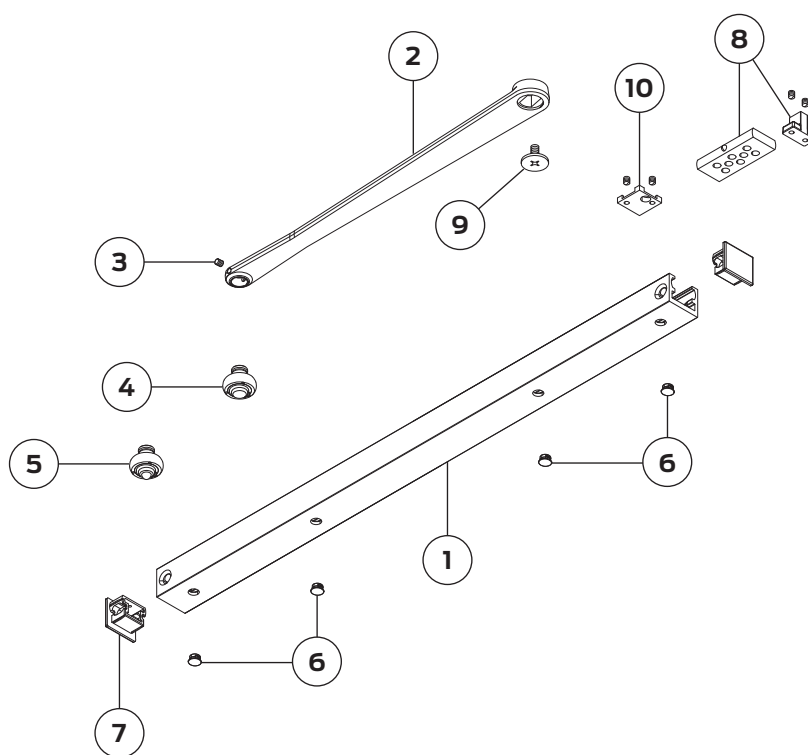
No.	Description	Part number
7	Screw Pack (incl -3034)[Not Shown](F)	4020T-TBSRT
8	Screw Pack (incl -3034)[Not Shown](F)	4020T-WMS
9	Screw Pack (incl -3034)[Not Shown](F)	4020T-TBWMS
10	Screw Pack (incl -3034)[Not Shown](F)	4020T-TORX
11	Screw Pack (incl -3034)[Not Shown](F)	4020T-TBTRX

Please specify finish (F), size (S), hand (H), & voltage (V) where indicated. See the latest edition of the LCN catalog for part descriptions and specifications on many of the items shown above. List prices for items shown above can be located in the current LCN price book.

4020T Series "Smoother"



Arm Assemblies & Parts

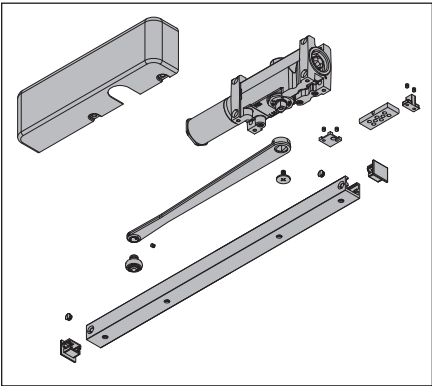


No.	Description	Part number
1	Standard Track (F)	4020T-3038
1	Standard Track w/ Bumper (F)	4020T-3038B
1	Standard Track w/ Hold-Open (F)	4020T-3038H
1	Standard Track w/Bump & Hold-Open (F)	4020T-3038HB
2	Standard Arm (F)(H)	4020T-3077T
3	Roller Locking Screw	4020T-425
4	Track Roller	4020T-3034

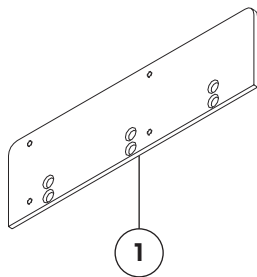
No.	Description	Part number
5	Hold Open Track Roller	4020T-3034H
6	Plug (F) (4 Required - Sold Individually)	4020T-141-2
7	End Cap (F) (2 Required - Sold Individually)	4020T-73
8	Track Bumper	4020T-169
9	Arm Screw (F)	4020T-159
10	Hold-Open Clip	4020T-3054

Please specify finish (F), size (S), hand (H), & voltage (V) where indicated. See the latest edition of the LCN catalog for part descriptions and specifications on many of the items shown above. List prices for items shown above can be located in the current LCN price book.

4020T Series "Smoothee"



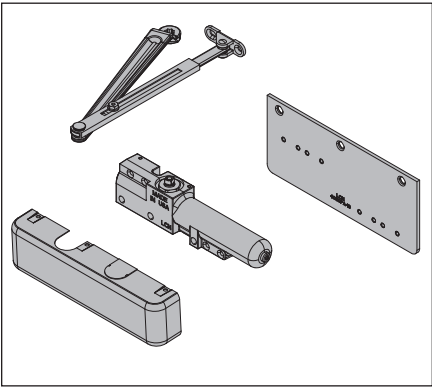
Mounting Plates



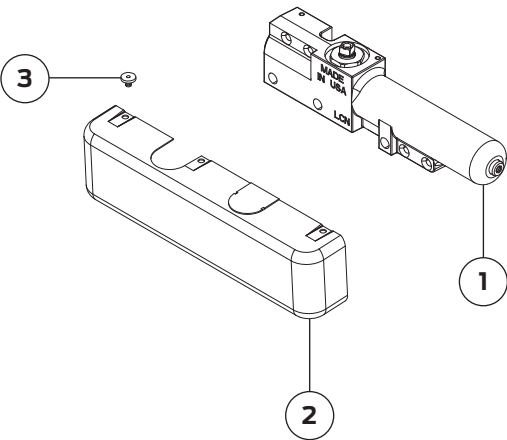
No.	Description	Part number
1	Mounting Plate (F)	4020T-18

Please specify finish (F), size (S), hand (H), & voltage (V) where indicated. See the latest edition of the LCN catalog for part descriptions and specifications on many of the items shown above. List prices for items shown above can be located in the current LCN price book.

4030 Series "Smoother"



Cylinder & Cover Parts

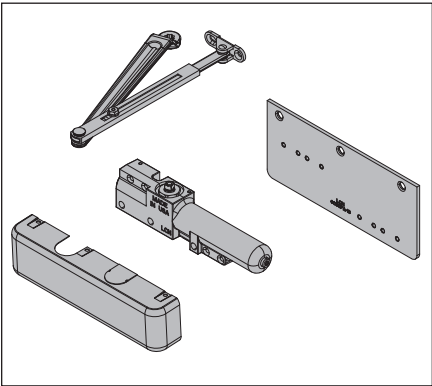


No.	Description	Part number
1	Standard Cylinder Assembly (F)(S)	4031-3071
2	Metal Cover (F)	4030-72MC
3	Cover Screw (F)	4030-31

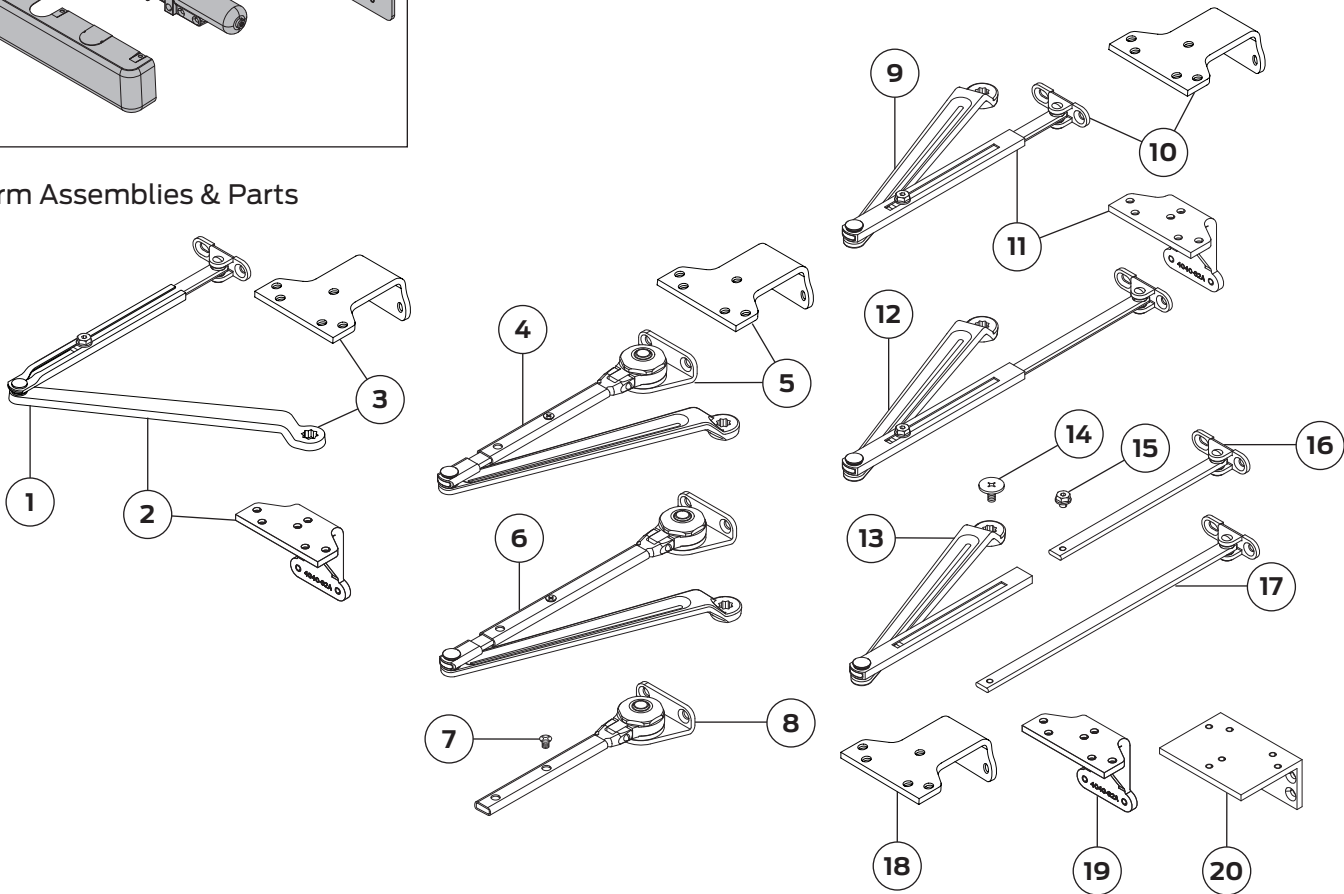
No.	Description	Part number
4	Screw Pack (Not Shown)(F)	4030-WMS
5	Screw Pack (Not Shown)(F)	4030-TBWMS

Please specify finish (F), size (S), hand (H), & voltage (V) where indicated. See the latest edition of the LCN catalog for part descriptions and specifications on many of the items shown above. List prices for items shown above can be located in the current LCN price book.

4030 Series "Smoothee"



Arm Assemblies & Parts

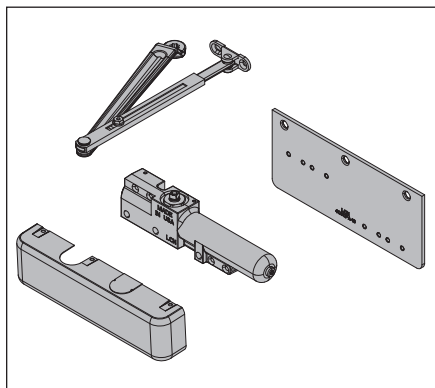


No.	Description	Part number
1	Light Duty Arm (F)	4030-3077LD
2	Light Duty Arm w/ 62A (F)	4030-3077LD/62A
3	Light Duty Arm w/ PA (F)	4030-3077LD/PA
4	H Arm (F)	4030-3049
5	H Arm w/ 62PA (F)	4030-3049/PA
6	H Long Arm (F)	4030-3049/L
7	H Arm Screw (F)	4020-83H
8	Head & Tube Assy (F)	4030-3048
9	Regular Arm (F)	4030-3077
10	Regular Arm w/ 62PA (F)	4030-3077/PA
11	Regular Arm w/ 62A (F)	4030-3077/62A

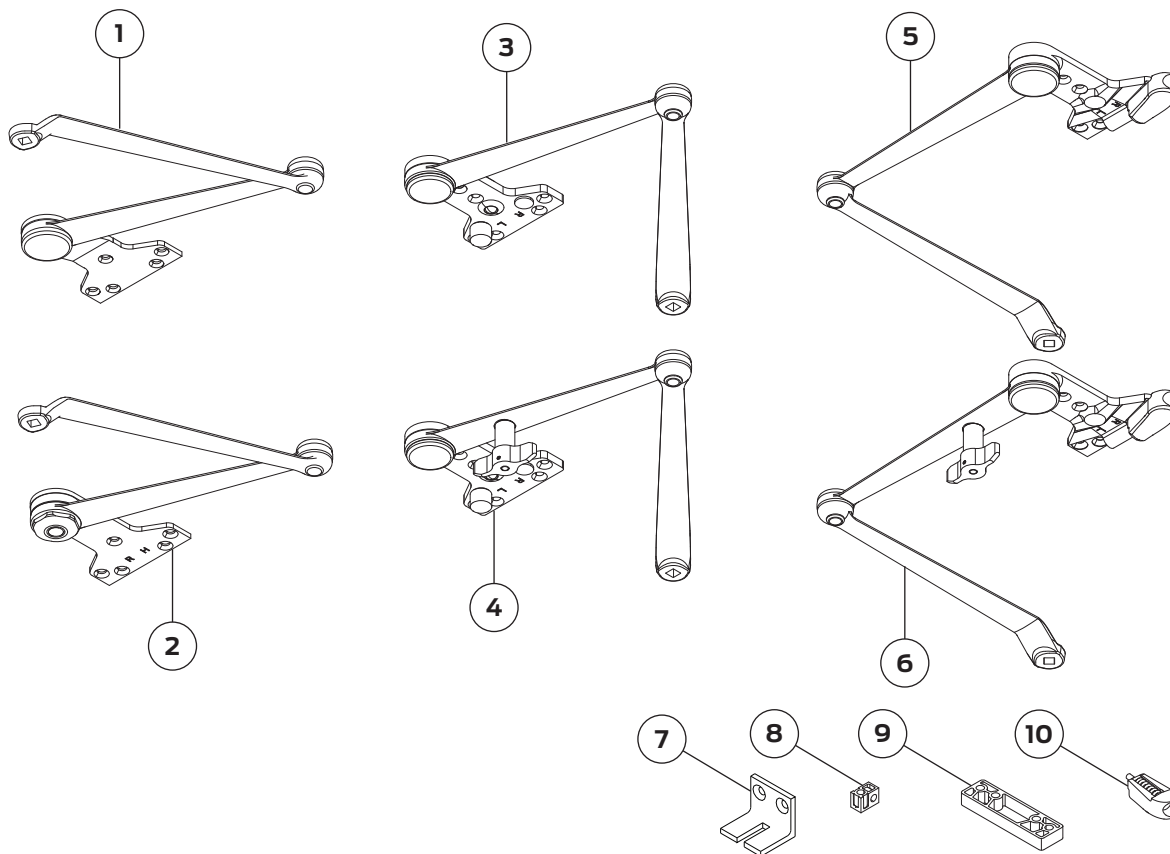
No.	Description	Part number
12	Long Arm (F)	4030-3077L
13	Arm & Forearm (F)	4030-77
14	Arm Screw (F)	4030-159
15	Arm Screw (F)	4030-83
16	Rod & Shoe	4030-79
17	Long Rod & Shoe	4030-79LR
18	PA Shoe (F)	4030-62PA
19	Auxiliary Shoe (F)	4030-62A
20	Panel Adapter (F)	4030-419
21	Hold Open Shoe (Not Shown)(F)	4030-3045

Please specify finish (F), size (S), hand (H), & voltage (V) where indicated. See the latest edition of the LCN catalog for part descriptions and specifications on many of the items shown above. List prices for items shown above can be located in the current LCN price book.

4030 Series "Smoother"



Arm Assemblies & Parts Cont.

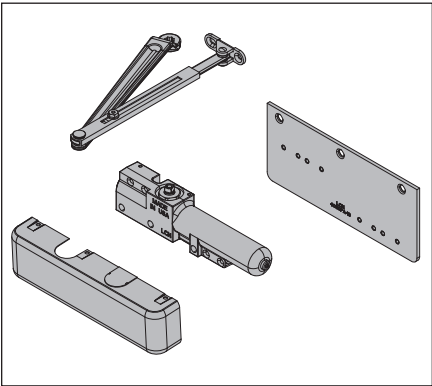


No.	Description	Part number
1	EDA Arm (F)	4030-3077EDA
2	H EDA Arm (F)(H)	4030-3049EDA
3	Cush Arm (F)	4030-3077CNS
4	HCush Arm (F)	4030-3049CNS
5	SCush Arm (F)	4030-3077SCNS

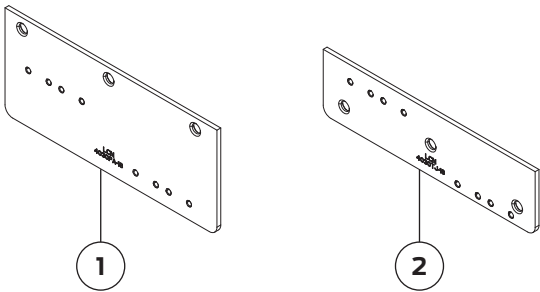
No.	Description	Part number
6	Spring HCush Arm (F)	4030-3049SCNS
7	Cush Shoe Support (F)	4030-30
8	Fifth Screw Spacer	4030-201
9	Blade Stop Spacer (F)	4030-61
10	Spring Cush Block (F)	4030-3080

Please specify finish (F), size (S), hand (H), & voltage (V) where indicated. See the latest edition of the LCN catalog for part descriptions and specifications on many of the items shown above. List prices for items shown above can be located in the current LCN price book.

4030 Series "Smoothee"



Mounting Plates

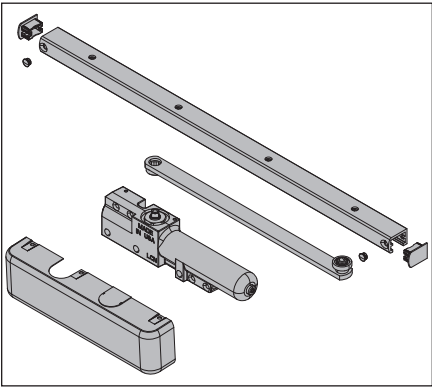


No.	Description	Part number
1	Mounting Plate (F)	4030-18PA

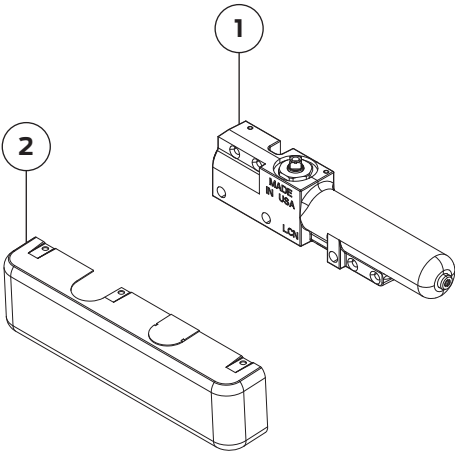
No.	Description	Part number
2	Mounting Plate (F)	4030-18TJ

Please specify finish (F), size (S), hand (H), & voltage (V) where indicated. See the latest edition of the LCN catalog for part descriptions and specifications on many of the items shown above. List prices for items shown above can be located in the current LCN price book.

4030T Series "Smoothee"



Cylinder & Cover Parts

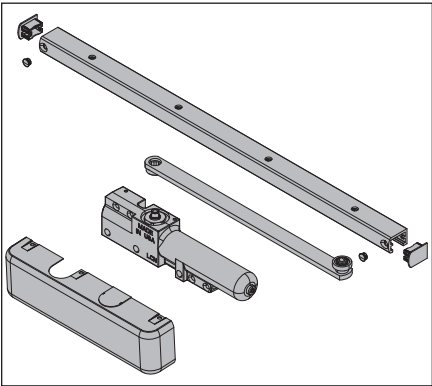


No.	Description	Part number
1	Cylinder Assembly (F)(S)	4031T-307I
2	Metal Cover (F)	4030T-72MC

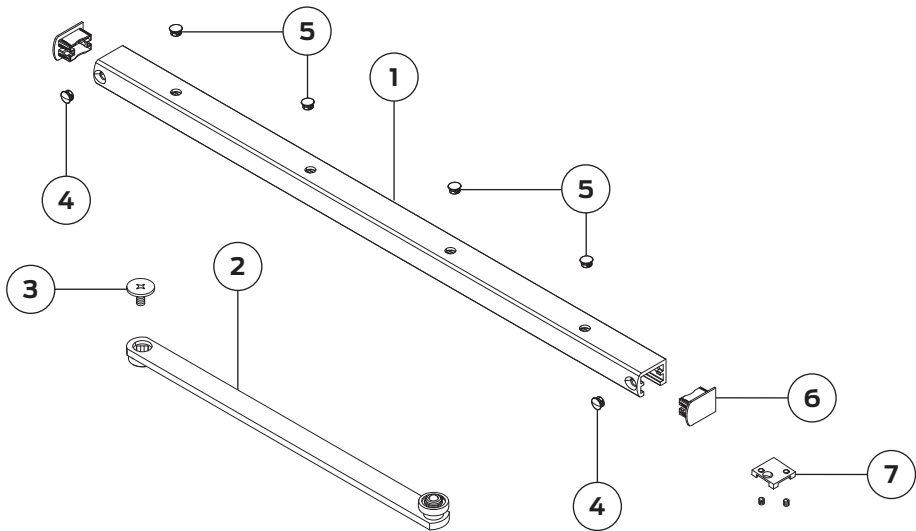
No.	Description	Part number
3	Screw Pack (Not Shown)(F)	4030T-WMS
4	Screw Pack (Not Shown)(F)	4030T-TBWMS

Please specify finish (F), size (S), hand (H), & voltage (V) where indicated. See the latest edition of the LCN catalog for part descriptions and specifications on many of the items shown above. List prices for items shown above can be located in the current LCN price book.

4030T Series "Smoothee"



Arm Assemblies & Parts

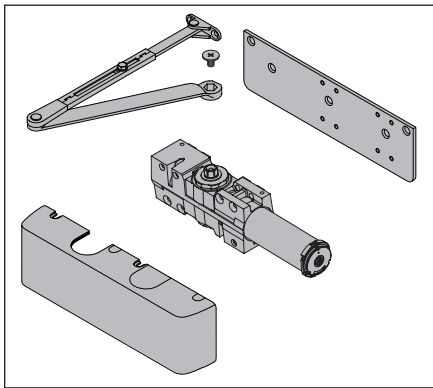


No.	Description	Part number
1	Standard Track (F)	4030T-3038
1	Standard Track w/ Hold-Open (F)	4030T-3038H
2	Standard Arm (F)	4030T-3077T
3	Arm Screw (F)	4030T-159

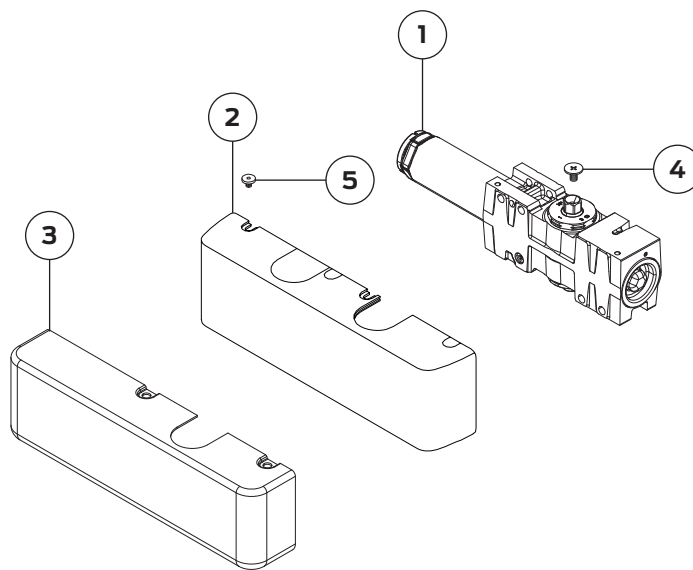
No.	Description	Part number
4	Plug (F) (2 Required - Sold Individually)	4030T-141-1
5	Plug (F) (4 Required - Sold Individually)	4030T-141-2
6	End Cap (F) (2 Required - Sold Individually)	4030T-73
7	Hold-Open Clip (F)	4030T-3054

Please specify finish (F), size (S), hand (H), & voltage (V) where indicated. See the latest edition of the LCN catalog for part descriptions and specifications on many of the items shown above. List prices for items shown above can be located in the current LCN price book.

4040XP Series "Super Smoothee"



Cylinder & Cover Parts

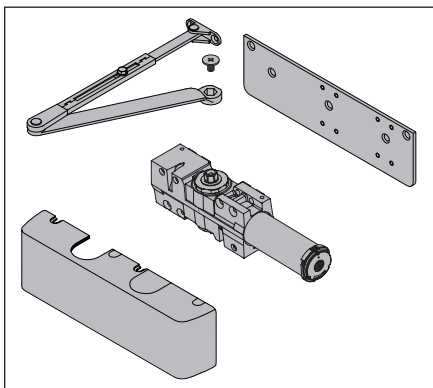


No.	Description	Part number
1	Cylinder Assembly (F)	4040XP-3071
1	Cylinder Assembly w/ Delay (F)	4041-3071DEL
2	Standard Cover (F)	4040XP-72
3	Metal Cover (F)(H)	4040XP-72MC
4	Arm Screw (F)	4040XP-159
5	Cover Screw (F)	4040XP-31

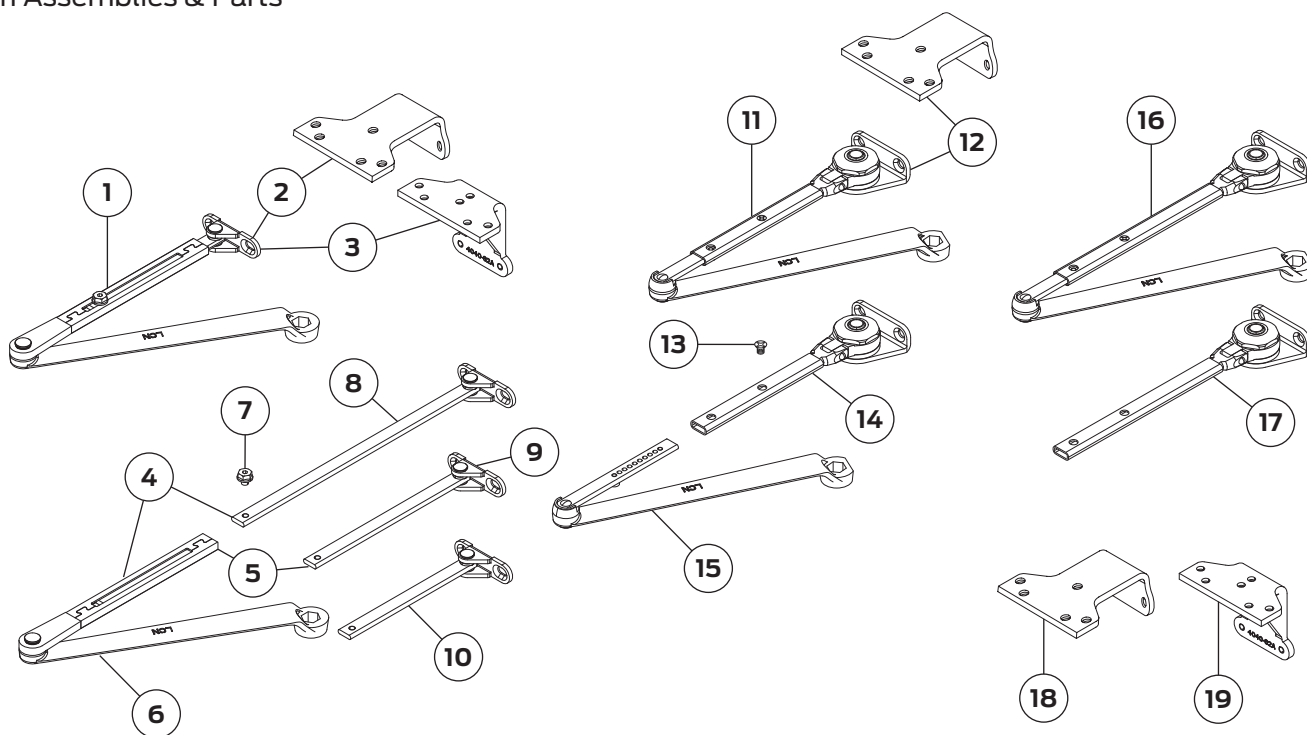
No.	Description	Part number
6	Screw Pack (Not Shown)(F)	4040XP-SRT
7	Screw Pack (Not Shown)(F)	4040XP-TBSRT
8	Screw Pack (Not Shown)(F)	4040XP-WMS
9	Screw Pack (Not Shown)(F)	4040XP-TBWMS
10	Screw Pack (Not Shown)(F)	4040XP-TORX
11	Screw Pack (Not Shown)(F)	4040XP-TBTRX

Please specify finish (F), size (S), hand (H), & voltage (V) where indicated. See the latest edition of the LCN catalog for part descriptions and specifications on many of the items shown above. List prices for items shown above can be located in the current LCN price book.

4040XP Series "Super Smoothee"



Arm Assemblies & Parts

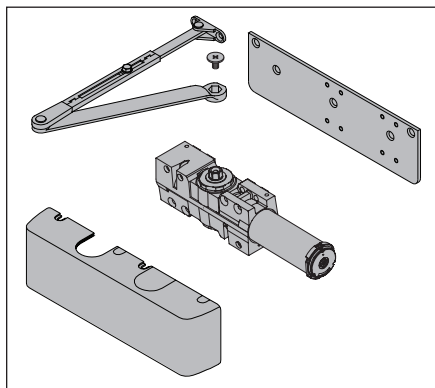


No.	Description	Part number
1	Reg Arm (F)	4040XP-3077
2	Reg Arm w/PA (F)	4040XP-3077/PA
3	Reg Arm w/62A (F)	4040XP-3077/62A
4	XL Reg Arm (F)	4040XP-3077XL
5	Long Arm (F)	4040XP-3077L
6	Arm & Forearm	4040XP-77
7	Arm Screw (F)	4040XP-83
8	XL Rod & Shoe	4040XP-79ELR
9	Long Rod & Shoe	4040XP-79LR
10	Rod & Shoe	4040XP-79

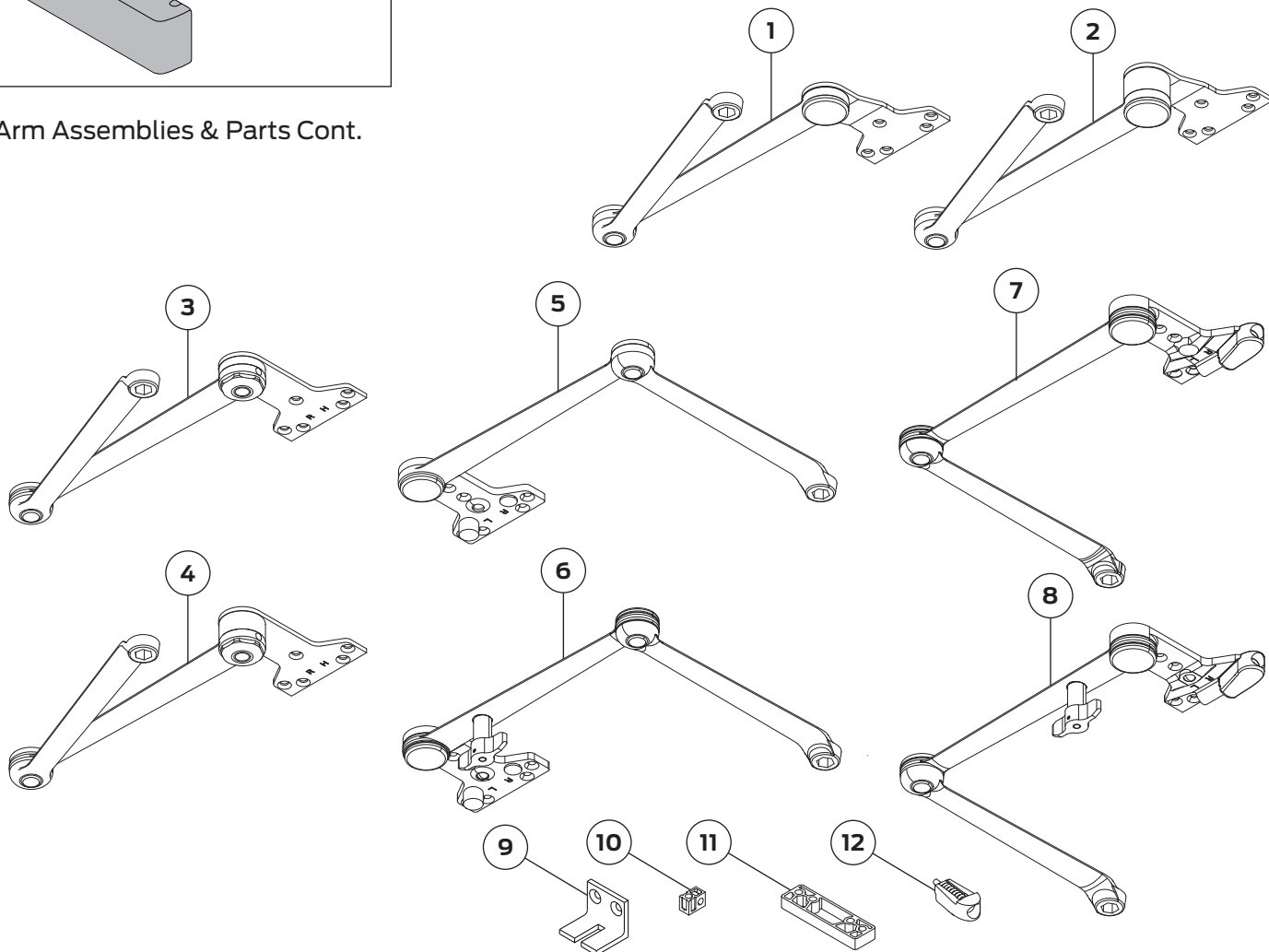
No.	Description	Part number
11	Hold Open Arm (F)	4040XP-3049
12	H Arm w/62PA (F)	4040XP-3049/PA
13	H Arm Screw (F)	4040XP-83H
14	H Head & Tube (F)	4040XP-3048
15	Hold Open Main Arm (F)	4040XP-49
16	H Long Arm (F)	4040XP-3049L
17	Head & Long Tube (F)	4040XP-3048L
18	PA Shoe (F)	4040XP-62PA
19	Auxiliary Shoe (F)	4040XP-62A

Please specify finish (F), size (S), hand (H), & voltage (V) where indicated. See the latest edition of the LCN catalog for part descriptions and specifications on many of the items shown above. List prices for items shown above can be located in the current LCN price book.

4040XP Series "Super Smoothee"



Arm Assemblies & Parts Cont.

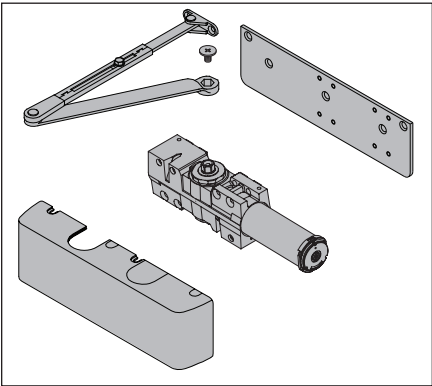


No.	Description	Part number
1	EDA Arm (F)	4040XP-3077EDA
2	EDA Arm w/62G (F)	4040XP-3077EDA/G
3	H EDA Arm (F)(H)	4040XP-3049EDA
4	H EDA Arm w/62G (F)(H)	4040XP-3049EDA/G
5	Cush Arm (F)	4040XP-3077CNS
6	H Cush Arm (F)	4040XP-3049CNS

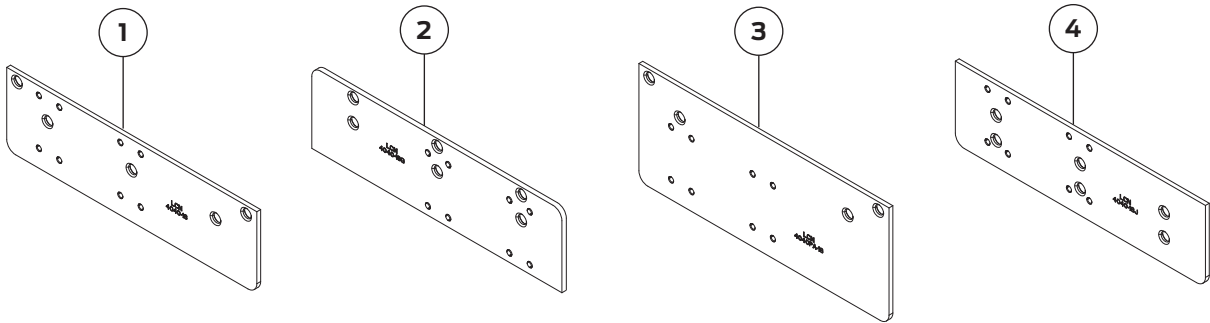
No.	Description	Part number
7	S Cush Arm (F)	4040XP-3077SCNS
8	Spring H Cush Arm (F)	4040XP-3049SCNS
9	Cush Shoe Support (F)	4040XP-30
10	Fifth Screw Spacer	4040XP-201
11	Blade Stop Spacer (F)	4040-61
12	Spring Cush Block (F)	4040XP-3080

Please specify finish (F), size (S), hand (H), & voltage (V) where indicated. See the latest edition of the LCN catalog for part descriptions and specifications on many of the items shown above. List prices for items shown above can be located in the current LCN price book.

4040XP Series "Super Smoothee"



Mounting Plates & Installation Accessories

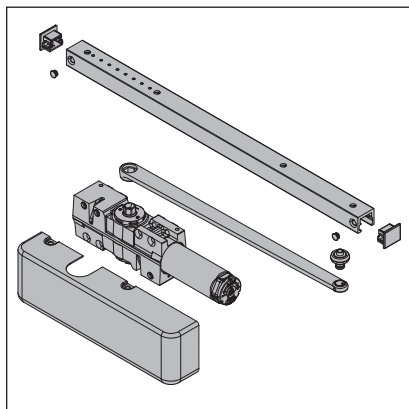


No.	Description	Part number
1	Mounting Plate (F)	4040-18
2	Mounting Plate (F)	4040-18G

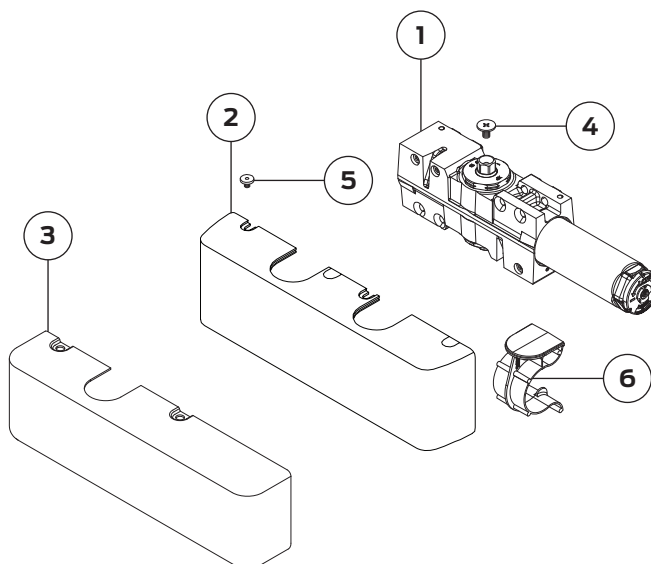
No.	Description	Part number
3	Mounting Plate (F)	4040-18PA
4	Mounting Plate (F)	4040-18TJ

Please specify finish (F), size (S), hand (H), & voltage (V) where indicated. See the latest edition of the LCN catalog for part descriptions and specifications on many of the items shown above. List prices for items shown above can be located in the current LCN price book.

4040XPT Series "Super Smoothee"



Cylinder & Cover Parts

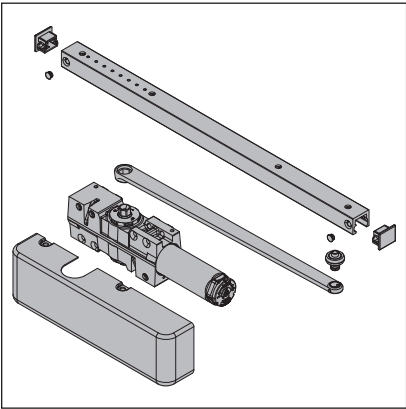


No.	Description	Part number
1	Std Cylinder Assy (F)	4040XPT-3071
2	Standard Cover (F)	4040XPT-72
3	Metal Cover (F)(H)	4040XPT-72MC
4	Arm Screw (F)	4040XPT-159
5	Cover Screw (F)	4040XPT-31
6	Snap-On Cover Clip Only (F)	4040XPT-54

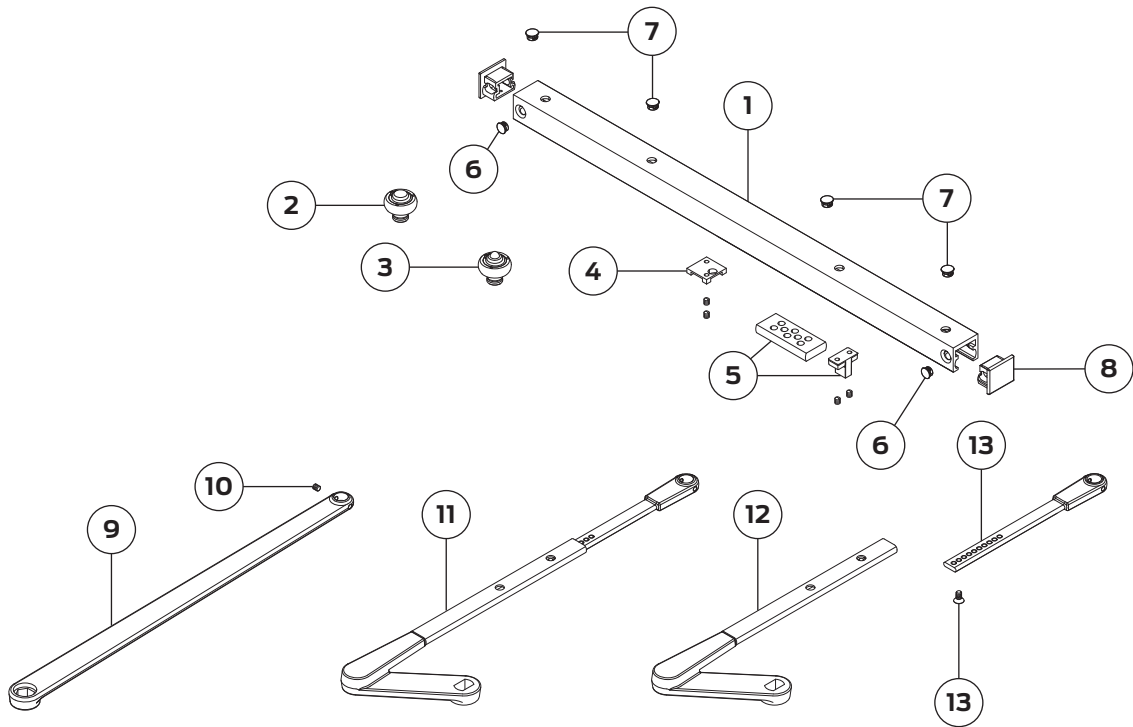
No.	Description	Part number
7	Screw Pack (Not Shown)(F)	4040XPT-SRT
8	Screw Pack (Not Shown)(F)	4040XPT-TBSRT
9	Screw Pack (Not Shown)(F)	4040XPT-WMS
10	Screw Pack (Not Shown)(F)	4040XPT-TBWMS
11	Screw Pack (Not Shown)(F)	4040XPT-TORX
12	Screw Pack (Not Shown)(F)	4040XPT-TBTRX

Please specify finish (F), size (S), hand (H), & voltage (V) where indicated. See the latest edition of the LCN catalog for part descriptions and specifications on many of the items shown above. List prices for items shown above can be located in the current LCN price book.

4040XPT Series "Smoother"



Arm Assemblies & Parts

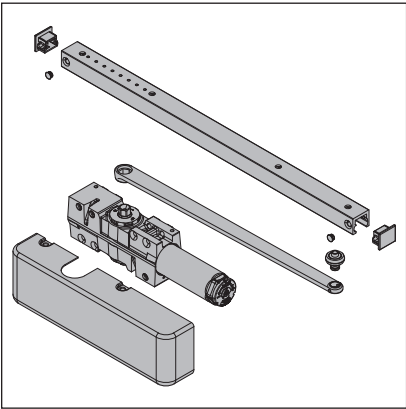


No.	Description	Part number
1	Standard Track (F)	4040XPT-3038
1	Track w/Bumper (F)	4040XPT-3038B
1	Track w/Hold Open (F)	4040XPT-3038H
1	Track w/Hold Open & Bumper (F)	4040XPT-3038HB
2	Track Roller	4040XPT-3034
3	Hold Open Track Roller	4040XPT-3034H
4	Hold Open Clip	4040XPT-3054
5	Bumper Assy	4040XPT-169
6	Plug (F) (2 Required - Sold Individually)	4040XPT-141-1

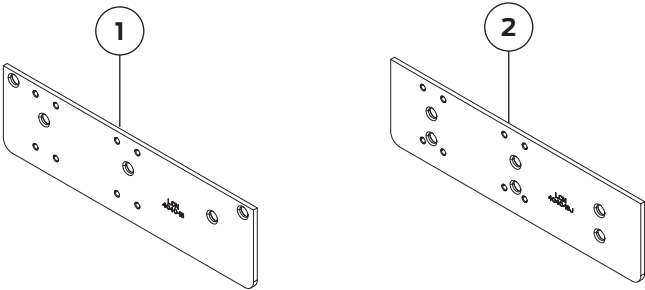
No.	Description	Part number
7	Plug (F) (4 Required - Sold Individually)	4040XPT-141-2
8	End Cap (F) (2 Required - Sold Individually)	4040XPT-73
9	Standard Arm (F)(H)	4040XPT-3077T
10	Roller Lock Screw	4040XPT-425
11	DE Arm (F)(H)	4040XPT-3077DE
12	Main Arm & Tube (F)(H)	4040XPT-78DE
13	Rod (F)	4040XPT-82
14	H Arm Set Screw (F)	4040XPT-83H

Please specify finish (F), size (S), hand (H), & voltage (V) where indicated. See the latest edition of the LCN catalog for part descriptions and specifications on many of the items shown above. List prices for items shown above can be located in the current LCN price book.

4040XPT Series "Super Smoothee"



Mounting Plates & Installation Accessories

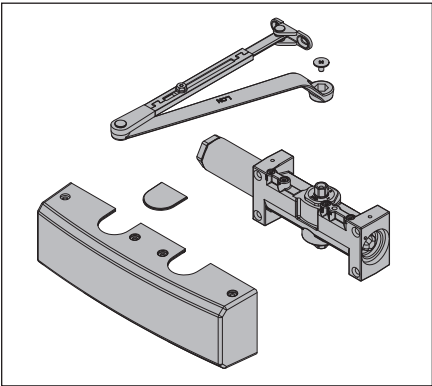


No.	Description	Part number
1	Mounting Plate (F)	4040XPT-18

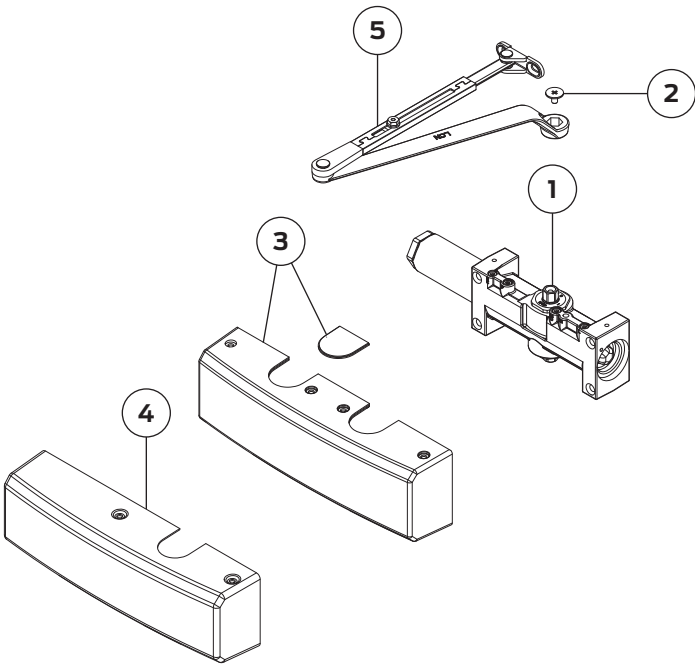
No.	Description	Part number
2	Mounting Plate (F)	4040XPT-18TJ

Please specify finish (F), size (S), hand (H), & voltage (V) where indicated. See the latest edition of the LCN catalog for part descriptions and specifications on many of the items shown above. List prices for items shown above can be located in the current LCN price book.

4050 Series



Cylinder & Cover Parts

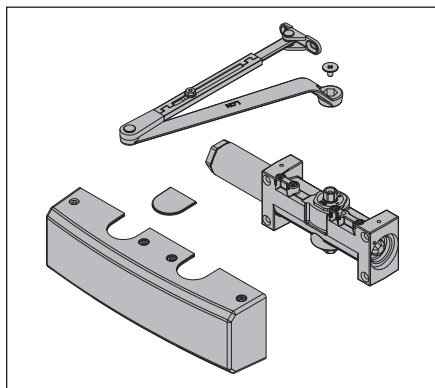


No.	Description	Part number
1	Cylinder Assembly (F)	4050-3071
1	Delayed Action Cylinder (F)	4050-3071DEL
2	Arm Screw (F)	1250-UNIV
3	Standard Plastic Cover (F)	4050-72
4	Metal Cover (F)(H)	4050-72MC
5	Reg Arm (F)	4050-3077

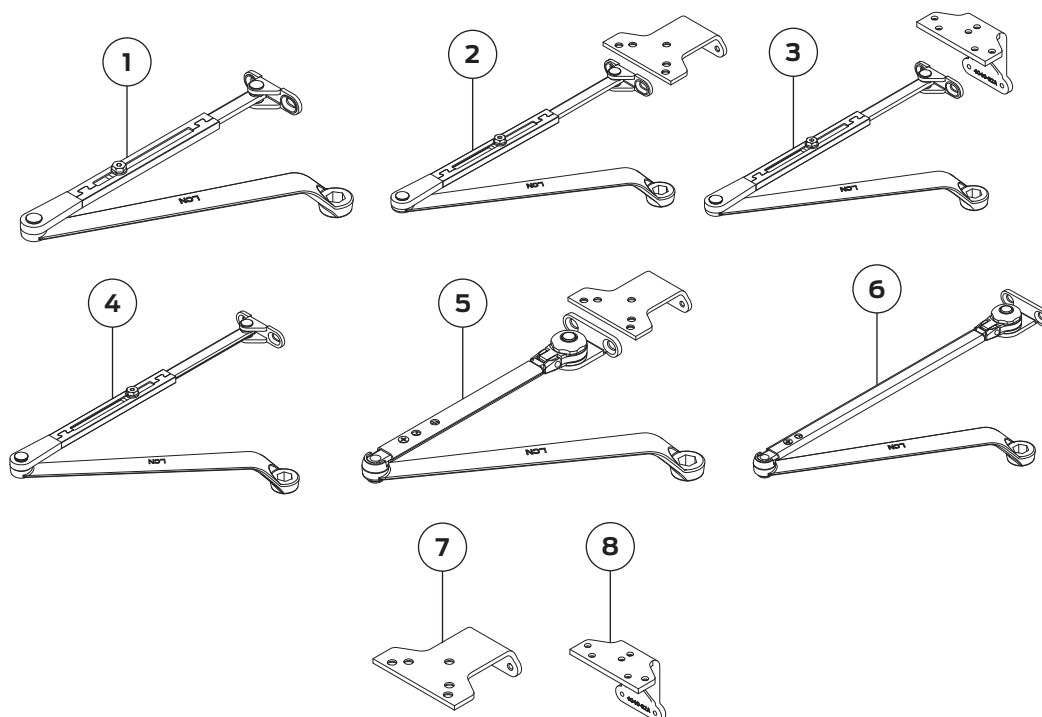
No.	Description	Part number
6	Screw Pack (Not Shown)(F)	4050-SRT
7	Screw Pack (Not Shown)(F)	4050-TBSRT
8	Screw Pack (Not Shown)(F)	4050-WMS
9	Screw Pack (Not Shown)(F)	4050-TBWMS
10	Screw Pack (Not Shown)(F)	4050-TORX
11	Screw Pack (Not Shown)(F)	4050-TBTRX

Please specify finish (F), size (S), hand (H), & voltage (V) where indicated. See the latest edition of the LCN catalog for part descriptions and specifications on many of the items shown above. List prices for items shown above can be located in the current LCN price book.

4050 Series



Arm Assemblies & Parts

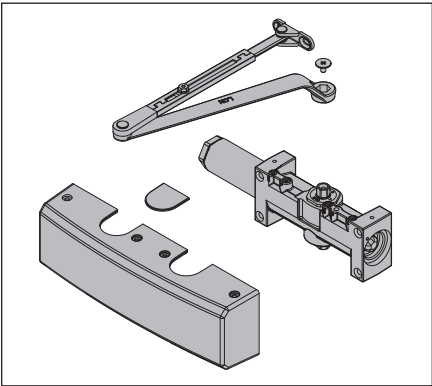


No.	Description	Part number
1	Reg Arm (F)	4050-3077
2	Reg Arm w/ 62PA (F)	4050-3077/62PA
3	Reg Arm w/ 62A Shoe (F)	4050-3077/62A
4	Long Arm (F)	4050-3077L

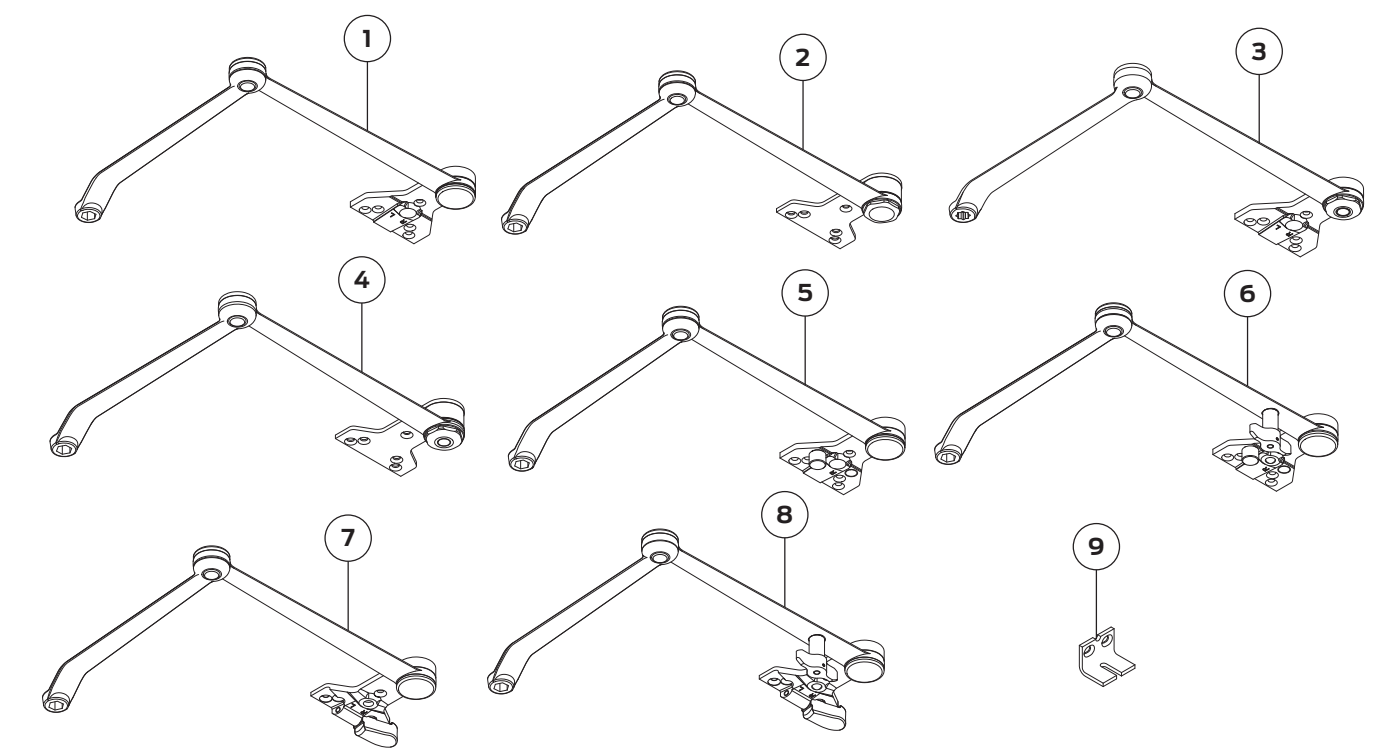
No.	Description	Part number
5	Hold Open Arm w/ 62PA (F)	4050-3049/PA
6	Hold Open Long Arm (F)	4050-3049L
7	PA Shoe (F)	4050-62PA
8	Auxiliary Shoe (F)	4050-62A

Please specify finish (F), size (S), hand (H), & voltage (V) where indicated. See the latest edition of the LCN catalog for part descriptions and specifications on many of the items shown above. List prices for items shown above can be located in the current LCN price book.

4050 Series



Arm Assemblies & Parts

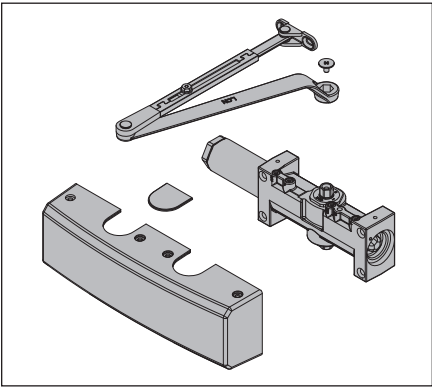


No.	Description	Part number
1	EDA Arm (F)	4050-3077EDA
2	EDA Arm w/ 62G (F)	4050-3077EDA/G
3	Hold Open EDA (F)(H)	4050-3049EDA
4	Hold Open EDA w/ 62G (F)(H)	4050-3049EDA/G
5	CUSH Arm (F)	4050-3077CNS

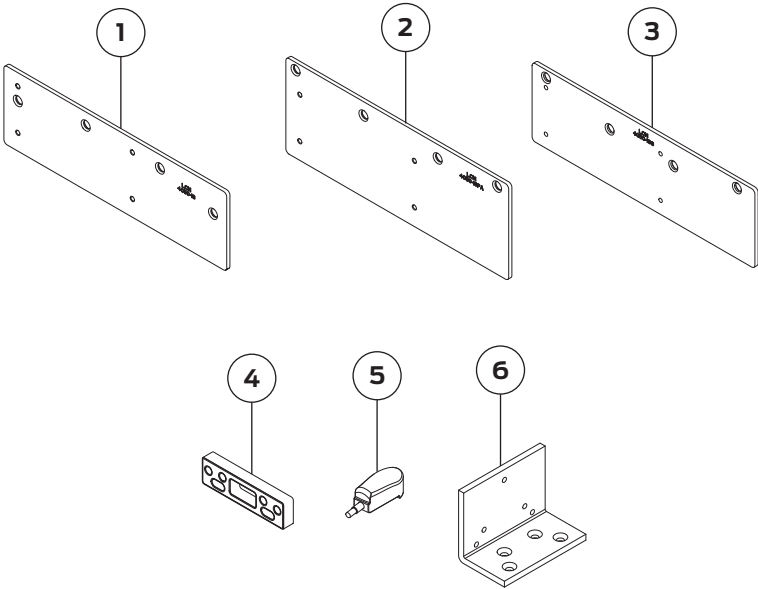
No.	Description	Part number
6	Hold Open CUSH Arm (F)	4050-3049CNS
7	Spring CUSH Arm (F)	4050-3077SCNS
8	Hold Open Spring CUSH Arm (F)	4050-3049SCNS
9	CUSH Shoe Support (F)	4050-30

Please specify finish (F), size (S), hand (H), & voltage (V) where indicated. See the latest edition of the LCN catalog for part descriptions and specifications on many of the items shown above. List prices for items shown above can be located in the current LCN price book.

4050 Series



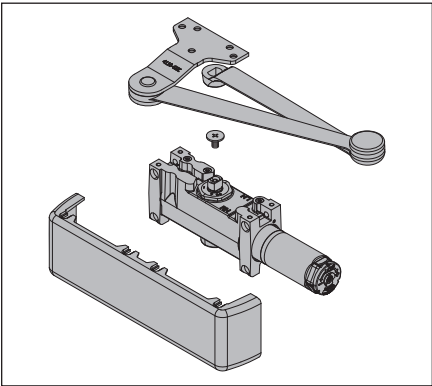
Mounting Plates & Miscellaneous Parts



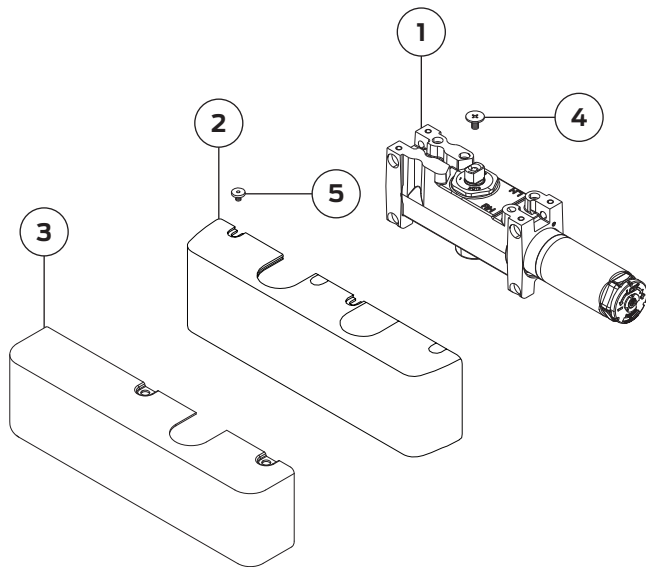
No.	Description	Part number	No.	Description	Part number
1	18 Mounting Plate (F)	4050-18	4	Blade Stop Spacer (F)	4050-61
2	18PA Mounting Plate (F)	4050-18PA	5	Spring CUSH Block (F)	4050-3080
3	18G Mounting Plate for Clearance (F)	4050-18G	6	Flush Panel Adapter (F)	4050-419

Please specify finish (F), size (S), hand (H), & voltage (V) where indicated. See the latest edition of the LCN catalog for part descriptions and specifications on many of the items shown above. List prices for items shown above can be located in the current LCN price book.

4110 Series "Smoother"



Cylinder & Cover Parts

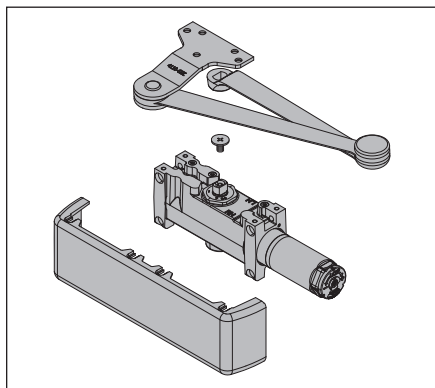


No.	Description	Part number
1	Cylinder Assembly (F)(S)(H)	4111(6)-3071
1	Cylinder Assembly w/ AVB (F)(S)(H)	4111(6)-3071AVB
1	Cylinder Assembly w/ Delay (F)(S)(H)	4111-3071DEL
1	Cylinder Assembly w/ TEL (F)(S)(H)	4111(6)-3071TEL
2	Standard Cover (F)	4110-72
3	Metal Cover (F)(H)	4110-72MC
4	Arm Screw (F)	4110-159

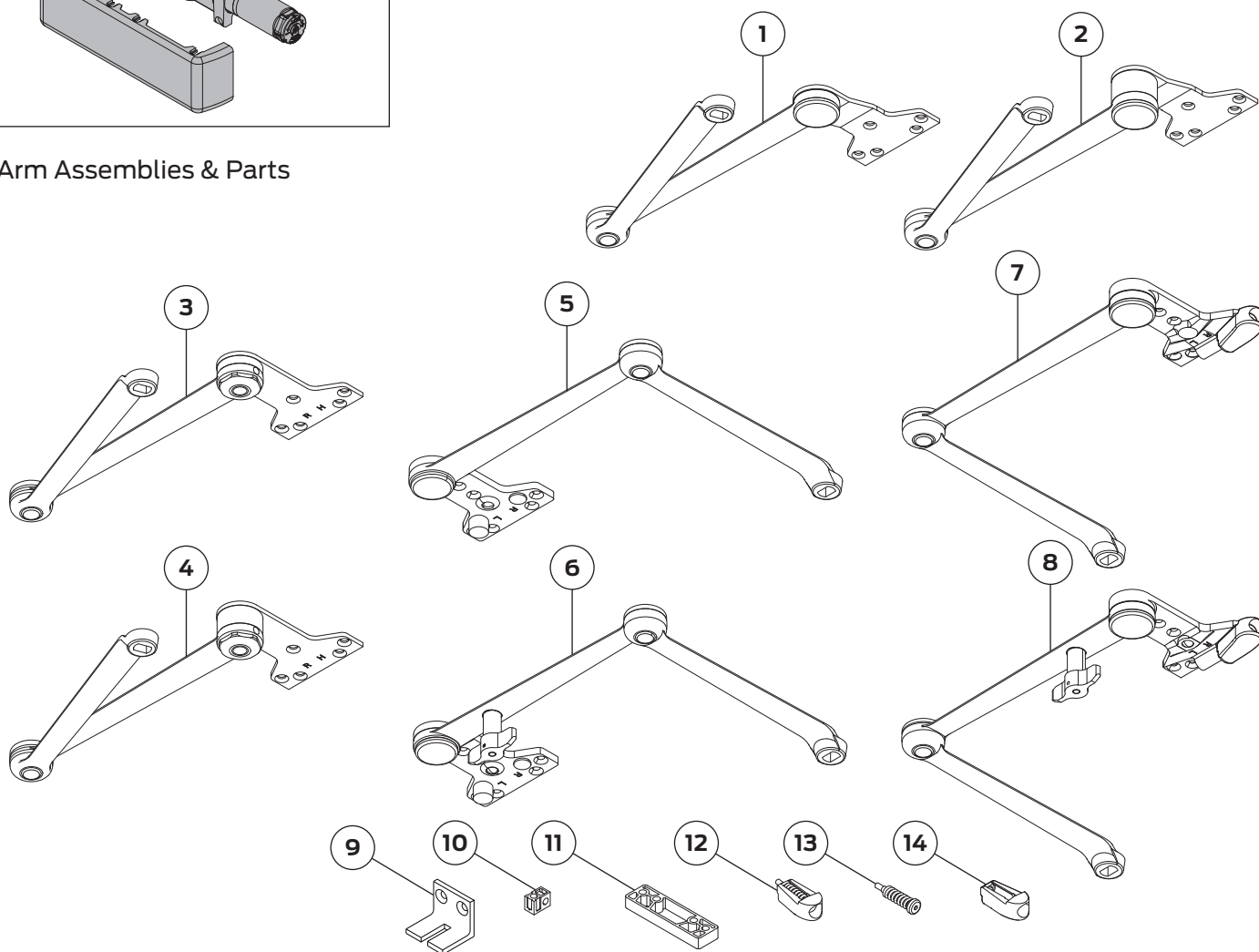
No.	Description	Part number
5	Cover Screw(F)	4110-31
9	Screw Pack (Not Shown)(F)	4110-SRT
10	Screw Pack (Not Shown)(F)	4110-TBSRT
11	Screw Pack (Not Shown)(F)	4110-WMS
12	Screw Pack (Not Shown)(F)	4110-TBWMS
13	Screw Pack (Not Shown)(F)	4110-TORX
14	Screw Pack (Not Shown)(F)	4110-TBTRX

Please specify finish (F), size (S), hand (H), & voltage (V) where indicated. See the latest edition of the LCN catalog for part descriptions and specifications on many of the items shown above. List prices for items shown above can be located in the current LCN price book.

4110 Series "Smoother"



Arm Assemblies & Parts

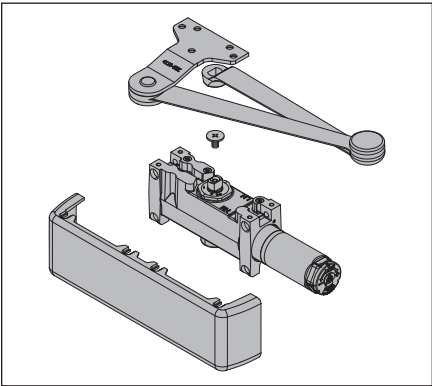


No.	Description	Part number
1	EDA Arm (F)	4110-3077EDA
2	EDA Arm w/62G (F)	4110-3077EDA/G
3	H EDA Arm (F)	4110-3049EDA
4	H EDA Arm w/62G (F)	4110-3049EDA/G
5	Cush Arm (F)	4110-3077CNS
6	H Cush Arm (F)	4110-3049CNS
7	S Cush Arm (F)	4110-3077SCNS

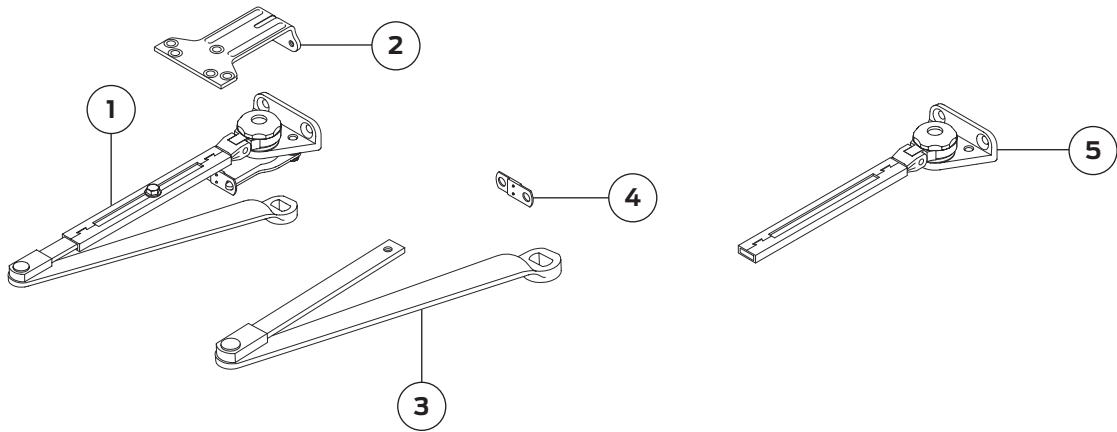
No.	Description	Part number
8	Spring H Cush Arm (F)	4110-3049SCNS
9	Cush Shoe Support (F)	4110-30
10	Fifth Hole Spacer	4110-201
11	Blade Stop Spacer (F)	4110-61
12	Spring Cush Block (incl -58 & -80)	4110-3080
13	Spring & Screw (used with -80)	4110-58
14	Block (used with -58)	4110-80

Please specify finish (F), size (S), hand (H), & voltage (V) where indicated. See the latest edition of the LCN catalog for part descriptions and specifications on many of the items shown above. List prices for items shown above can be located in the current LCN price book.

4110 Series "Smoother"



Arm Assemblies & Parts Cont.

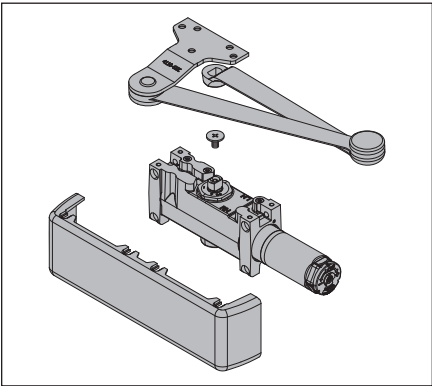


No.	Description	Part number
1	Fusible Link Arm (F)(H)	4110-3049FL
2	PA-FL Shoe (F)	4110-62FL
3	FL Main Arm & Rod (F)	4110-49FL

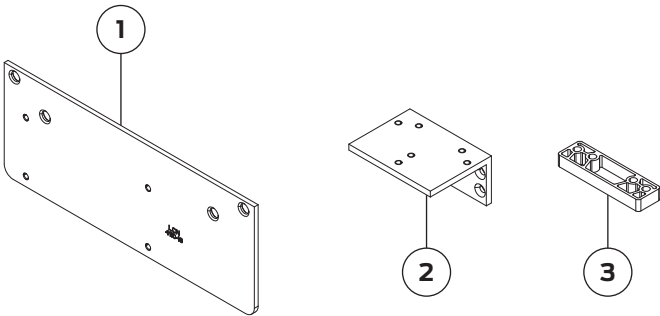
No.	Description	Part number
4	Fusible Link	4110-28
5	FL Head & Tube (F)	4110-3048

Please specify finish (F), size (S), hand (H), & voltage (V) where indicated. See the latest edition of the LCN catalog for part descriptions and specifications on many of the items shown above. List prices for items shown above can be located in the current LCN price book.

4110 Series "Smoothee"



Mounting Plates



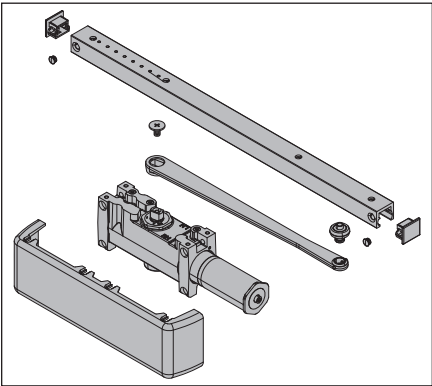
No.	Description	Part number
1	Plate (F)	4110-18
1	Plate (F)	4110-18CUSH

(F) Specify Finish

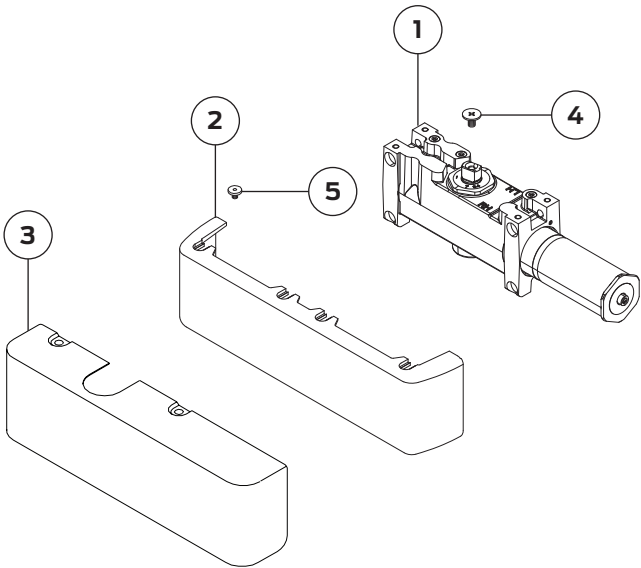
No.	Description	Part number
2	Panel Adapter (F)	4110-419
3	Blade Stop Spacer (F)	4110-61

Please specify finish (F), size (S), hand (H), & voltage (V) where indicated. See the latest edition of the LCN catalog for part descriptions and specifications on many of the items shown above. List prices for items shown above can be located in the current LCN price book.

4110T Series "Smoother"



Cylinder Assemblies & Parts

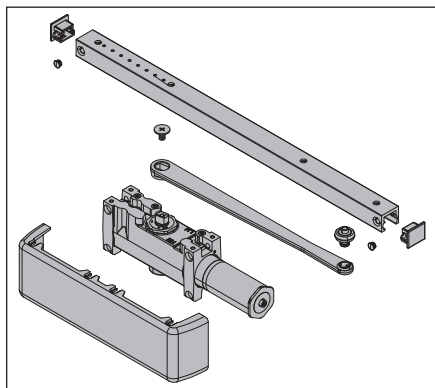


No.	Description	Part number
1	Cylinder Assembly (F)(S)(H)	4111(3-4)T-3071
2	Standard Cover (F)	4110T-72
3	Metal Cover (F)(H)	4110T-72MC
4	Arm Screw (F)	4110T-159
5	Cover Screw (F)	4110T-31
6	Screw Pack (incl -3034)[Not Shown](F)	4110T-SRT

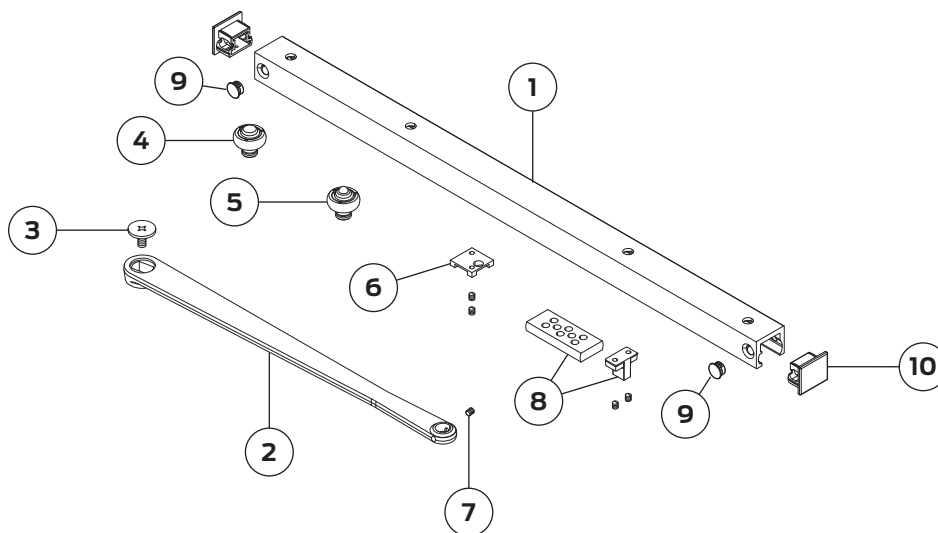
No.	Description	Part number
7	Screw Pack (incl -3034)[Not Shown](F)	4110T-TBSRT
8	Screw Pack (incl -3034)[Not Shown](F)	4110T-WMS
9	Screw Pack (incl -3034)[Not Shown](F)	4110T-TBWMS
10	Screw Pack (incl -3034)[Not Shown](F)	4110T-TORX
11	Screw Pack (incl -3034)[Not Shown](F)	4110T-TBTRX

Please specify finish (F), size (S), hand (H), & voltage (V) where indicated. See the latest edition of the LCN catalog for part descriptions and specifications on many of the items shown above. List prices for items shown above can be located in the current LCN price book.

4110T Series "Smoothee"



Arm Assemblies & Parts

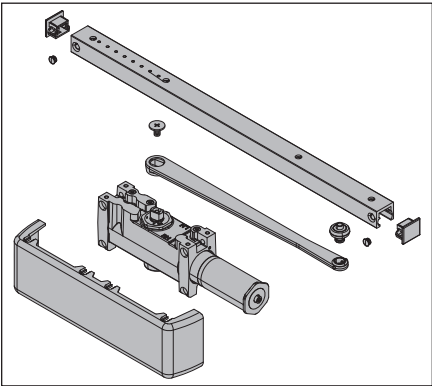


No.	Description	Part number
1	Standard Track (F)	4110T-3038
1	Standard Track w/ Bumper (F)	4110T-3038B
1	Standard Track w/ Hold Open (F)	4110T-3038H
1	Standard Track w/Bump & Hold Open (F)	4110T-3038HB
2	Standard Arm (F)(H)	4110T-3077T
3	Arm Screw (F)	4110T-159
4	Track Roller	4110T-3034

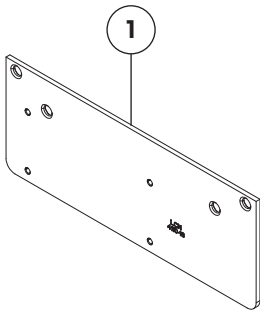
No.	Description	Part number
5	Hold Open Track Roller	4110T-3034H
6	Hold-Open Clip	4110T-3054
7	Roller Locking Screw	4110T-425
8	Track Bumper	4110T-169
9	Plug (F) (2 Required - Sold Individually)	4110T-141-1
10	End Cap (F) (2 Required - Sold Individually)	4110T-73

Please specify finish (F), size (S), hand (H), & voltage (V) where indicated. See the latest edition of the LCN catalog for part descriptions and specifications on many of the items shown above. List prices for items shown above can be located in the current LCN price book.

4110T Series "Smoothee"



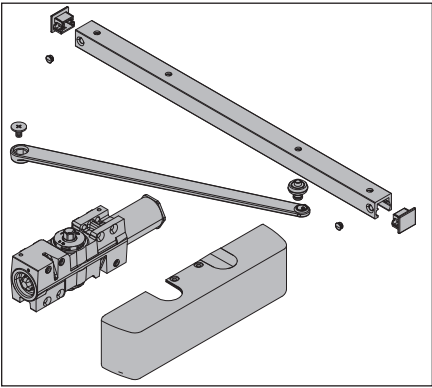
Mounting Plate



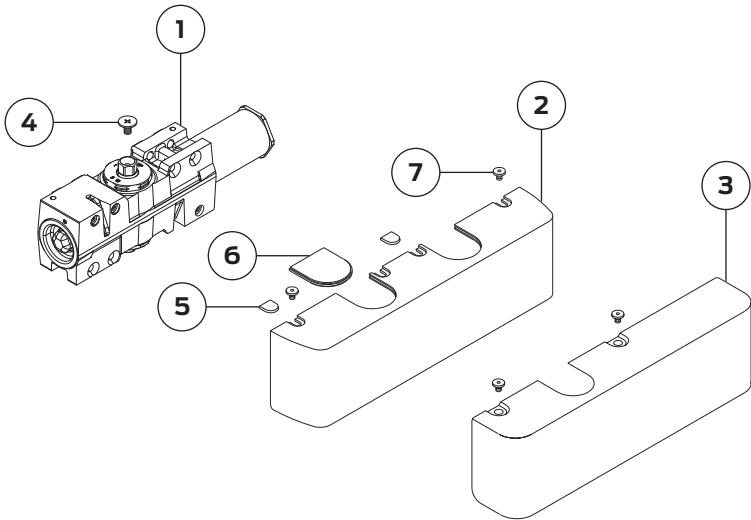
No.	Description	Part number
1	Mounting Plate (F)	4110T-18

Please specify finish (F), size (S), hand (H), & voltage (V) where indicated. See the latest edition of the LCN catalog for part descriptions and specifications on many of the items shown above. List prices for items shown above can be located in the current LCN price book.

4000T Series "Pocket Closer"



Installation Accessories

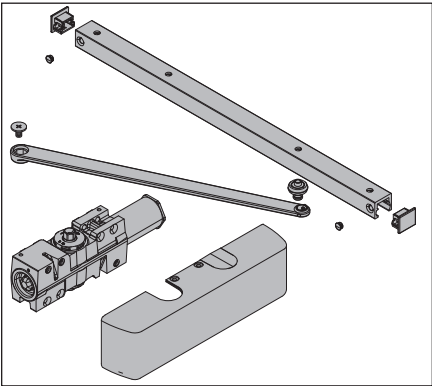


No.	Description	Part number
1	Cylinder Assembly (F)(S)	4003(4)T-3071
2	Standard Cover (F)	4000T-72
3	Metal Cover (F)(H)	4000T-72MC
4	Arm Screw (F)	4000T-159
5	Screw Insert (F)	4000T-164
6	Arm Insert (F)	4000T-163

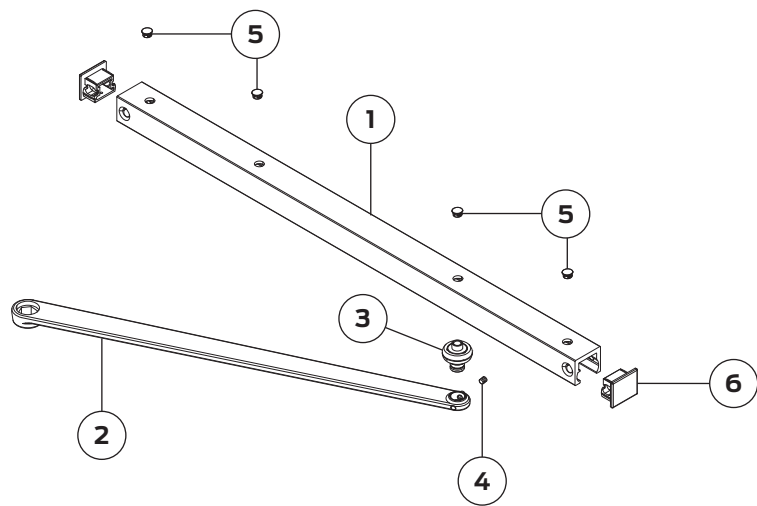
No.	Description	Part number
7	Cover Screw (F)	4000T-31
8	Screw Pack (incl -3034)[Not Shown](F)	4000T-WMS
9	Screw Pack (incl -3034)[Not Shown](F)	4000T-TBWMS
10	Screw Pack (incl -3034)[Not Shown](F)	4000T-TORX
11	Screw Pack (incl -3034)[Not Shown](F)	4000T-TBTRX

Please specify finish (F), size (S), hand (H), & voltage (V) where indicated. See the latest edition of the LCN catalog for part descriptions and specifications on many of the items shown above. List prices for items shown above can be located in the current LCN price book.

4000T Series "Pocket Closer"



Installation Accessories



No.	Description	Part number
1	Standard Track (F)	4000T-3038
2	Standard Arm (F)	4000T-3077T
3	Track Roller	4000T-3034

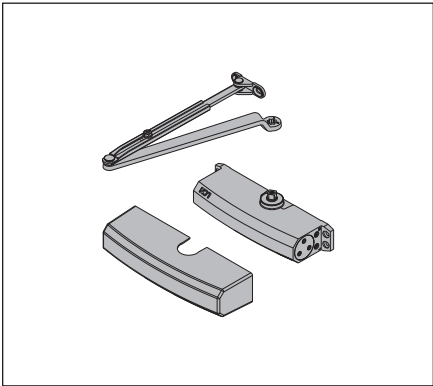
No.	Description	Part number
4	Roller Locking Screw	4000T-425
5	Plug (F) (4 Required - Sold Individually)	4000T-141-2
6	End Cap (F) (2 Required - Sold Individually)	4000T-73

Please specify finish (F), size (S), hand (H), & voltage (V) where indicated. See the latest edition of the LCN catalog for part descriptions and specifications on many of the items shown above. List prices for items shown above can be located in the current LCN price book.

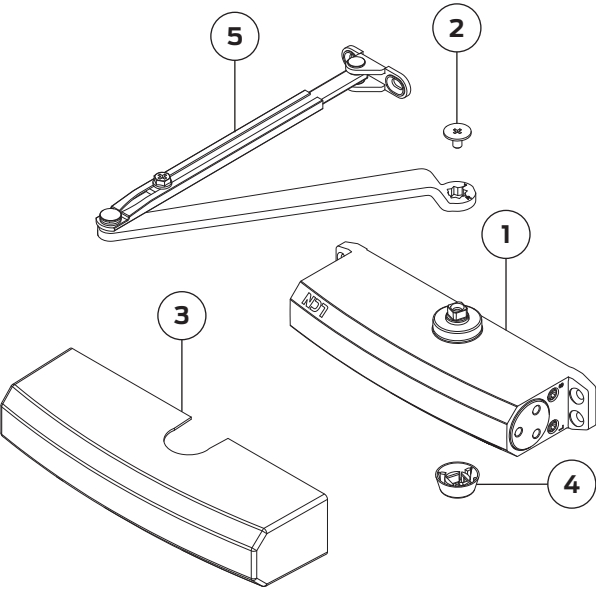
1000 Series Surface Mounted Closers

- 44 1250 Series
- 48 1260 Series
- 53 1450 Series
- 57 1460 Series
- 62 1460T Series "Super Stock"

1250 Series



Cylinder & Cover Parts

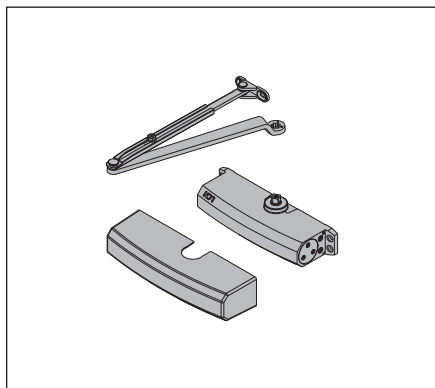


No.	Description	Part number
1	Cylinder Assembly (F)(S)	1250-3071
2	Arm Screw (F)	1250-UNIV
3	Slim Line Cover (F)	1250-72
4	Pinion Cap Cover (F)	1250-146

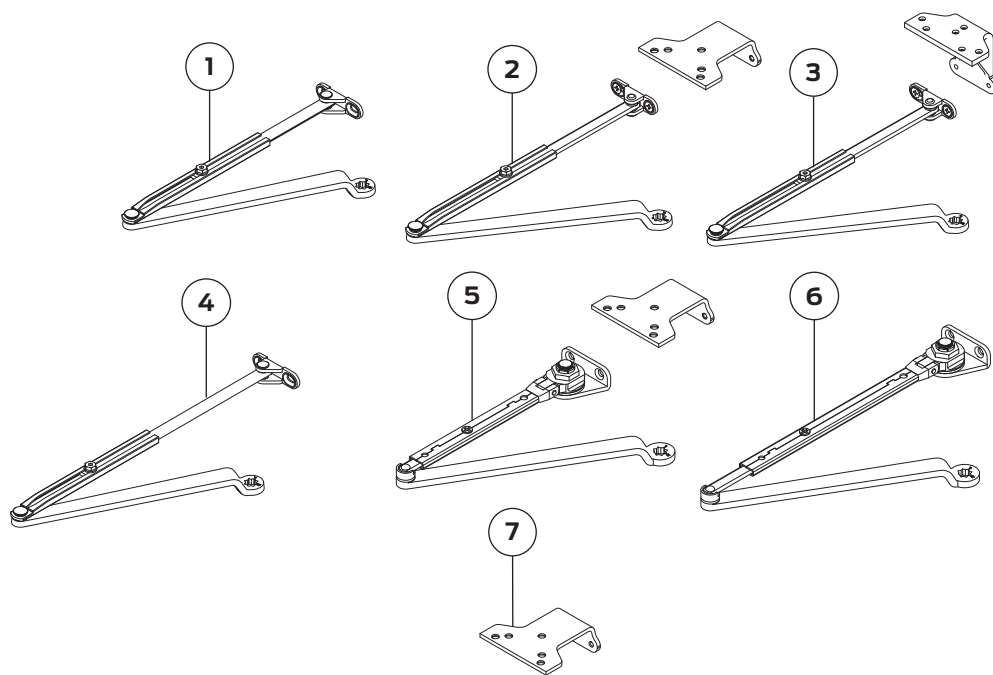
No.	Description	Part number
5	Reg Arm (F)	1250-3077
6	Screw Pack (Not Shown) (F)	1250-UNIV
7	Screw Pack (Not Shown) (F)	1250-TORX

Please specify finish (F), size (S), hand (H), & voltage (V) where indicated. See the latest edition of the LCN catalog for part descriptions and specifications on many of the items shown above. List prices for items shown above can be located in the current LCN price book.

1250 Series



Arm Assemblies & Parts

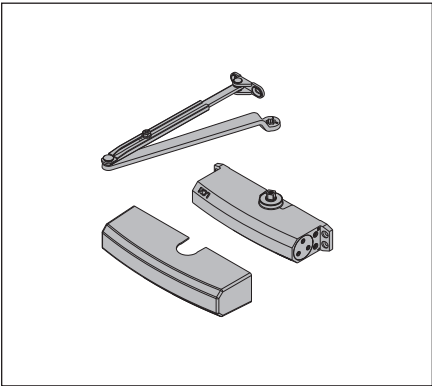


No.	Description	Part number
1	Reg Arm (F)	1250-3077
2	Reg Arm w/ 62PA (F)	1250-3077/PA
3	Reg Arm w/ 62A Shoe (F)	1250-3077/62A
4	Long Arm (F)	1250-3077L

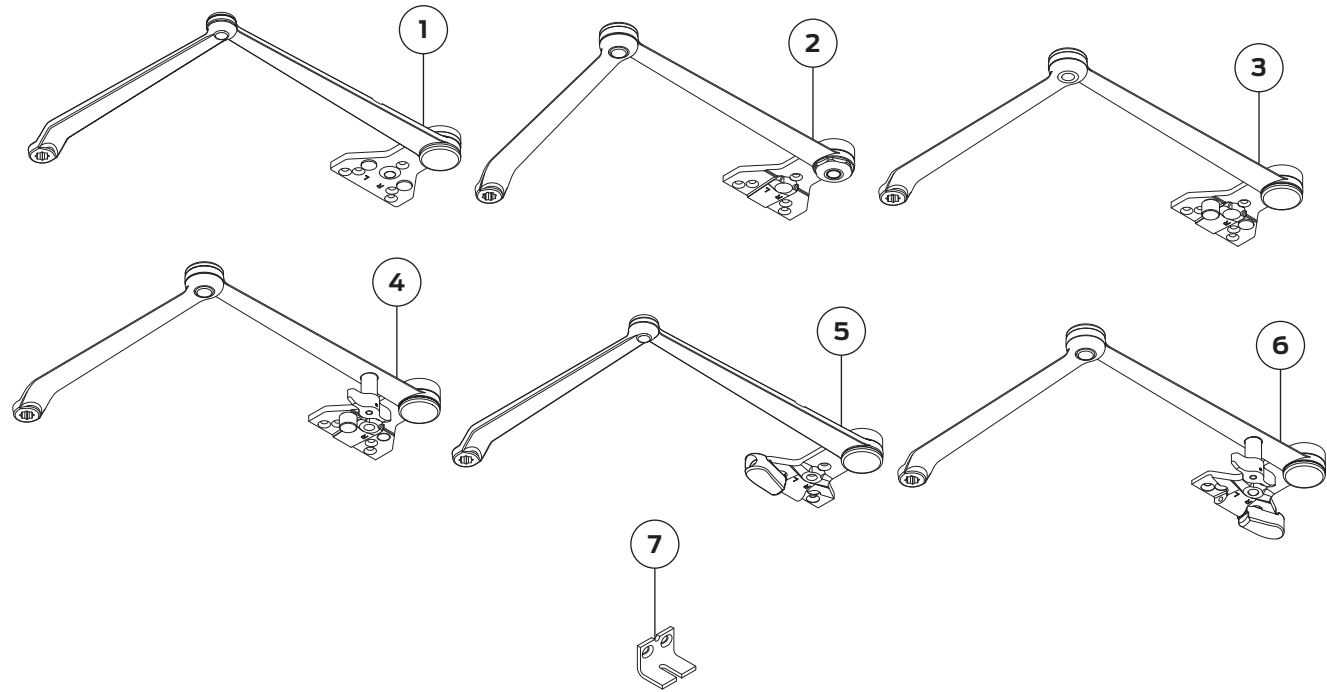
No.	Description	Part number
5	Hold Open Arm w/ 62PA (F)	1250-3049/PA
6	Hold Open Long Arm (F)	1250-3049L
7	PA Shoe (F)	1250-62PA

Please specify finish (F), size (S), hand (H), & voltage (V) where indicated. See the latest edition of the LCN catalog for part descriptions and specifications on many of the items shown above. List prices for items shown above can be located in the current LCN price book.

1250 Series



Arm Assemblies & Parts

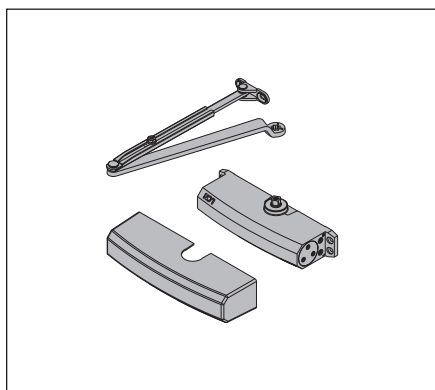


No.	Description	Part number
1	EDA Arm (F)	1250-3077EDA
2	Hold Open EDA (F) (H)	1250-3049EDA
3	CUSH Arm (F)	1250-3077CUSH
4	Hold Open CUSH Arm (F)	1250-3049CUSH

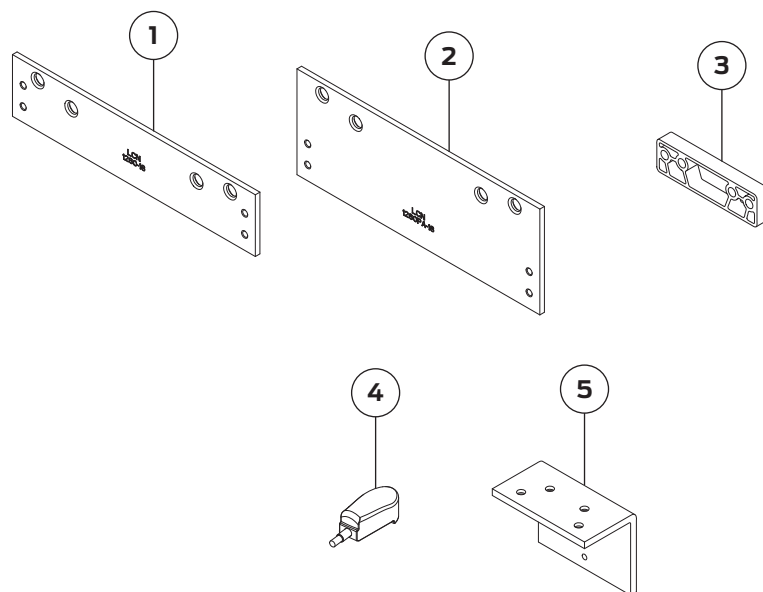
No.	Description	Part number
5	Spring CUSH Arm (F)	1250-3077SCNS
6	Hold Open Spring CUSH Arm (F)	1250-3049SCNS
7	CUSH Shoe Support (F)	1250-30

Please specify finish (F), size (S), hand (H), & voltage (V) where indicated. See the latest edition of the LCN catalog for part descriptions and specifications on many of the items shown above. List prices for items shown above can be located in the current LCN price book.

1250 Series



Mounting Plates & Miscellaneous Parts

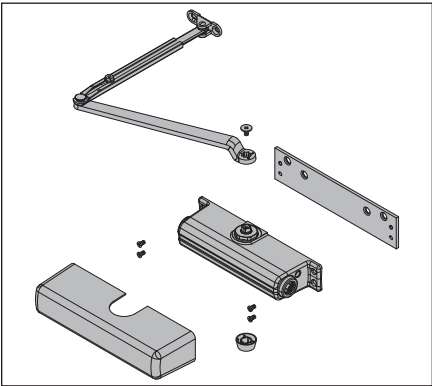


No.	Description	Part number
1	18 Mounting Plate (F)	1250-18
2	18PA Mounting Plate (F)	1250-18PA
3	Blade Stop Spacer (F)	1250-61

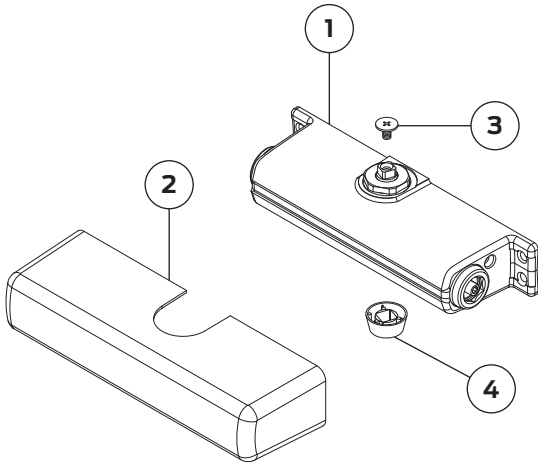
No.	Description	Part number
4	Spring CUSH Block (F)	1250-3080
5	Flush Panel Adapter (F)	1250-419

Please specify finish (F), size (S), hand (H), & voltage (V) where indicated. See the latest edition of the LCN catalog for part descriptions and specifications on many of the items shown above. List prices for items shown above can be located in the current LCN price book.

1260 Series



Cylinder & Cover Parts

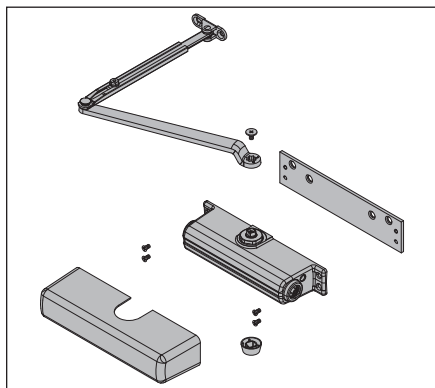


No.	Description	Part number
1	Std Cylinder Assembly (F)	1261-3071
2	Standard Cover (Optional) (F)	1260-72
3	Arm Screw (F)	1260-159
4	Shaft Cover (F)	1260-146
5	Screw Pack (Not Shown) (F)	1260-SRT

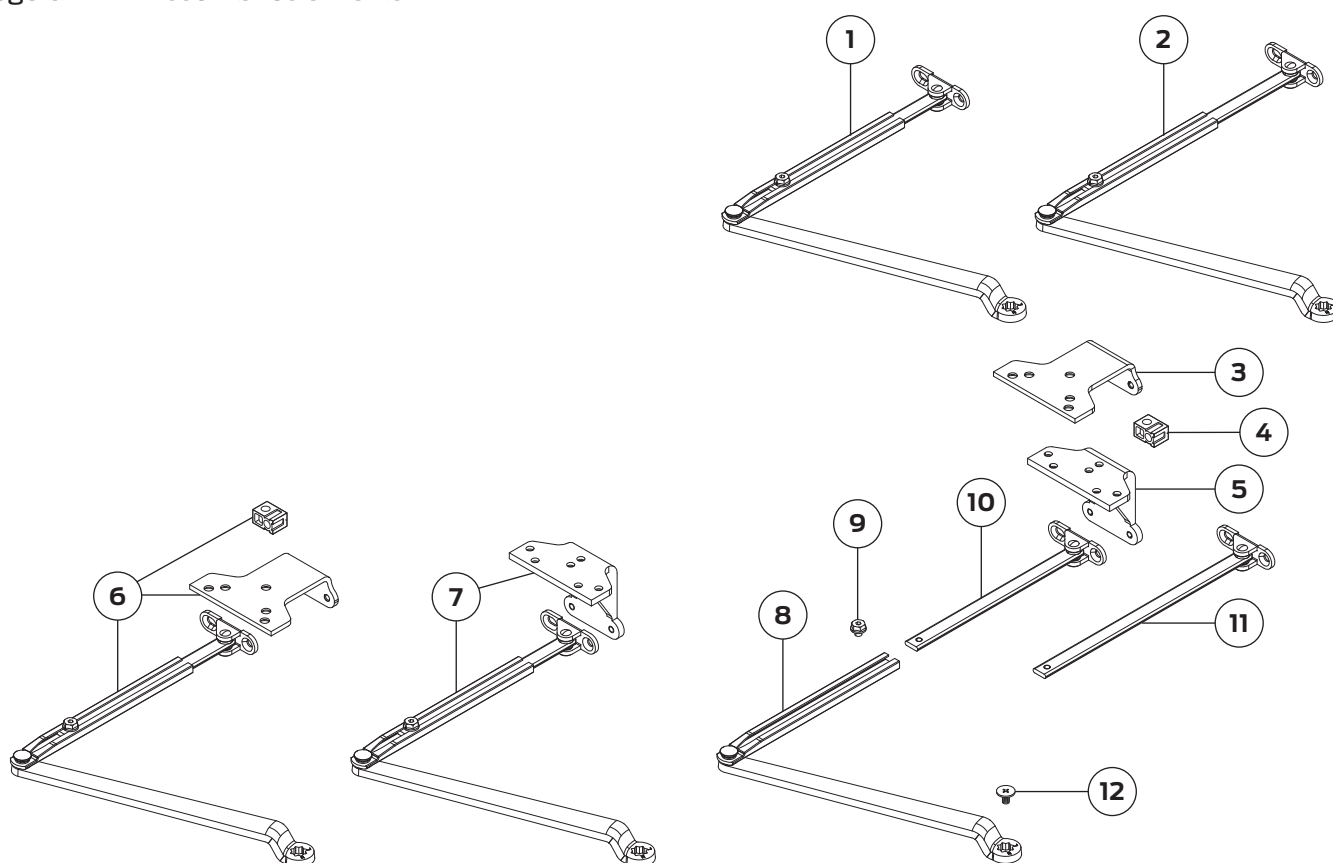
No.	Description	Part number
6	Screw Pack (Not Shown)(F)	1260-TBSRT
7	Screw Pack (Not Shown)(F)	1260-WMS
8	Screw Pack (Not Shown)(F)	1260-TBWMS
9	Screw Pack (Not Shown)(F)	1260-TORX
10	Screw Pack (Not Shown)(F)	1260-TBTRX

Please specify finish (F), size (S), hand (H), & voltage (V) where indicated. See the latest edition of the LCN catalog for part descriptions and specifications on many of the items shown above. List prices for items shown above can be located in the current LCN price book.

1260 Series



Regular Arm Assemblies & Parts

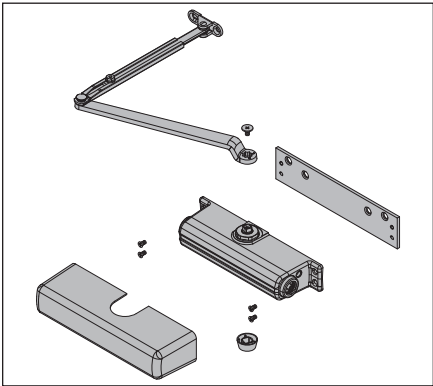


No.	Description	Part number
1	Regular Arm (F)	1260-3077
2	Long Arm (F)	1260-3077L
3	PA Shoe (F)	1260-62PA
4	Fifth Hole Spacer	1260-201
5	Auxiliary Shoe (F)	1260-62A
6	Regular Arm w/ PA (F)	1260-3077/PA

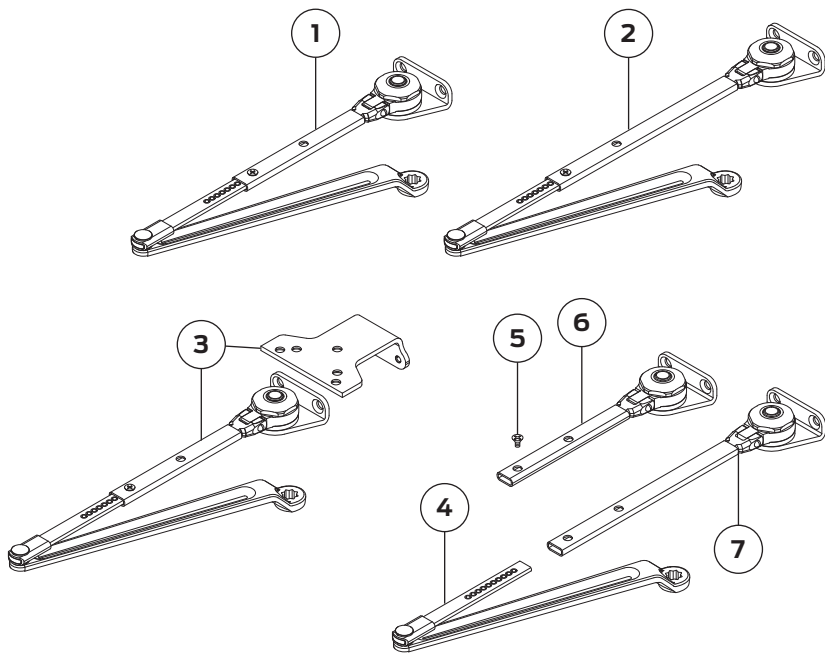
No.	Description	Part number
7	Regular Arm w/ 62A (F)	1260-3077/62A
8	Main Arm & Forearm (F)	1260-77
9	Arm Screw (F)	1260-83
10	Rod & Shoe (F)	1260-79
11	Long Rod & Shoe (F)	1260-79LR
12	Arm Screw (F)	1260-159

Please specify finish (F), size (S), hand (H), & voltage (V) where indicated. See the latest edition of the LCN catalog for part descriptions and specifications on many of the items shown above. List prices for items shown above can be located in the current LCN price book.

1260 Series



Hold Open Arm Assemblies & Parts

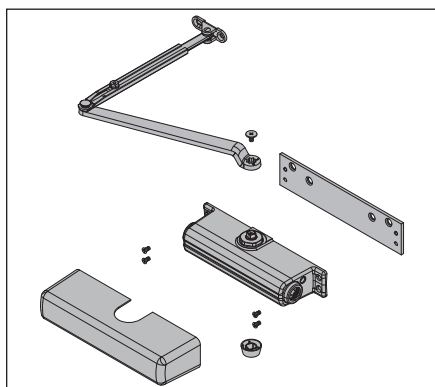


No.	Description	Part number
1	Hold Open Arm (F)	1260-3049
2	Hold Open Long Arm (F)	1260-3049L
3	Hold Open Arm w/ 62PA (F)	1260-3049/PA
4	Hold Open Main Arm (F)	1260-49

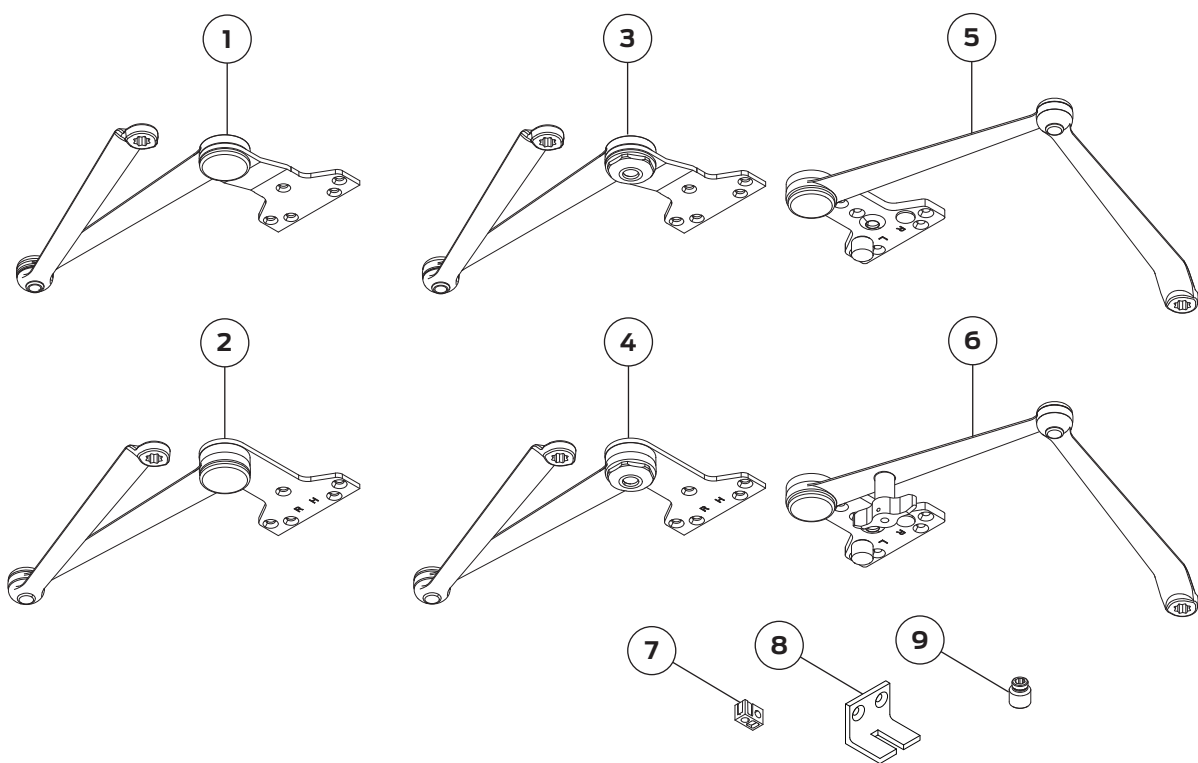
No.	Description	Part number
5	H arm Screw (F)	1260-83H
6	Head & Tube Assembly (F)	1260-3048
7	Head & Long Tube Assembly (F)	1260-3048L

Please specify finish (F), size (S), hand (H), & voltage (V) where indicated. See the latest edition of the LCN catalog for part descriptions and specifications on many of the items shown above. List prices for items shown above can be located in the current LCN price book.

1260 Series



EDA & CUSH Arm Assemblies

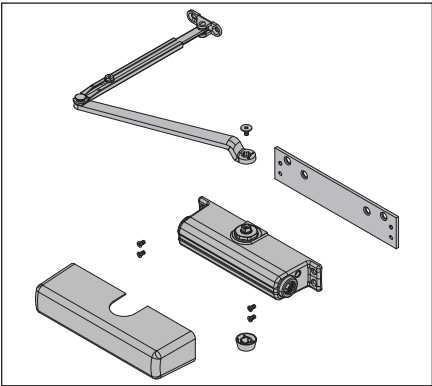


No.	Description	Part number
1	EDA Arm (F)	1260-3077EDA
2	EDA Arm w/ 62G (F)	1260-3077EDA/G
3	HEDA Arm (F)(H)	1260-3049EDA
4	HEDA Arm w/ 62G (F)(H)	1260-3049EDA/G
5	CUSH Arm (F)	1260-3077CUSH

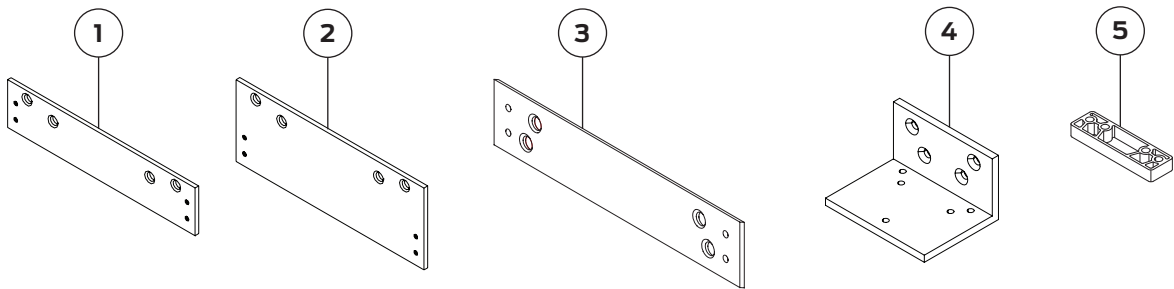
No.	Description	Part number
6	HCUSH Arm (F)	1260-3049CUSH
7	Fifth Hole Spacer	1260-201
8	CUSH Shoe Support (F)	1260-30
9	Stop (F)	1260-384

Please specify finish (F), size (S), hand (H), & voltage (V) where indicated. See the latest edition of the LCN catalog for part descriptions and specifications on many of the items shown above. List prices for items shown above can be located in the current LCN price book.

1260 Series



Mounting Plates

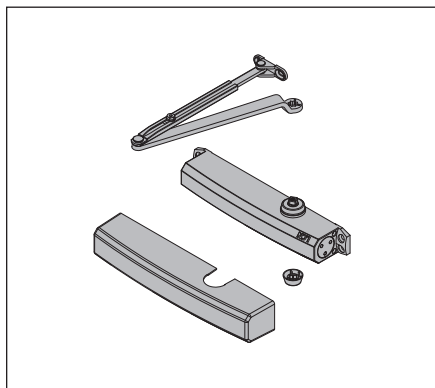


No.	Description	Part number
1	Mounting Plate (F)	1260-18
2	Mounting Plate (F)	1260-18PA
3	Mounting Plate (F)	1260-18QF

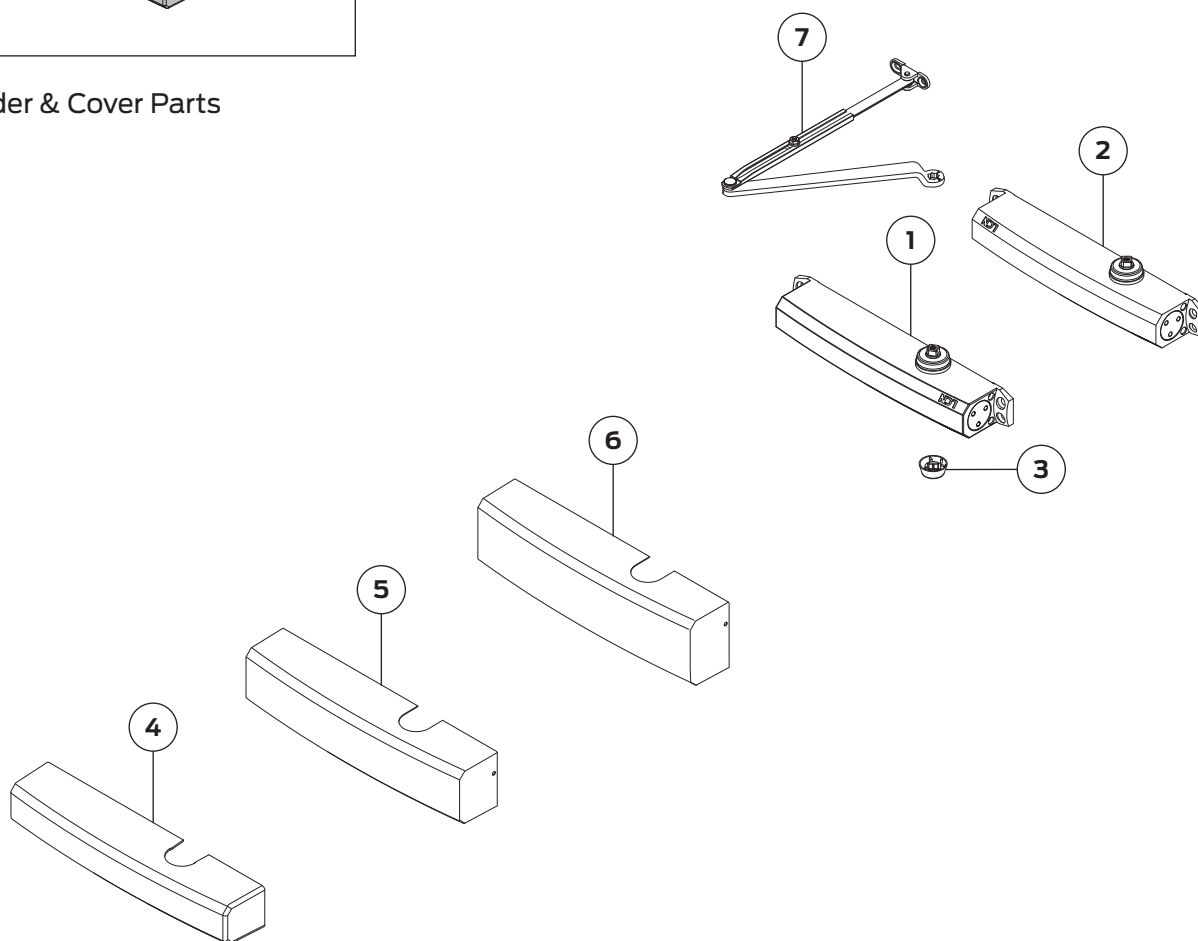
No.	Description	Part number
4	Panel Adapter (F)	1260-419
5	Blade Stop Spacer (F)	1260-61

Please specify finish (F), size (S), hand (H), & voltage (V) where indicated. See the latest edition of the LCN catalog for part descriptions and specifications on many of the items shown above. List prices for items shown above can be located in the current LCN price book.

1450 Series



Cylinder & Cover Parts

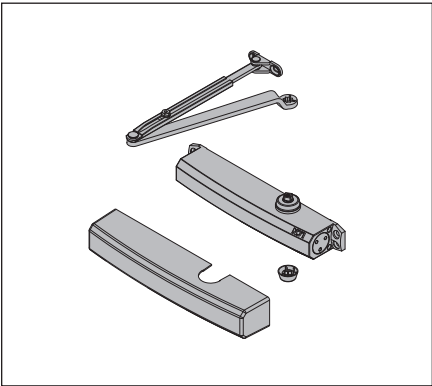


No.	Description	Part number
1	Cylinder Assembly (F)	1450-3071
2	Delay Action Cylinder (F)	1450-3071DEL
3	Pinion Cap (F)	1450-146
4	Standard Slim Cover (F)	1450-72
5	Full Plastic Cover (F)	1450-72FC

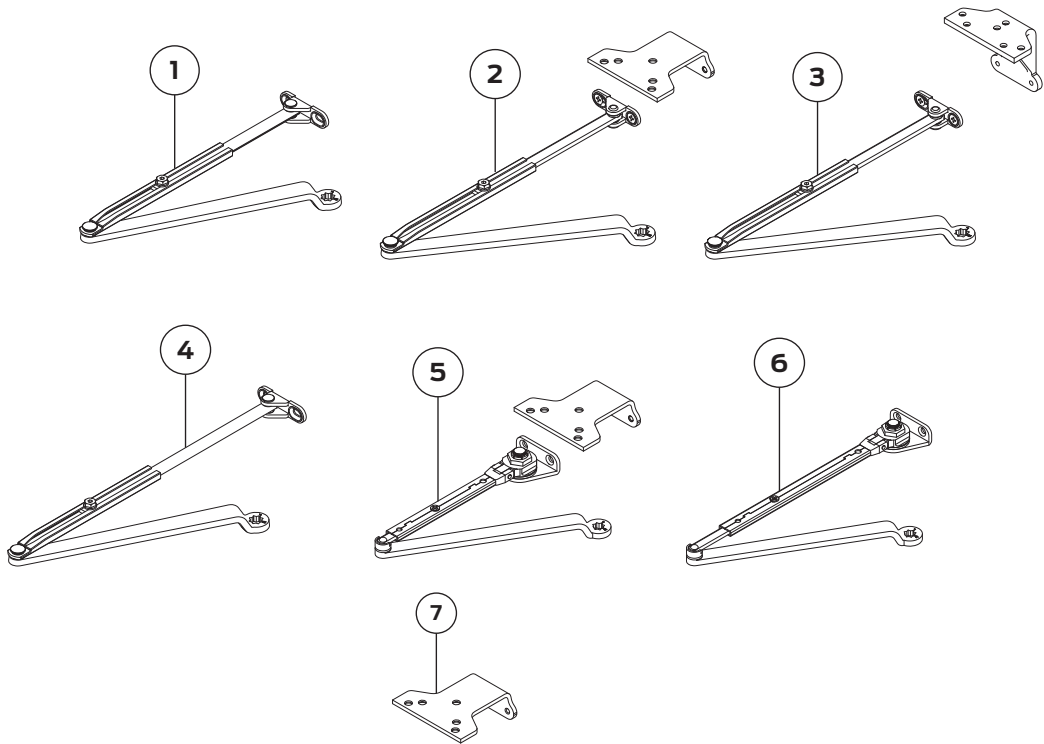
No.	Description	Part number
6	Full Metal Cover-RH & LH (F)(H)	1450-72MC
7	Reg Arm (F)	1450-3077
8	Screw Pack (Not Shown)(F)	1450-UNIV
9	Screw Pack (Not Shown)(F)	1450-TORX

Please specify finish (F), size (S), hand (H), & voltage (V) where indicated. See the latest edition of the LCN catalog for part descriptions and specifications on many of the items shown above. List prices for items shown above can be located in the current LCN price book.

1450 Series



Arm Assemblies & Parts

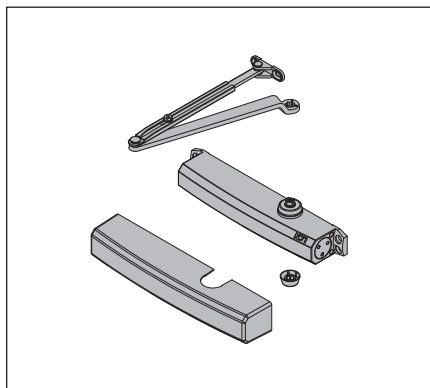


No.	Description	Part number
1	Regular Arm (F)	1450-3077
2	Reg Arm w/ 62PA (F)	1450-3077/PA
3	Reg Arm w/ 62A Shoe (F)	1450-3077/62A
4	Long Arm (F)	1450-3077L

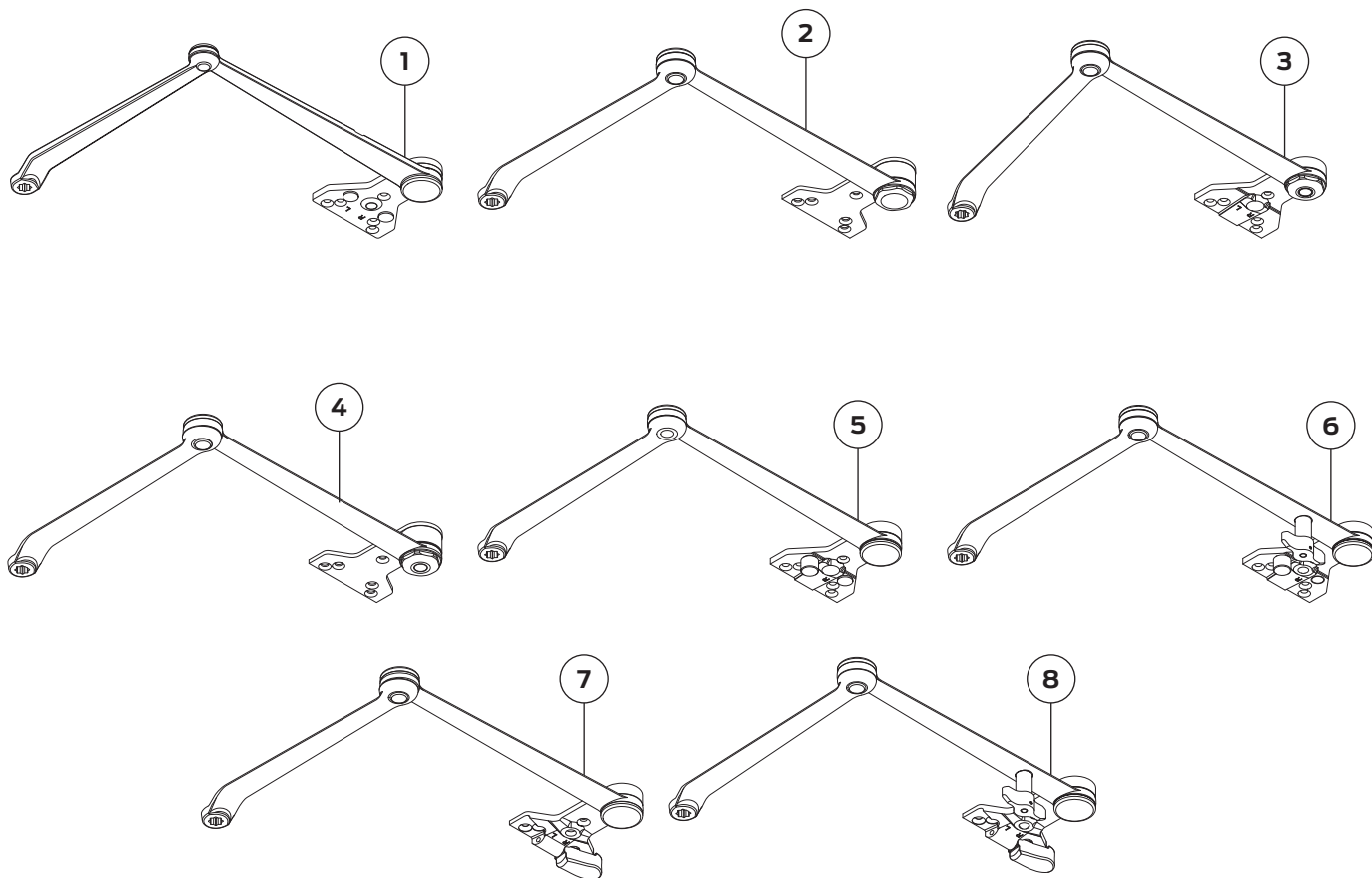
No.	Description	Part number
5	Hold Open Arm w/ 62PA (F)	1450-3049/PA
6	Hold Open Long Arm (F)	1450-3049L
7	PA Shoe (F)	1450-62PA

Please specify finish (F), size (S), hand (H), & voltage (V) where indicated. See the latest edition of the LCN catalog for part descriptions and specifications on many of the items shown above. List prices for items shown above can be located in the current LCN price book.

1450 Series



Arm Assemblies & Parts

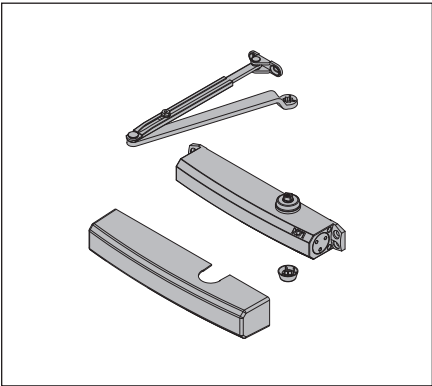


No.	Description	Part number
1	EDA Arm (F)	1450-3077EDA
2	EDA w/ 62G (F)	1450-3077EDA/G
3	Hold Open EDA (F)(H)	1450-3049EDA
4	Hold Open EDA w/ 62G (F)(H)	1450-3049EDA/G

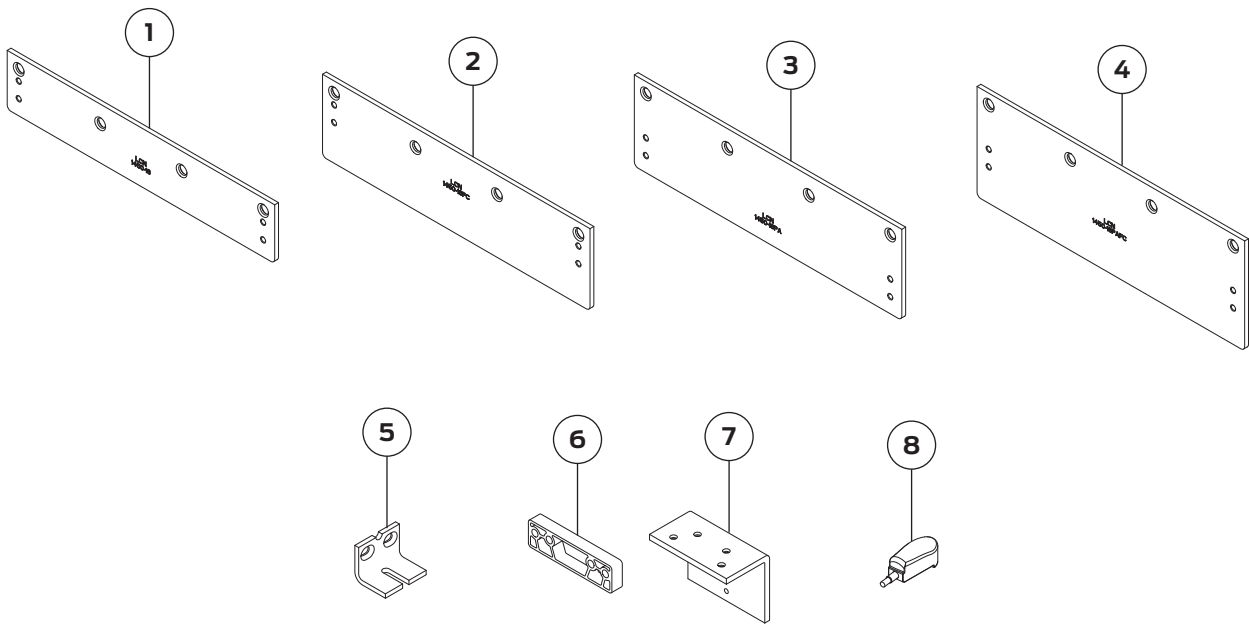
No.	Description	Part number
5	CUSH Arm (F)	1450-3077CNS
6	Hold Open CUSH (F)	1450-3049CNS
7	Spring CUSH Arm (F)	1450-3077SCNS
8	Hold Open Spring CUSH Arm (F)	1450-3049SCNS

Please specify finish (F), size (S), hand (H), & voltage (V) where indicated. See the latest edition of the LCN catalog for part descriptions and specifications on many of the items shown above. List prices for items shown above can be located in the current LCN price book.

1450 Series



Mounting Plates & Miscellaneous Accessories

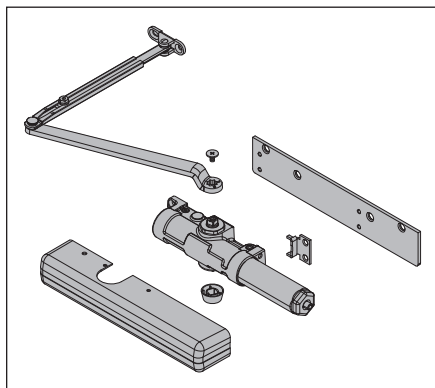


No.	Description	Part number
1	18 Mounting Plate (F)	1450-18
2	18 Mounting Plate for Full Cover (F)	1450-18FC
3	18PA Mounting Plate (F)	1450-18PA
4	18PA Mounting Plate for Full Cover (F)	1450-18PAFC

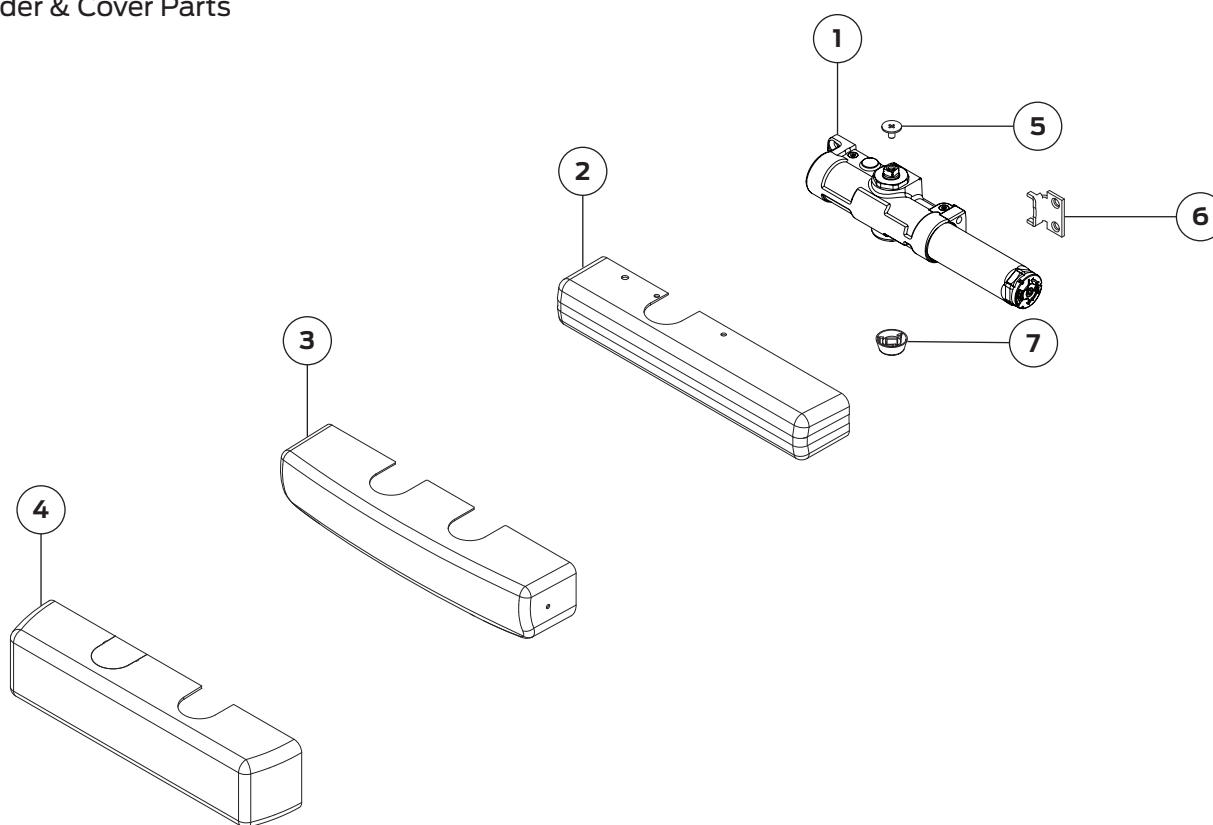
No.	Description	Part number
5	CUSH Shoe Support (F)	1450-30
6	Blade Stop Spacer (F)	1450-61
7	Flush Panel Adapter (F)	1450-419
8	Spring CUSH Block (F)	1450-3080

Please specify finish (F), size (S), hand (H), & voltage (V) where indicated. See the latest edition of the LCN catalog for part descriptions and specifications on many of the items shown above. List prices for items shown above can be located in the current LCN price book.

1460 Series



Cylinder & Cover Parts

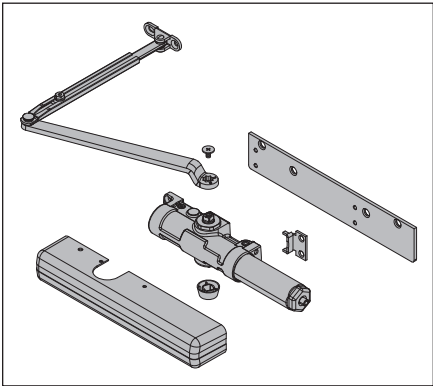


No.	Description	Part number
1	Cylinder Assembly (F)	1461-3071
1	Cylinder Assembly w/ Delay (F)	1461-3071DEL
2	Standard Cover (F)	1460-72
3	Designer Series Cover (F)	1460-72DS1
4	Full Cover (F)	1460-72FC
5	Arm Screw (F)	1460-159
6	Mounting Bracket (F)	1460-30A
7	Shaft Cover (F)	1460-146

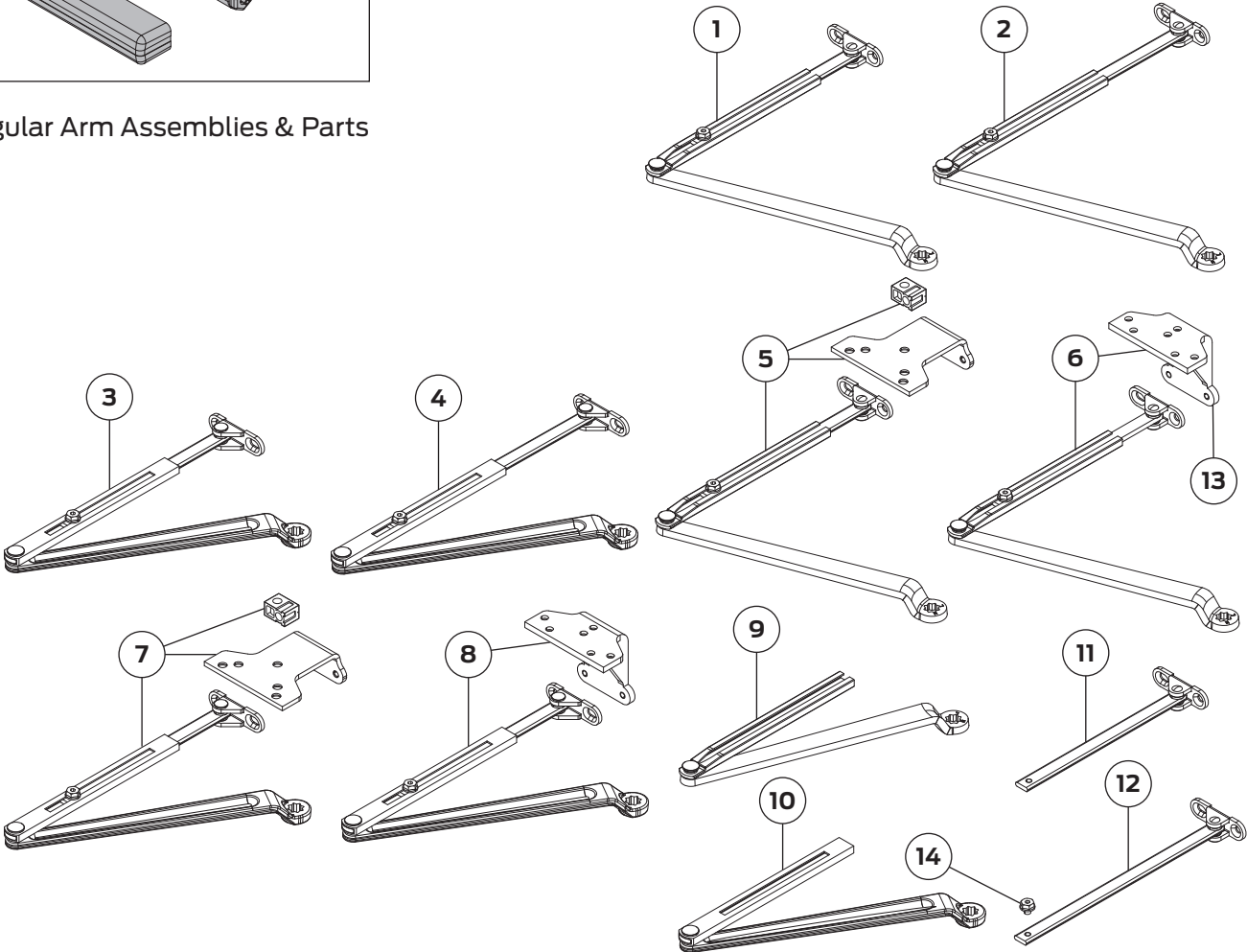
No.	Description	Part number
8	Adaptor Kit (Not Shown)	1460-3373
9	Screw Pack (Not Shown) (F)	1460-SRT
10	Screw Pack (Not Shown) (F)	1460-TBSRT
11	Screw Pack (Not Shown) (F)	1460-WMS
12	Screw Pack (Not Shown) (F)	1460-TBWMS
13	Screw Pack (Not Shown) (F)	1460-TORX
14	Screw Pack (Not Shown) (F)	1460-TBTRX

Please specify finish (F), size (S), hand (H), & voltage (V) where indicated. See the latest edition of the LCN catalog for part descriptions and specifications on many of the items shown above. List prices for items shown above can be located in the current LCN price book.

1460 Series



Regular Arm Assemblies & Parts

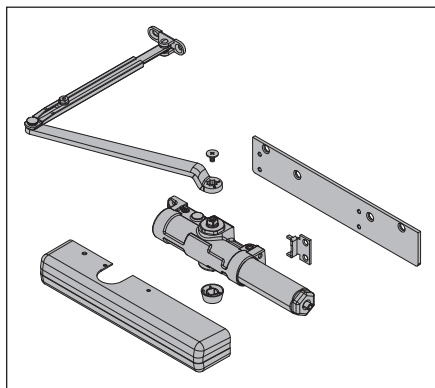


No.	Description	Part number
1	Reg Arm (F)	1460-3077
2	Long Arm (F)	1460-3077L
3	Heavy Duty Arm (F)	1460-3077HD
4	HD Long Arm (F)	1460-3077HD/L
5	Reg Arm w/ 62PA (F)	1460-3077/PA
6	Reg Arm w/62A (F)	1460-3077/62A
7	HD Arm w/62PA (F)	1460-3077HD/PA

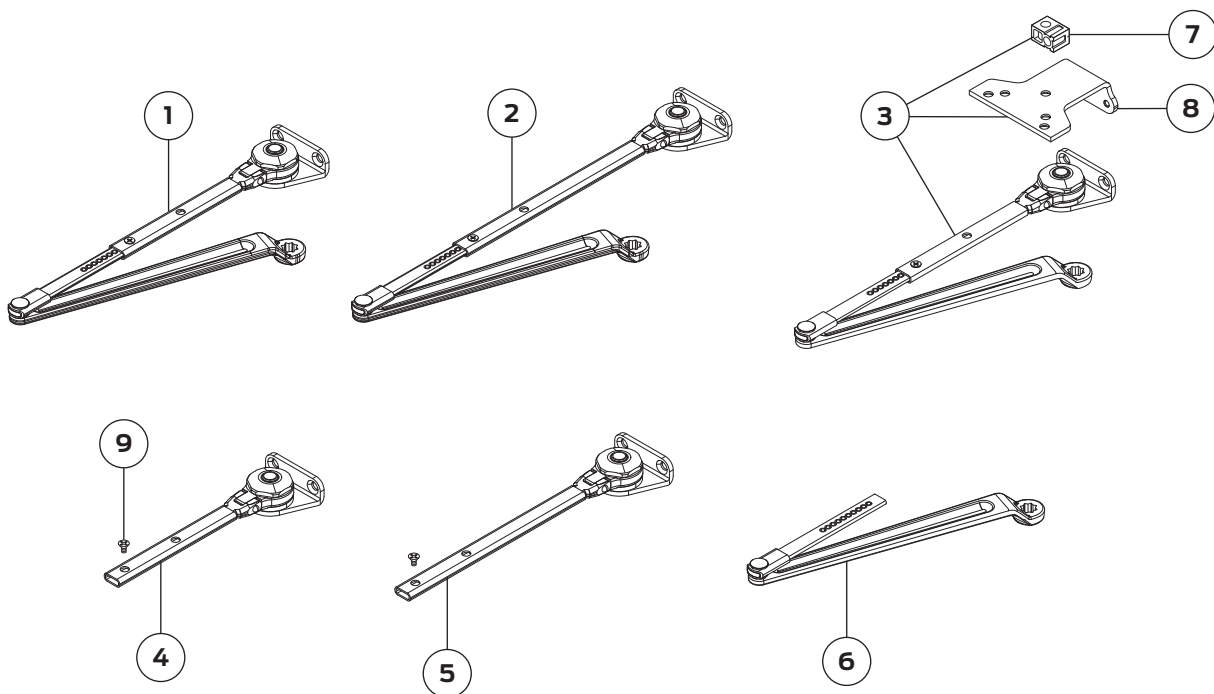
No.	Description	Part number
8	HD Arm w/62A (F)	1460-3077HD/62A
9	Arm & Forearm (F)	1460-77
10	Heavy Duty Arm& Forearm (F)	1460-77HD
11	Rod & Shoe (F)	1460-79
12	Long Rod & Shoe (F)	1460-79LR
13	Auxiliary Shoe (F)	1460-62A
14	Arm Screw (F)	1460-83

Please specify finish (F), size (S), hand (H), & voltage (V) where indicated. See the latest edition of the LCN catalog for part descriptions and specifications on many of the items shown above. List prices for items shown above can be located in the current LCN price book.

1460 Series



Hold Open Arm Assemblies & Parts

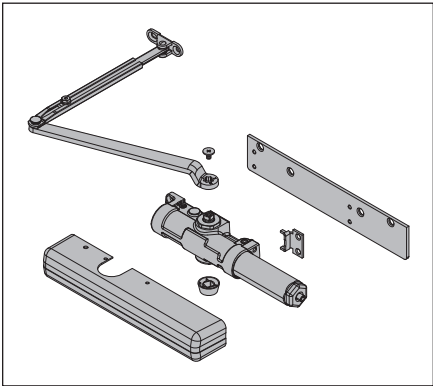


No.	Description	Part number
1	Hold Open Arm (F)	1460-3049
2	Hold Open Long Arm (F)	1460-3049L
3	Hold Open Arm w/ PA (F)	1460-3049/PA
4	HO Head & Tube Assembly (F)	1460-3048
5	HO Head & Long Tube Assembly (F)	1460-3048L

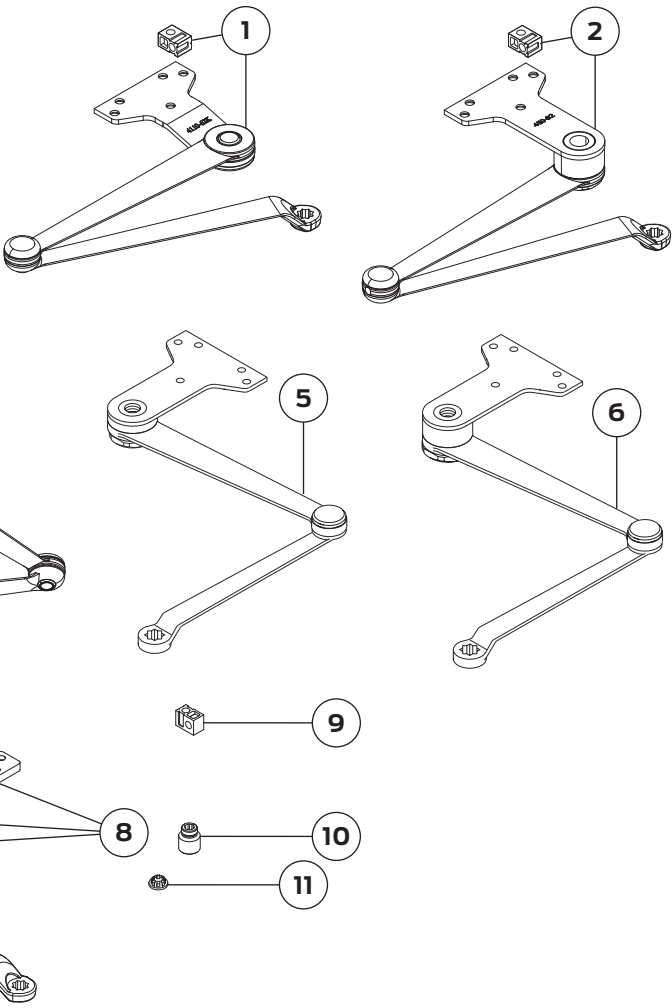
No.	Description	Part number
6	HO Main Arm & Rod (F)	1460-49
7	Fifth Screw Spacer (F)	1460-201
8	Parallel Arm Shoe (F)	1460-62PA
9	H Arm Screw (F)	1460-83H

Please specify finish (F), size (S), hand (H), & voltage (V) where indicated. See the latest edition of the LCN catalog for part descriptions and specifications on many of the items shown above. List prices for items shown above can be located in the current LCN price book.

1460 Series



Extra Duty and CUSH Arm Assemblies & Parts

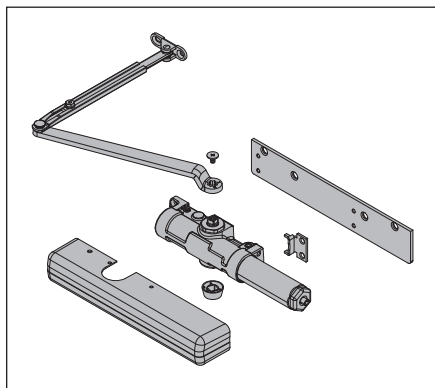


No.	Description	Part number
1	Extra Duty Arm (F)	1460-3077EDA
2	Extra Duty Arm w/ 62G (F)	1460-3077EDA/G
3	Spring CUSH (SCUSH) Arm (F)	1460-3077SCNS
4	Spring H CUSH (SHCUSH) Arm (F)	1460-3049SCNS
5	Hold Open Extra Duty Arm (F)(H)	1460-3049EDA
6	HO Extra Duty Arm w/ 62G (F)(H)	1460-3049EDA/G

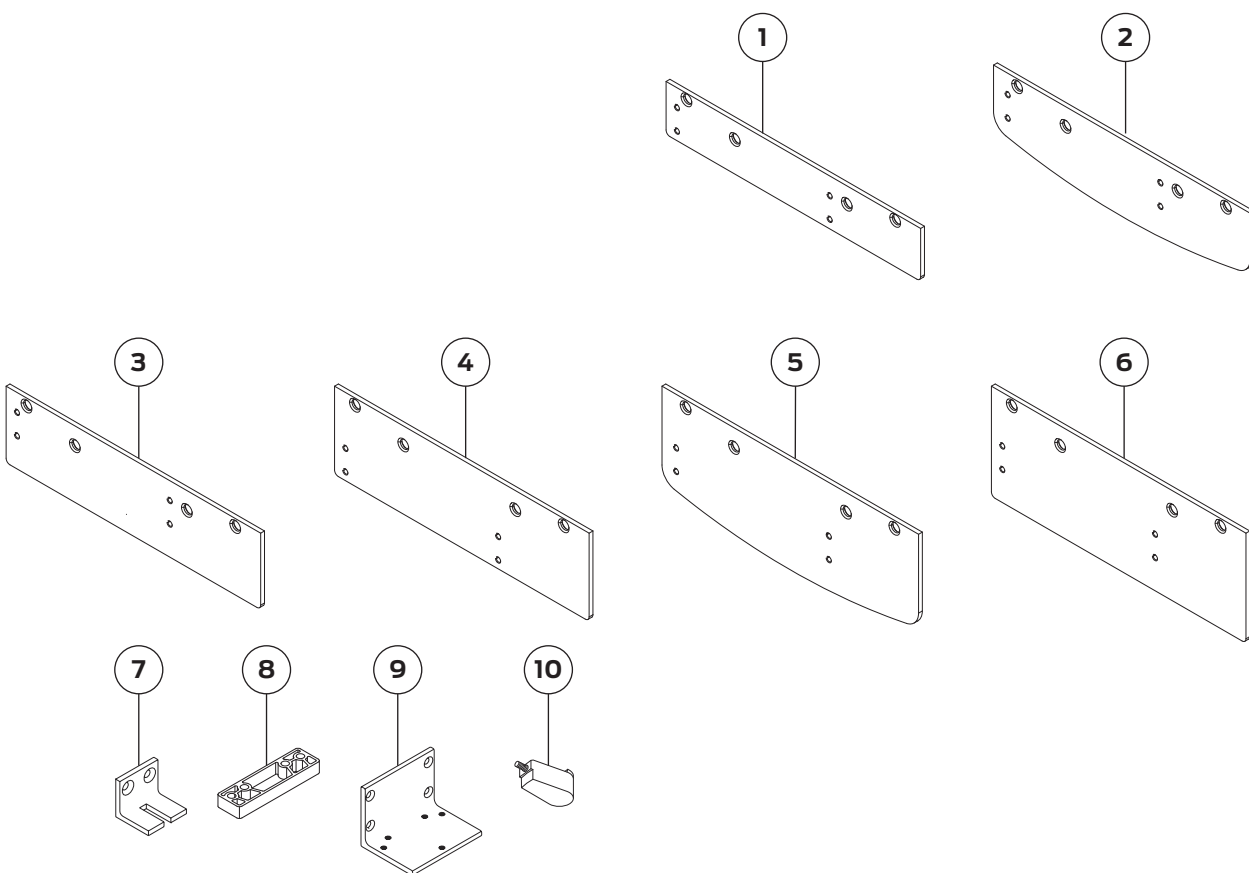
No.	Description	Part number
7	CUSH Arm (F)	1460-3077CNS
8	H CUSH Arm (F)	1460-3049CNS
9	Fifth Hole Spacer	1460-201
10	Stop (F)	1260-384
11	Plug (F)	1260-124

Please specify finish (F), size (S), hand (H), & voltage (V) where indicated. See the latest edition of the LCN catalog for part descriptions and specifications on many of the items shown above. List prices for items shown above can be located in the current LCN price book.

1460 Series



Mounting Plates

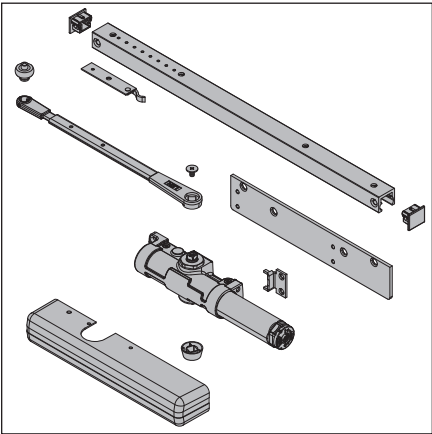


No.	Description	Part number
1	Mounting Plate (F)	1460-18
2	Mounting Plate (F)	1460-18DS
3	Mounting Plate (F)	1460-18FC
4	Mounting Plate (F)	1460-18PA
5	Mounting Plate (F)	1460-18PADS

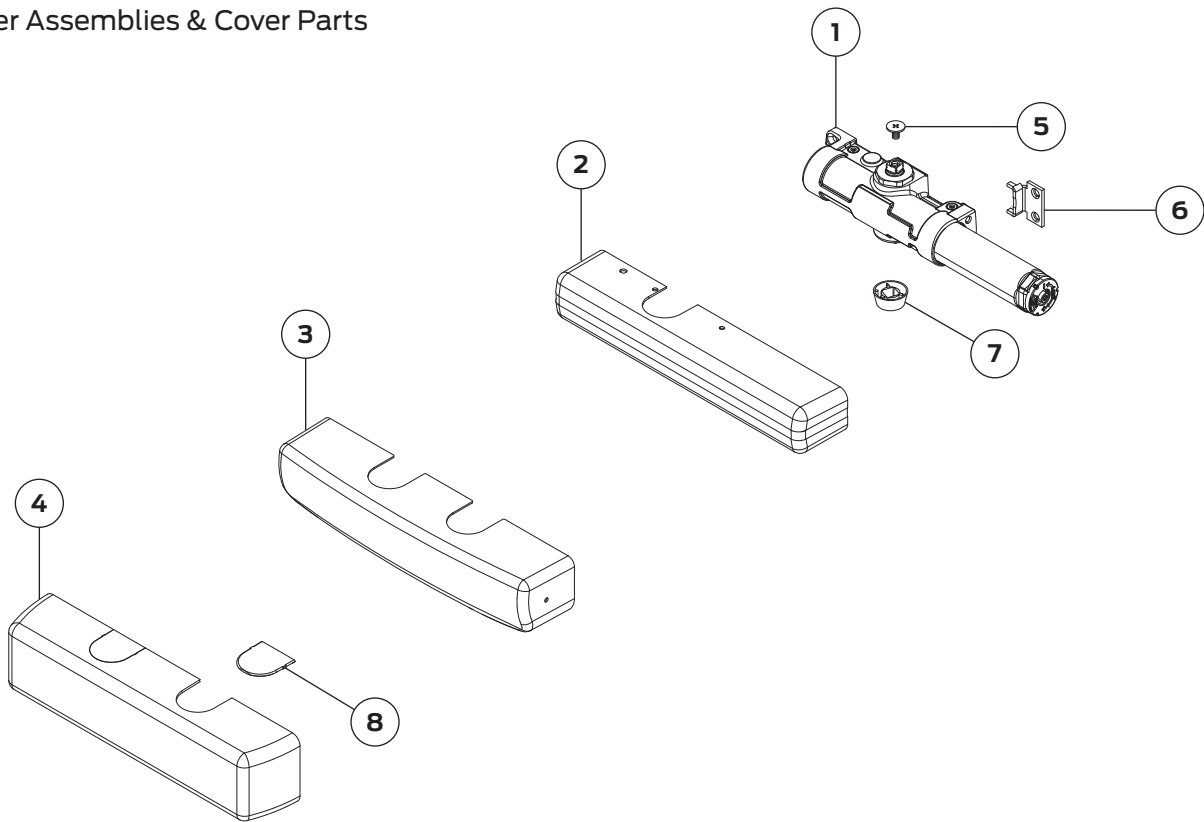
No.	Description	Part number
6	Mounting Plate (F)	1460-18PAFC
7	CUSH Shoe Support (F)	1460-30
8	Blade Stop Spacer (F)	1460-61
9	Flush Panel Adaptor (F)	1460-419
10	SC Block (incl. -58 & 80G)	1460-3080

Please specify finish (F), size (S), hand (H), & voltage (V) where indicated. See the latest edition of the LCN catalog for part descriptions and specifications on many of the items shown above. List prices for items shown above can be located in the current LCN price book.

1460T Series "Super Stock"



Cylinder Assemblies & Cover Parts

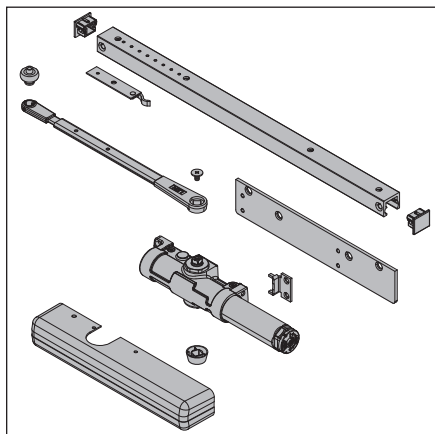


No.	Description	Part number
1	Cylinder Assembly (F)(S)	1460(1)T-307I
2	Standard Cover (F)	1460T-72
3	Designer Series Metal Cover (F)	1460T-72DS1
4	Full Cover (F)	1460T-72FC
5	Arm Screw (F)	1460T-159
6	Mounting Bracket (F)	1460T-30A
7	Shaft Cover (F)	1460T-146

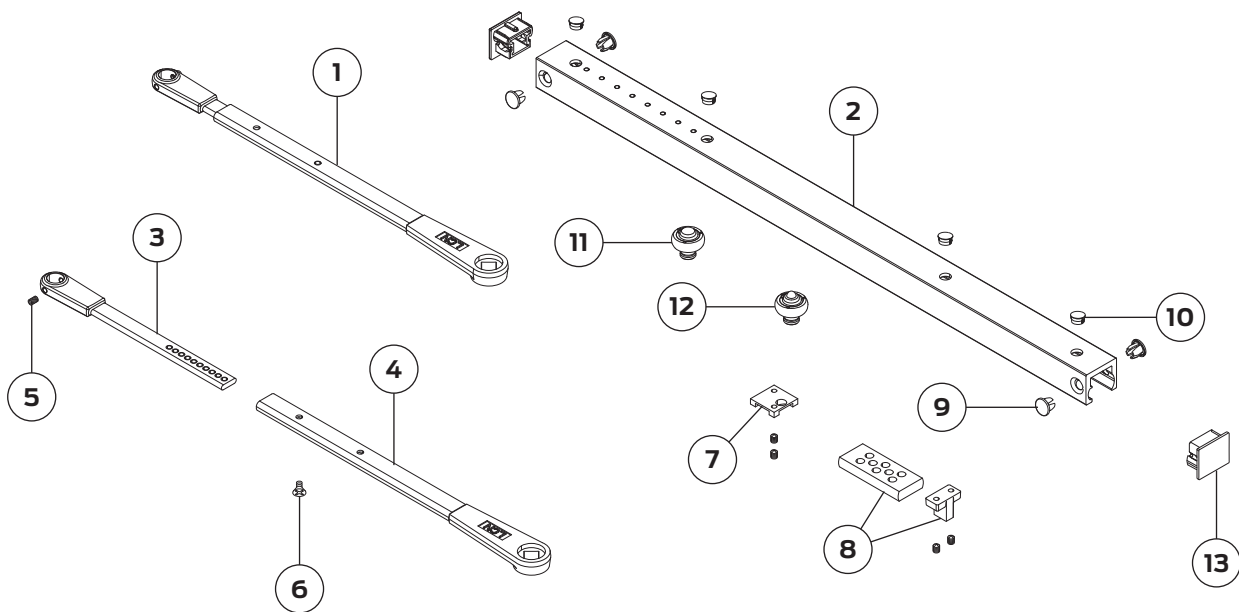
No.	Description	Part number
8	Arm Insert (F)	1460T-163
9	Screw Pack (incl -3034)[Not Shown](F)	1460T-SRT
10	Screw Pack (incl -3034)[Not Shown](F)	1460T-TBSRT
11	Screw Pack (incl -3034)[Not Shown](F)	1460T-WMS
12	Screw Pack (incl -3034)[Not Shown](F)	1460T-TBWMS
13	Screw Pack (incl -3034)[Not Shown](F)	1460T-TORX
14	Screw Pack (incl -3034)[Not Shown](F)	1460T-TBTRX

Please specify finish (F), size (S), hand (H), & voltage (V) where indicated. See the latest edition of the LCN catalog for part descriptions and specifications on many of the items shown above. List prices for items shown above can be located in the current LCN price book.

1460T Series "Super Stock"



Arm Assemblies & Parts

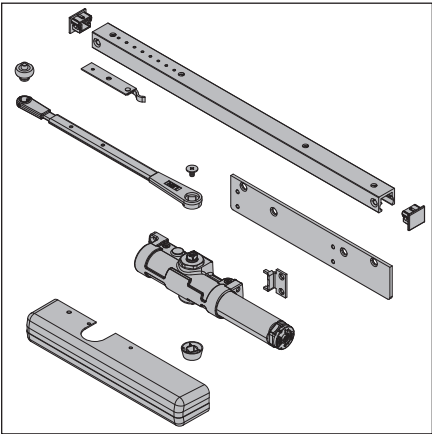


No.	Description	Part number
1	Standard Arm (F)	1460T-3077T
2	Standard Track (F)	1460T-3038
2	Track w/ Bumper (F)	1460T-3038B
2	Track w/ Hold Open (F)	1460T-3038H
2	Track w/ Hold Open & Bumper (F)	1460T-3038HB
3	Rod (F)	1460T-82
4	Arm & Tube (F)	1460T-78
5	Roller Lock Screw	1460T-425

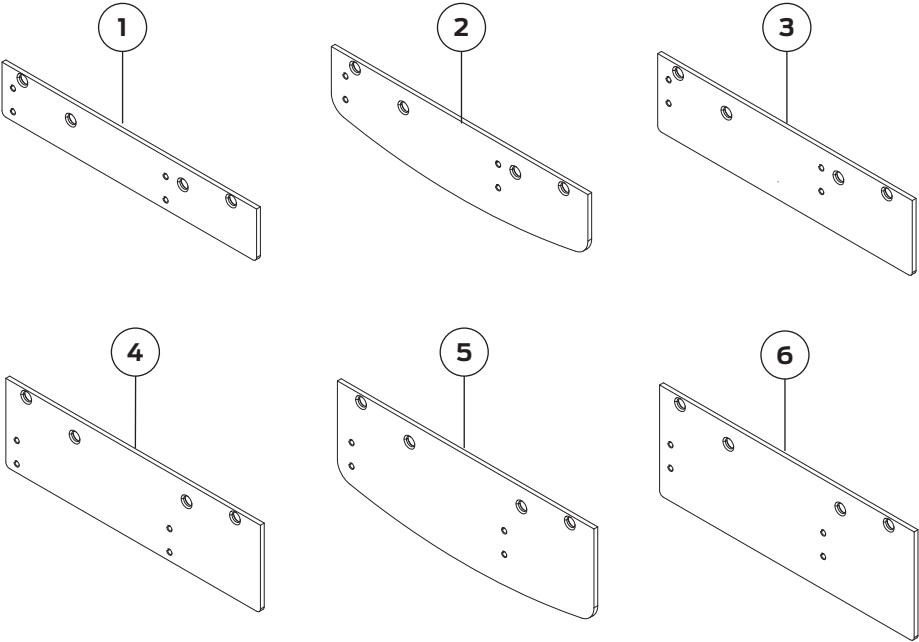
No.	Description	Part number
6	Arm Screw (F)	1460T-83H
7	Hold-Open Clip	1460T-3054
8	Track Bumper	1460T-169
9	Plug (F) (2 Required - Sold Individually)	1460T-141-1
10	Plug (F) (4 Required - Sold Individually)	1460T-141-2
11	Track Roller	1460T-3034
12	Hold Open Track Roller	1460T-3034H
13	End Cap (F) (2 Required - Sold Individually)	1460T-73

Please specify finish (F), size (S), hand (H), & voltage (V) where indicated. See the latest edition of the LCN catalog for part descriptions and specifications on many of the items shown above. List prices for items shown above can be located in the current LCN price book.

1460T Series "Super Stock"



Mounting Plates



No.	Description	Part number
1	Mounting Plate (F)	1460T-18
2	Mounting Plate (F)	1460T-18DS
3	Mounting Plate (F)	1460T-18FC
4	Mounting Plate (F)	1460T-18PA

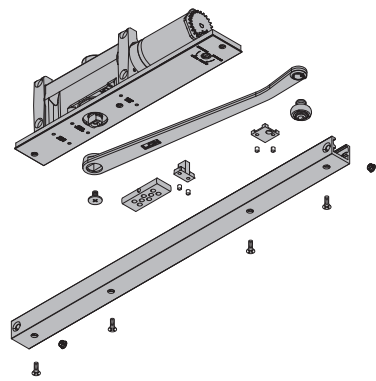
No.	Description	Part number
5	Mounting Plate (F)	1460T-18PADS
6	Mounting Plate (F)	1460T-18PAFC
7	Mounting Plate (Not Shown)(F)	1460T-18GFC

Please specify finish (F), size (S), hand (H), & voltage (V) where indicated. See the latest edition of the LCN catalog for part descriptions and specifications on many of the items shown above. List prices for items shown above can be located in the current LCN price book.

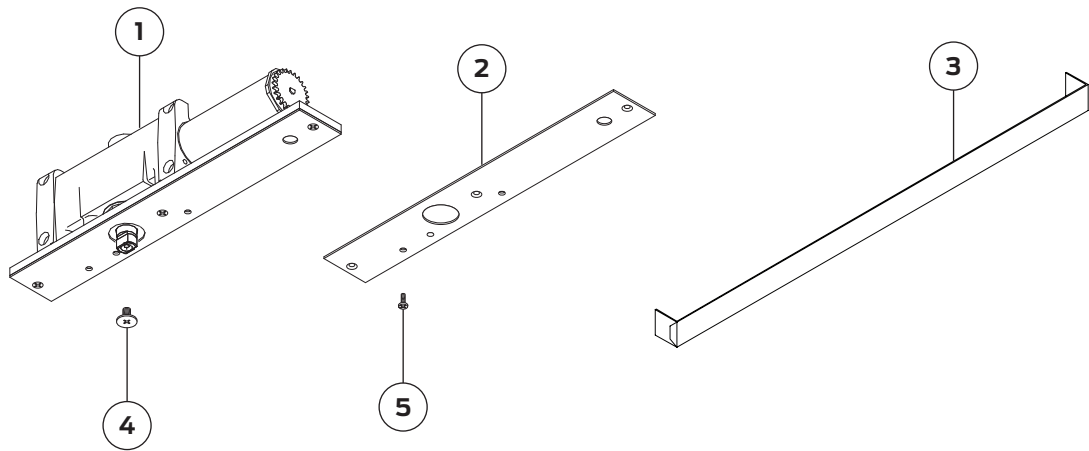
Concealed Series Closers

66	2010 Series
68	2030 Series
70	3030 Series
71	3130 Series
72	5010 Series
74	5030 Series "Pacer"
77	6030 Series "Pacer"

2010 Series



Cylinder & Cover Parts

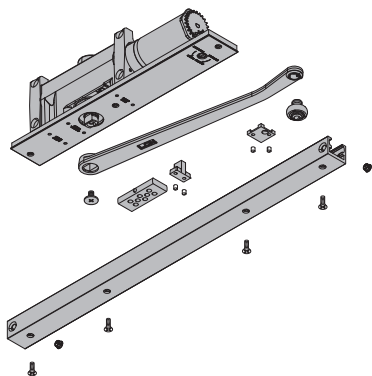


No.	Description	Part number
1	Standard Cylinder Assembly (F)(S)(H)	2011(3-6)-3071
2	Finish Plate (F)(H)	2010-11
3	Fire Shield	2010-420
4	Arm Screw (F)	2010-159

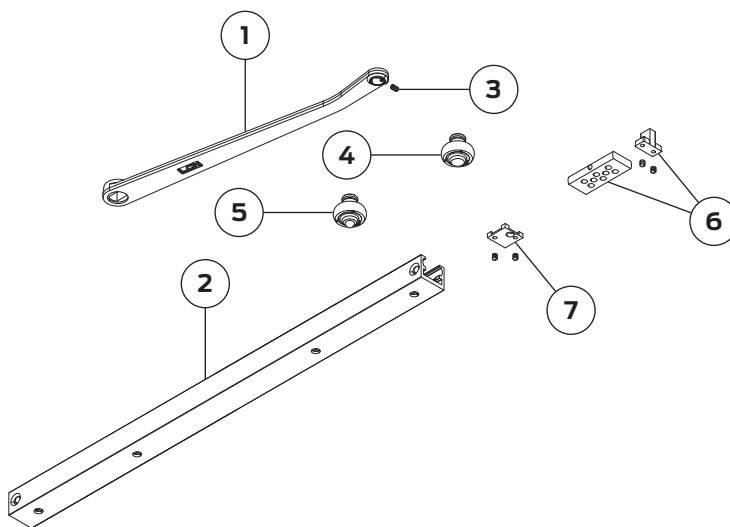
No.	Description	Part number
5	Cover Screw (F)	2010-31
6	Screw Pack (incl -3034)[Not Shown](F)	2010-WMS
7	Screw Pack (incl -3034)[Not Shown](F)	2010-TORX

Please specify finish (F), size (S), hand (H), & voltage (V) where indicated. See the latest edition of the LCN catalog for part descriptions and specifications on many of the items shown above. List prices for items shown above can be located in the current LCN price book.

2010 Series



Arm Assemblies & Parts

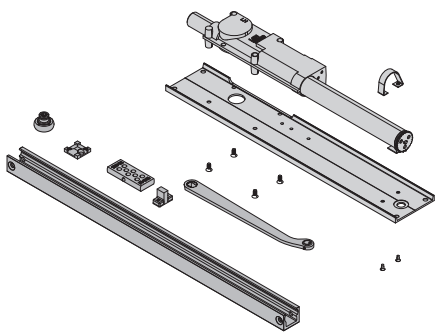


No.	Description	Part number
1	Standard Arm (F)(H)	2010-3077T
2	Standard Track (F)	2010-3038
2	Track w/ Bumper (F)	2010-3038B
2	Track w/ Hold Open (F)	2010-3038H
2	Track w/ Hold Open & Bumper (F)	2010-3038HB
3	Roller Lock Screw	2010-425

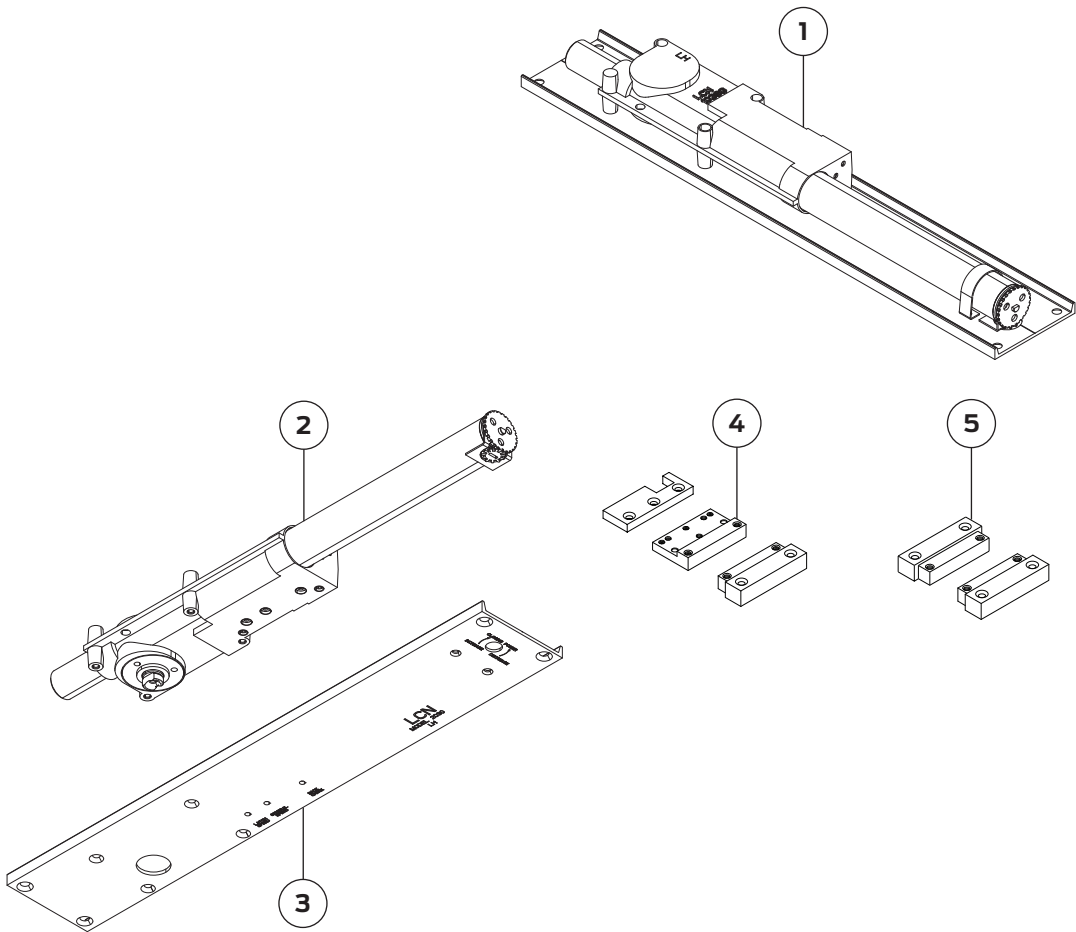
No.	Description	Part number
4	Track Roller	2010-3034
5	Track Roller (Hold Open)	2010-3034H
6	Track Bumper	2010-169
7	Hold-Open Clip	2010-3054
8	P-1152 Roller (Not Shown)	2010-SPL-3034
9	P-1224 Track (Not Shown)(F)	2010-SPL-3038

Please specify finish (F), size (S), hand (H), & voltage (V) where indicated. See the latest edition of the LCN catalog for part descriptions and specifications on many of the items shown above. List prices for items shown above can be located in the current LCN price book.

2030 Series



Cylinder & Cover Parts

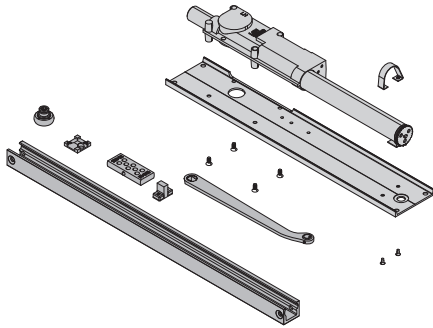


No.	Description	Part number
1	Standard Cylinder Assembly (F)(S)(H)	2031(2-5)-3071
2	Cylinder Only (F)(S)(H)	2031(2-5)-3971
3	Mounting/Finish Plate (F)(H)	2030-3002
4	Wood Clip Set (F) Center Pivot	2030-416

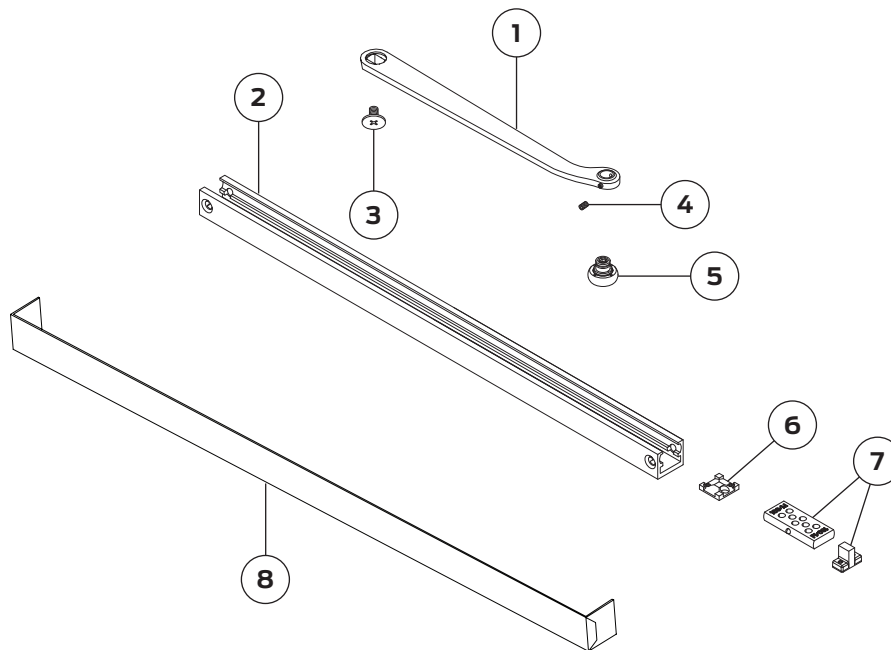
No.	Description	Part number
5	Wood Clip Set (F) Offset Pivot	2030-417
6	Screw Pack (incl -3034)[Not Shown](F)	2030-WMS
7	Screw Pack (incl -3034)[Not Shown](F)	2030-TORX

Please specify finish (F), size (S), hand (H), & voltage (V) where indicated. See the latest edition of the LCN catalog for part descriptions and specifications on many of the items shown above. List prices for items shown above can be located in the current LCN price book.

2030 Series



Arm Assemblies & Parts

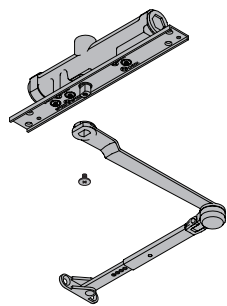


No.	Description	Part number
1	Standard Arm (F)(H)	2030-3077T
2	Standard Track (F)	2030-3038
2	Track w/ Bumper (F)	2030-3038B
2	Track w/ Hold Open (F)	2030-3038H
2	Track w/ Hold Open & Bumper (F)	2030-3038HB
3	Arm Screw (F)	2030-159
4	Roller Lock Screw	2030-425

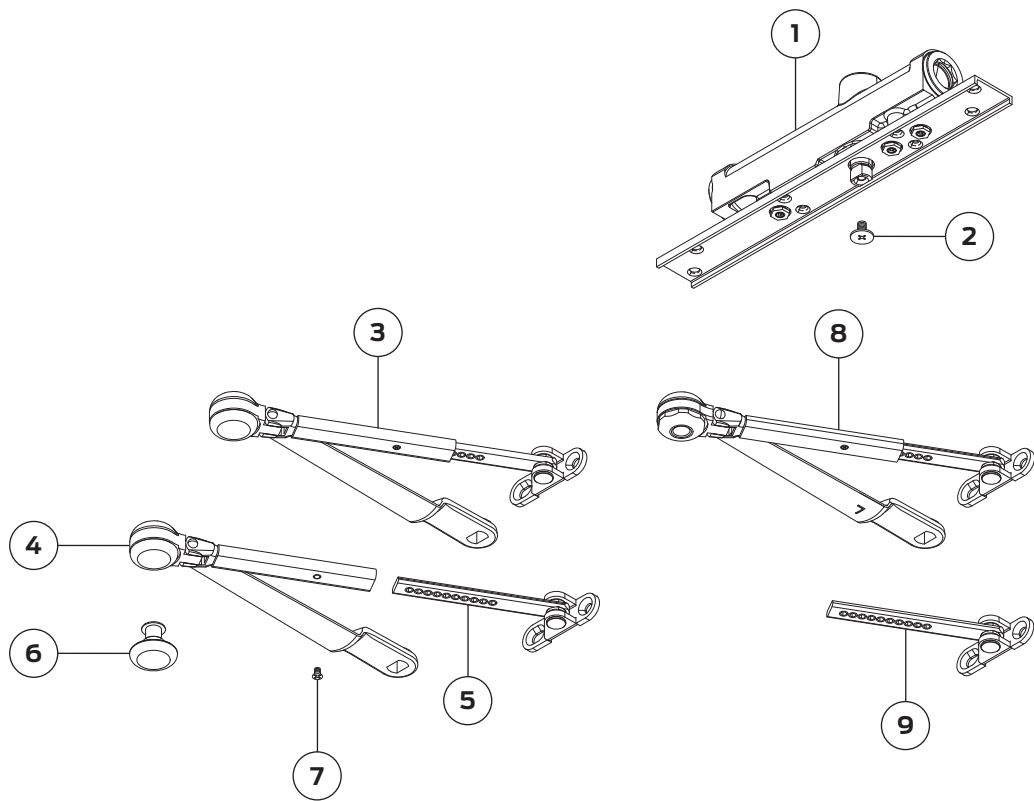
No.	Description	Part number
5	Track Roller	2030-3034
5	Track Roller (Hold Open)	2010-3034H
6	Hold-Open Clip	2030-3054
7	Track Bumper	2030-169
8	Fire Shield	2030-420
9	P-1224 Track (Not Shown)(F)	2030-SPL-3038
10	P-1152 Roller (Not Shown)	2030-SPL-3034

Please specify finish (F), size (S), hand (H), & voltage (V) where indicated. See the latest edition of the LCN catalog for part descriptions and specifications on many of the items shown above. List prices for items shown above can be located in the current LCN price book.

3030 Series



Cylinder & Cover Parts

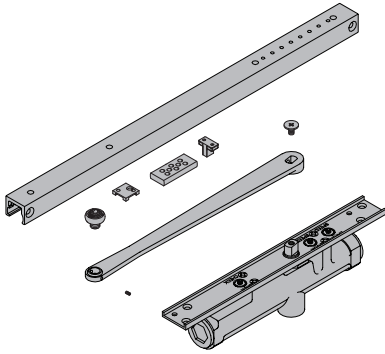


No.	Description	Part number
1	Cylinder Assembly (F)(S)(H)	3031(2-4)-3071
2	Arm Screw (F)	3030-159
3	Regular Arm (F)	3030-3077
4	Main Arm & Forearm (F)	3030-77
5	Rod & Shoe Assembly (F)	3030-79
6	Arm Stud (F)	3030-421

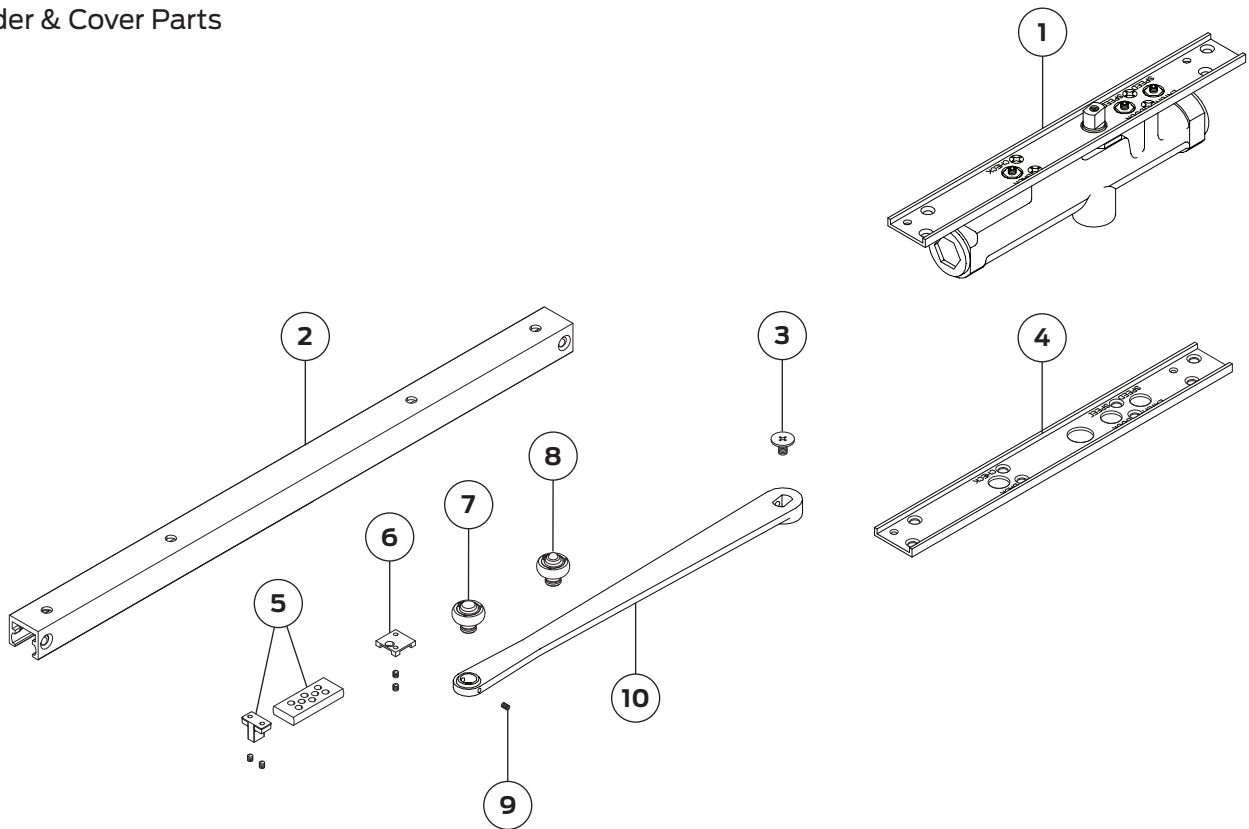
No.	Description	Part number
7	H Arm Screw (F)	3030-83H
8	Hold Open Arm (F)(H)	3030-3049
9	Hold Open Rod & Shoe Assembly (F)	3030-79H
10	Screw Pack (Not Shown)(F)	3030-WMS
11	Screw Pack (Not Shown)(F)	3030-TORX

Please specify finish (F), size (S), hand (H), & voltage (V) where indicated. See the latest edition of the LCN catalog for part descriptions and specifications on many of the items shown above. List prices for items shown above can be located in the current LCN price book.

3130 Series



Cylinder & Cover Parts

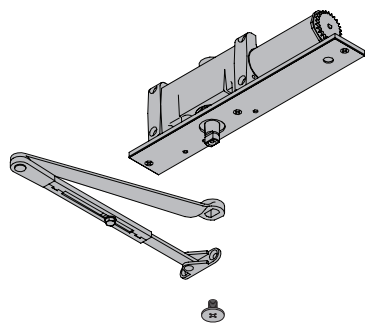


No.	Description	Part number
1	Standard Cylinder Assembly (F)(S)(H)	3131(2-3)-3071
2	Standard Track (F)	3130-3038
2	Standard Track w/ Bumper (F)	3130-3038B
2	Standard Track w/ Hold Open (F)	3130-3038H
2	Standard Track w/ HO & Bumper (F)	3130-3038HB
3	Arm Screw (F)	3130-159
4	Channel (F)(S)(H)	3130-2
5	Track Bumper	3130-169

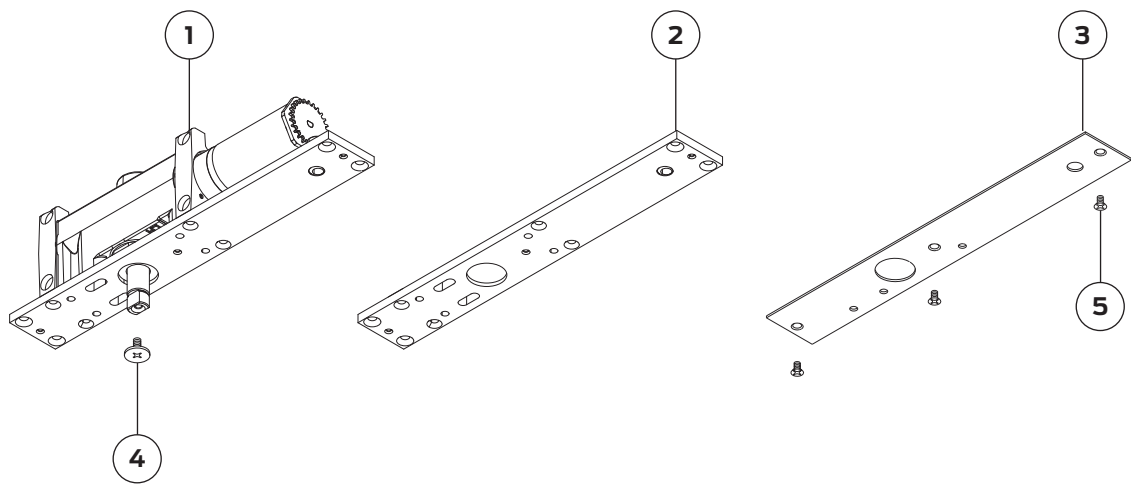
No.	Description	Part number
6	Hold-Open Clip	3130-3054
7	Track Roller	3130-3034
8	Hold Open Track Roller	3130-3034H
9	Roller Locking Screw	3130-425
10	Standard Arm (F) (H)	3130-3077T
11	Screw Pack (incl -3034)[Not Shown](F)	3130-WMS
12	Screw Pack (incl -3034)[Not Shown](F)	3130-TORX

Please specify finish (F), size (S), hand (H), & voltage (V) where indicated. See the latest edition of the LCN catalog for part descriptions and specifications on many of the items shown above. List prices for items shown above can be located in the current LCN price book.

5010 Series



Cylinder & Cover Parts

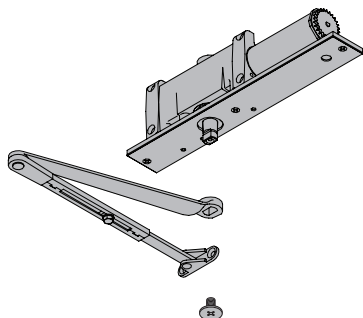


No.	Description	Part number
1	Cylinder Assembly (F)(S)(H)	5011(2-6)-3071
1	Delay Cylinder Assembly (F)(S)(H)	5011(2-5)-3071DEL
2	Mounting/Finish Plate (F)(H)	5010-3002
3	Finish Plate (F)(H)	5010-11
3	DA Finish Plate (F)(H)	5010-11DA

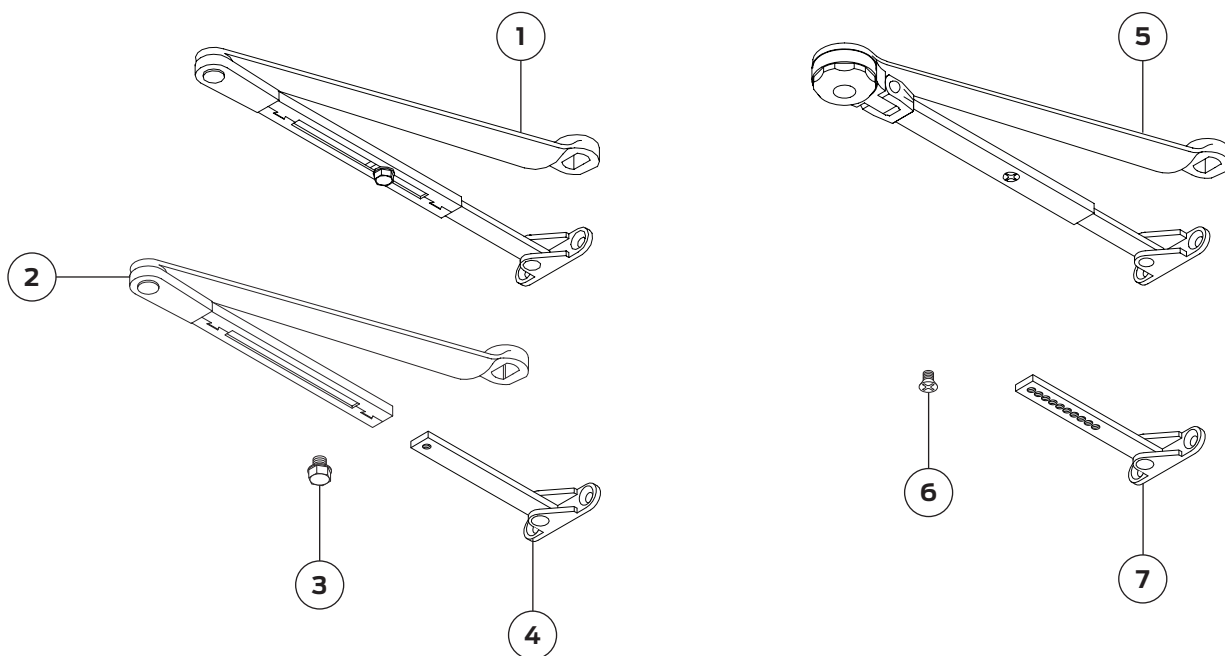
No.	Description	Part number
4	Arm Screw (F)	5010-159
5	Finish Plate Screw (F)	5010-31
6	Screw Pack (Not Shown)(F)	5010-WMS
7	Screw Pack (Not Shown)(F)	5010-TORX

Please specify finish (F), size (S), hand (H), & voltage (V) where indicated. See the latest edition of the LCN catalog for part descriptions and specifications on many of the items shown above. List prices for items shown above can be located in the current LCN price book.

5010 Series



Arm Assemblies & Parts

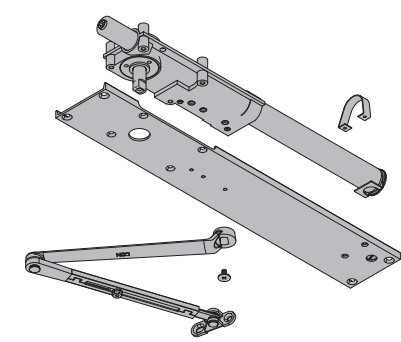


No.	Description	Part number
1	Regular Arm (F)	5010-3077
2	Main Arm & Forearm (F)	5010-77
3	Arm Screw (F)	5010-83
4	Rod & Shoe Assembly (F)	5010-79

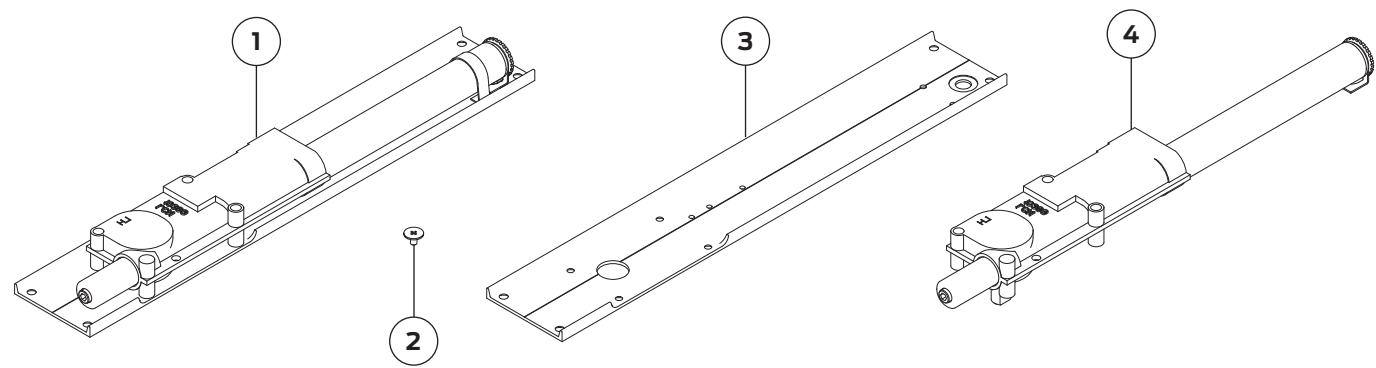
No.	Description	Part number
5	Hold Open Arm (F)(H)	5010-3049
6	H Arm Screw (F)	5010-83H
7	HO Rod & Shoe Assembly (F)	5010-79H

Please specify finish (F), size (S), hand (H), & voltage (V) where indicated. See the latest edition of the LCN catalog for part descriptions and specifications on many of the items shown above. List prices for items shown above can be located in the current LCN price book.

5030 Series "Pacer"



Cylinder & Cover Parts

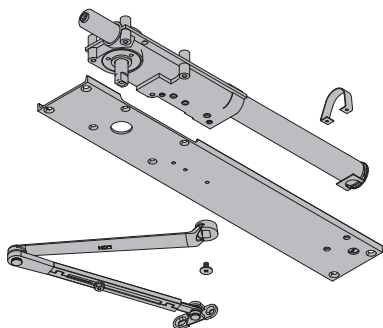


No.	Description	Part number
1	Cylinder Assembly (F)(S)(H)	5031(2-6)-3071
2	Arm Screw (F)	5030-159

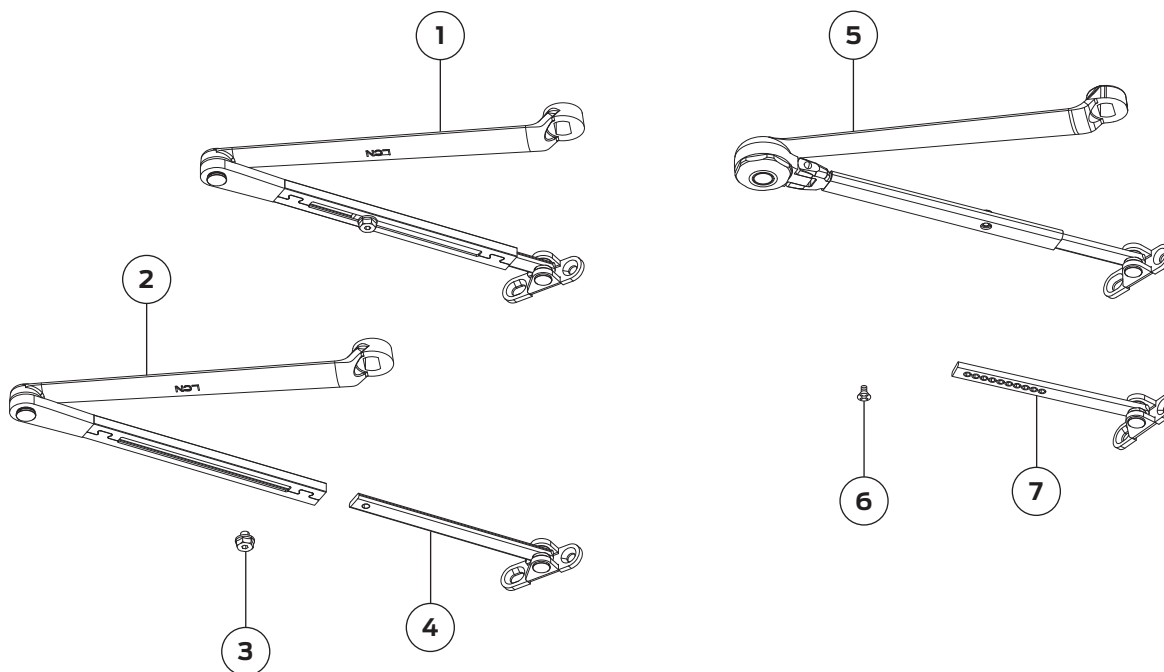
No.	Description	Part number
3	Finish Plate (F)(H)	5030-3002
4	Cylinder Only (F)(S)(H)	5031(2-6)-3971

Please specify finish (F), size (S), hand (H), & voltage (V) where indicated. See the latest edition of the LCN catalog for part descriptions and specifications on many of the items shown above. List prices for items shown above can be located in the current LCN price book.

5030 Series "Pacer"



Arm Assemblies & Parts

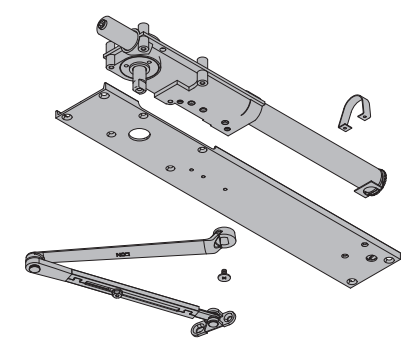


No.	Description	Part number
1	Regular Arm (F)	5030-3077
2	Main Arm & Forearm (F)	5030-77
3	Arm Screw (F)	5030-83
4	Rod & Shoe Assembly (F)	5030-79

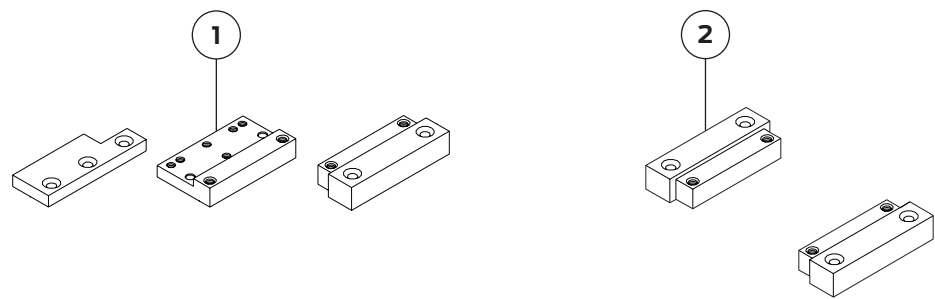
No.	Description	Part number
5	Hold Open Arm (F)(H)	5030-3049
6	H Arm Screw (F)	5030-83H
7	HO Rod & Shoe Assembly (F)	5030-79H

Please specify finish (F), size (S), hand (H), & voltage (V) where indicated. See the latest edition of the LCN catalog for part descriptions and specifications on many of the items shown above. List prices for items shown above can be located in the current LCN price book.

5030 Series "Pacer"



Installation Accessories

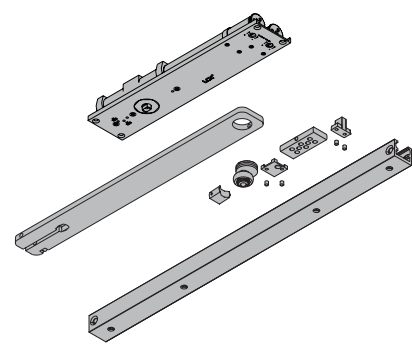


No.	Description	Part number
1	Wood Mounting Clip Set (F) Center Pivot	5030-416
2	Wood Mounting Clip Set (F) Offset Pivot	5030-417

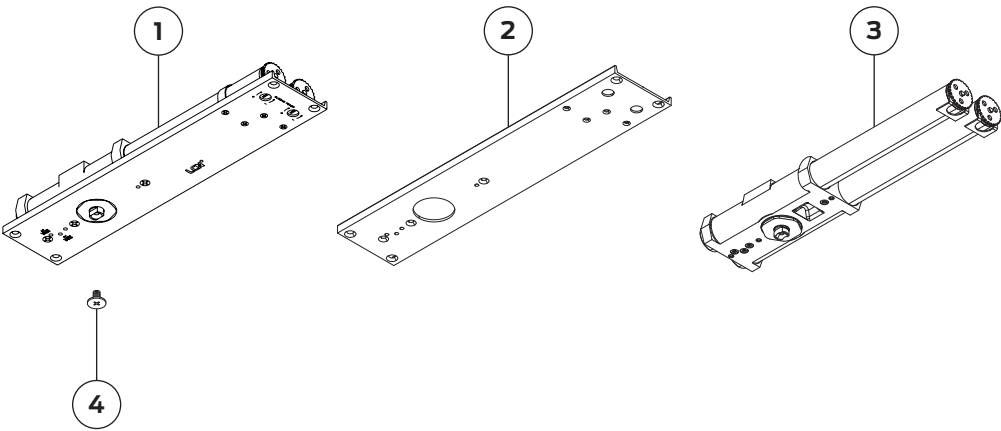
No.	Description	Part number
3	Screw Pack (Not Shown)(F)	5030-WMS
4	Screw Pack (Not Shown)(F)	5030-TORX

Please specify finish (F), size (S), hand (H), & voltage (V) where indicated. See the latest edition of the LCN catalog for part descriptions and specifications on many of the items shown above. List prices for items shown above can be located in the current LCN price book.

6030 Series "Pacer"



Cylinder & Cover Parts

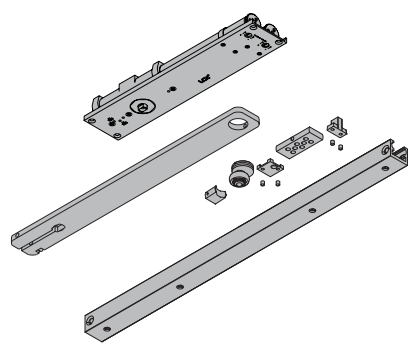


No.	Description	Part number
1	Cylinder Assembly (F)(S)	6031(2-5)-3071
2	Finish Plate (F)	6030-3002
3	Cylinder Only (F)(S)	6031(2-5)-3971

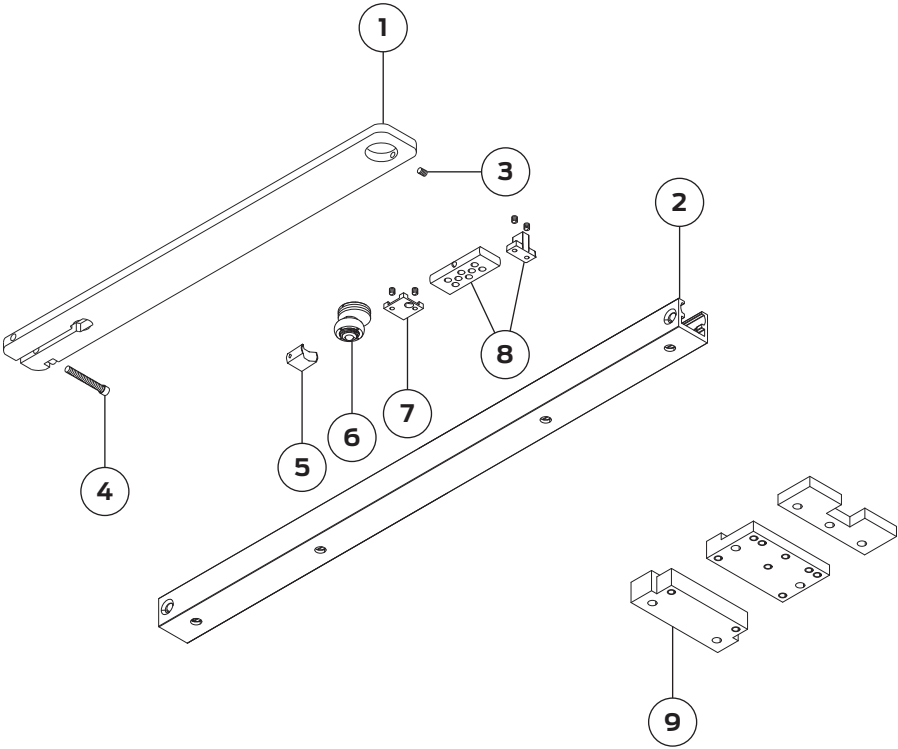
No.	Description	Part number
4	Arm Screw (F)	6030-159
5	Screw Pack (incl -3034)[Not Shown](F)	6030-WMS
6	Screw Pack (incl -3034)[Not Shown](F)	6030-TORX

Please specify finish (F), size (S), hand (H), & voltage (V) where indicated. See the latest edition of the LCN catalog for part descriptions and specifications on many of the items shown above. List prices for items shown above can be located in the current LCN price book.

6030 Series "Pacer"



Arm Assemblies & Parts



No.	Description	Part number
1	Standard Arm (F)	6030-3077T
2	Track w/Bumper (F)	6030-3038B
2	Track w/Hold Open & Bumper (F)	6030-3038HB
3	Roller Lock Screw (F)	6030-425
4	Arm Screw (F)	6030-83
5	Snubber	6030-157

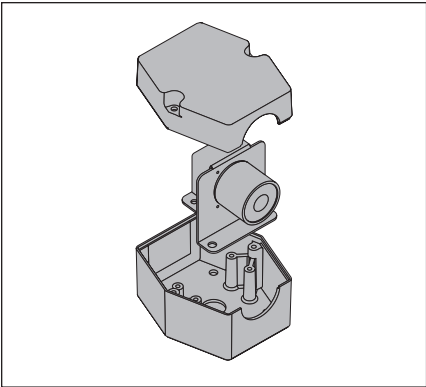
No.	Description	Part number
6	Track Roller	6030-3034
6	Hold Open Track Roller	6030-3034H
7	Hold-Open Clip	6030-3054
8	Track Bumper	6030-169
9	Wood Clip Set (F)	6030-416

Please specify finish (F), size (S), hand (H), & voltage (V) where indicated. See the latest edition of the LCN catalog for part descriptions and specifications on many of the items shown above. List prices for items shown above can be located in the current LCN price book.

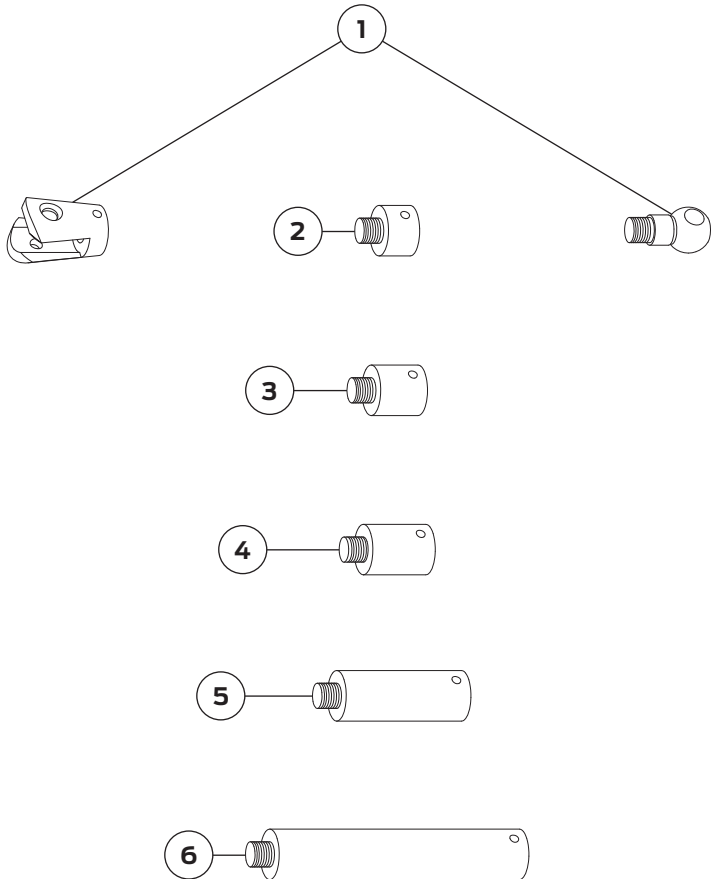
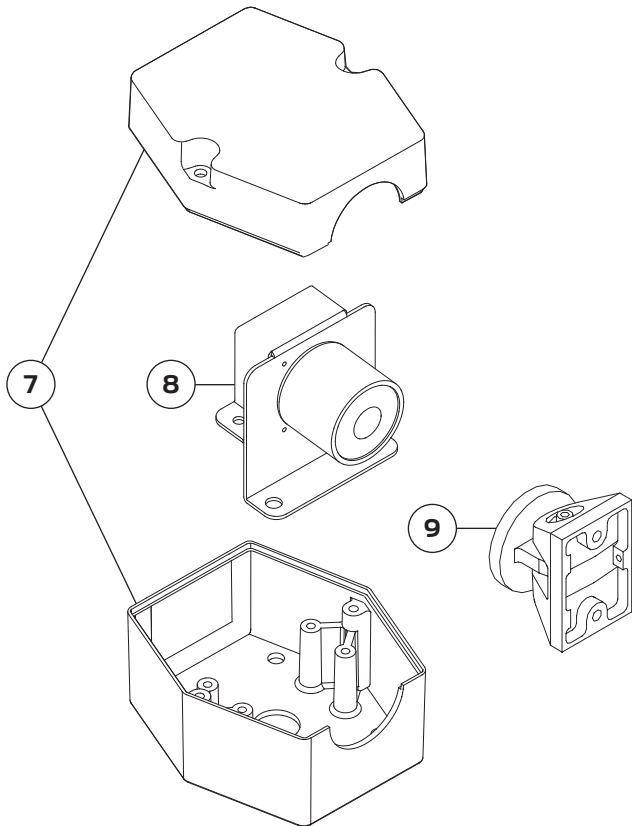
Fire-Life Safety Series Closers & Holders

- 80 SEM7800 Series
- 82 3130SE Series
- 84 4040SE Series
- 86 2310ME Series
- 88 4310ME Series "Sentronic"
- 90 4410ME Series "Sentronic"
- 92 4310HSA Series "Sentronic"
- 94 4410HSA Series "Sentronic"
- 96 SEH Series

SEM7800 Series



SEM7810 & Extensions

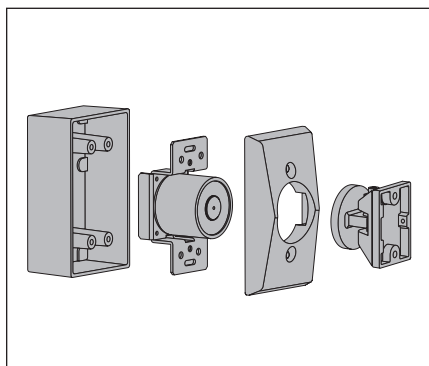


No.	Description	Part number
1	Ball Pivot / Connection Link (F)	SEM7810-514
2	Extension 1/2" (F)	SEM7810-E050
3	Extension 3/4" (F)	SEM7810-E075
4	Extension 1" (F)	SEM7810-E100
5	Extension 2" (F)	SEM7810-E200

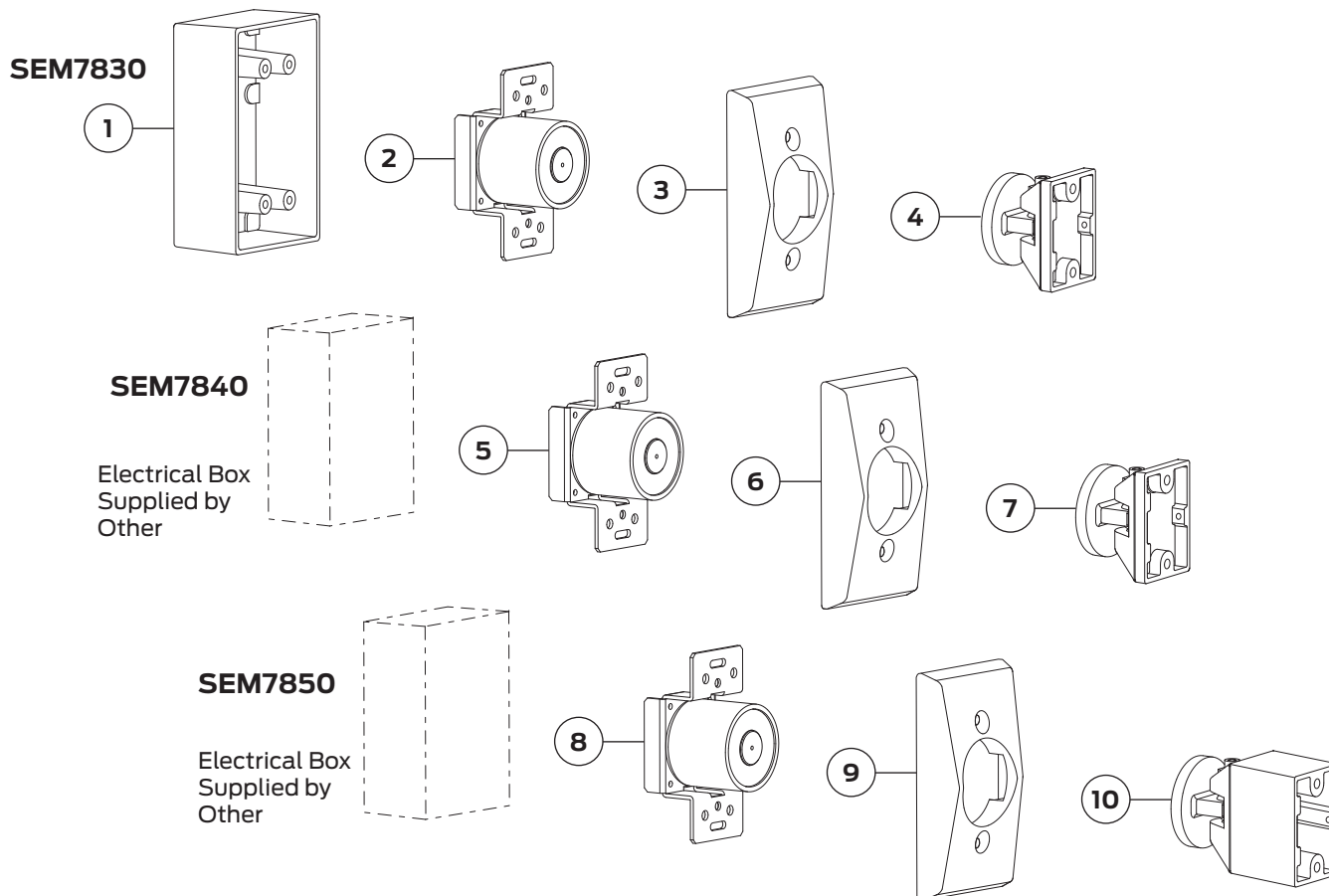
No.	Description	Part number
6	Extension 4" (F)	SEM7810-E400
7	Standard Cover & Base (F)	SEM7820-72
8	Magnet Core Assembly	SEM7820-516
9	Door Armature (F)	SEM7820-825
10	Fastener Kit (Not Shown)	SEM7820-515

Please specify finish (F) & voltage (V) where indicated. See the latest edition of the LCN catalog for part descriptions and specifications on many of the items shown above. List prices for items shown above can be located in the current LCN price book.

SEM7800 Series



SEM7830, SEM7850, & SEM7850

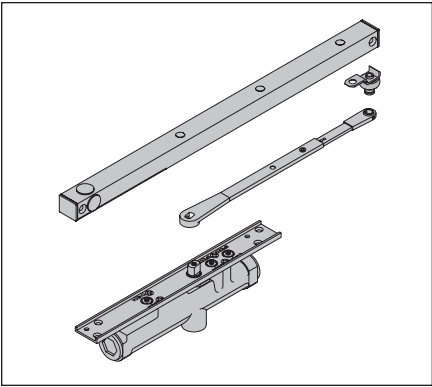


No.	Description	Part number
1	Surface Mount Box (F)	SEM7830-268
2	Magnet Core Assembly	SEM7830-516
3	Standard Cover (F)	SEM7830-72
4	Door Armature (F)	SEM7830-825
5	Magnet Core Assembly	SEM7840-516
6	Standard Cover (F)	SEM7840-72
7	Door Armature (F)	SEM7840-825

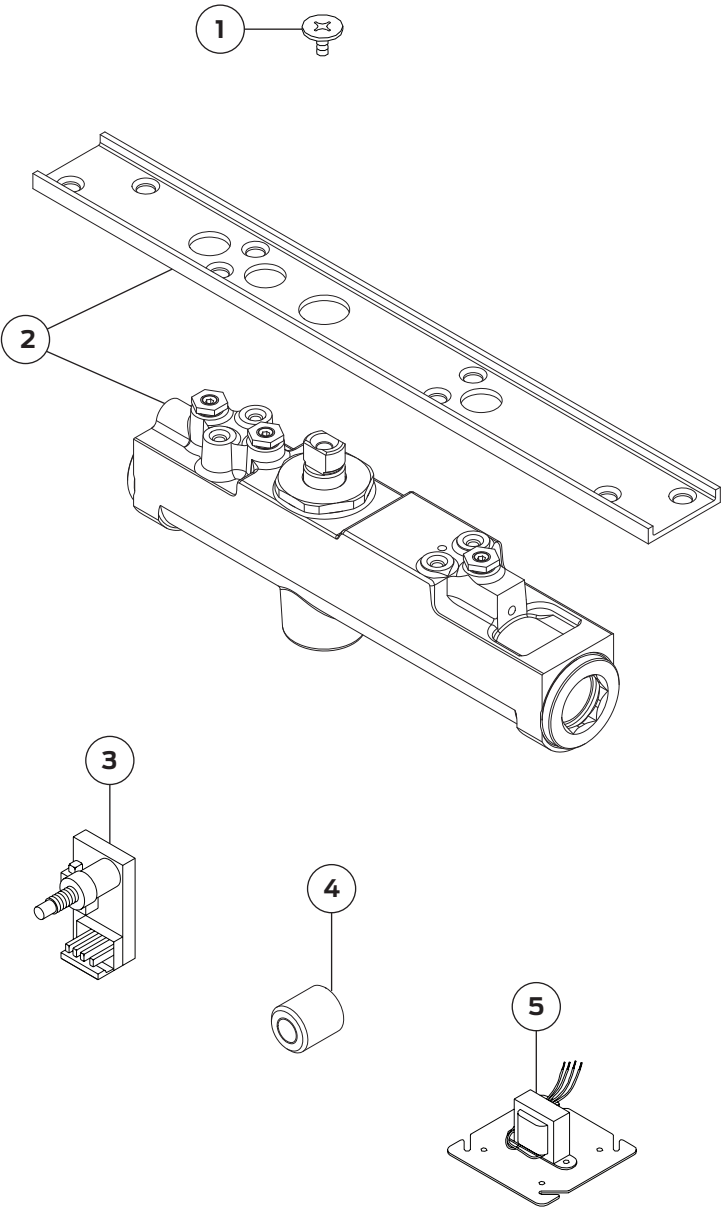
No.	Description	Part number
8	Magnet Core Assembly	SEM7850-516
9	Standard Cover (F)	SEM7850-72
10	Door Armature (F)	SEM7850-828
11	Fastener Kit (Not Shown)	SEM7830-515
12	Fastener Kit (Not Shown)	SEM7840-515
13	Fastener Kit (Not Shown)	SEM7850-515

Please specify finish (F) & voltage (V) where indicated. See the latest edition of the LCN catalog for part descriptions and specifications on many of the items shown above. List prices for items shown above can be located in the current LCN price book.

3130SE Series



Cylinder & Cover Parts

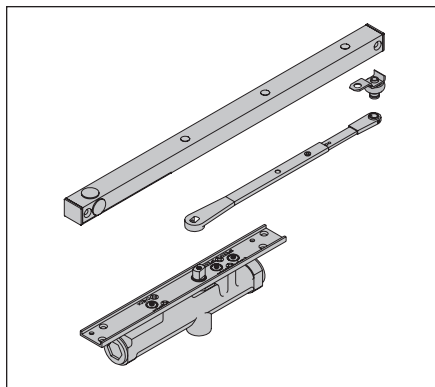


No.	Description	Part number
1	Arm Screw (F)	3130SE-159
2	Standard Cylinder (F)(S)(H)	3133SE-3071
3	On/Off Switch Assembly	3130SE-3436

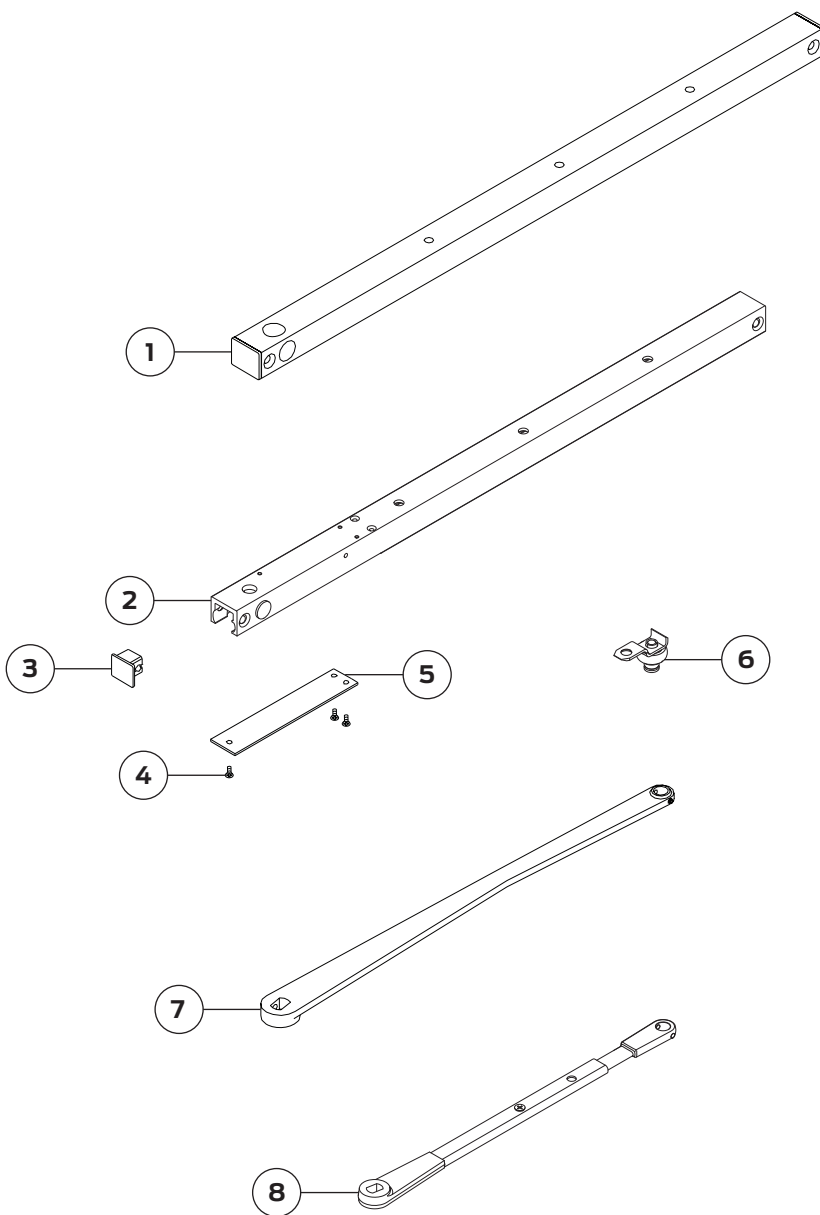
No.	Description	Part number
4	Connector w/ Ring	3130SE-81
5	Transformer (V)	3130SE-3210

Please specify finish (F), size (S), hand (H), & voltage (V) where indicated. See the latest edition of the LCN catalog for part descriptions and specifications on many of the items shown above. List prices for items shown above can be located in the current LCN price book.

3130SE Series



Arm Assemblies & Parts

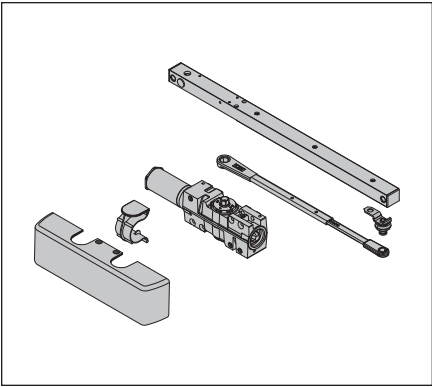


No.	Description	Part number
1	Long Track (F)(V)	3130SEL-3038SEL
2	Standard Track (F)(V)	3130SE-3038
3	Endcaps	3130SE-73
4	Cover Plate Screw (F)	3130SE60
5	Cover Plate (F)	3130SE-59A
6	Roller Assembly	3130SE-3034SE
7	Long Arm (F)(H)	3130SE-3077L

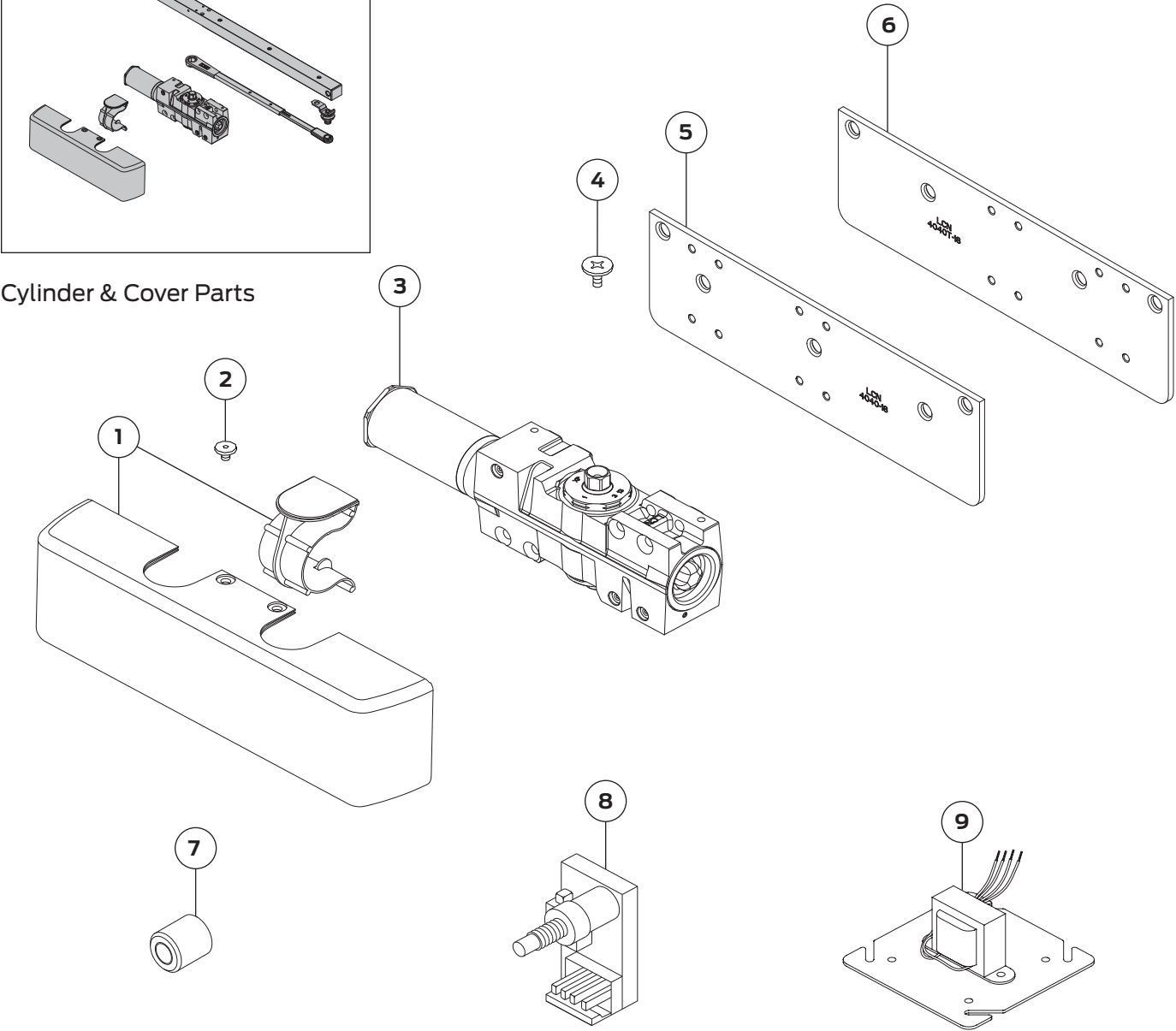
No.	Description	Part number
8	Standard Arm (F)(H)	3130SE-3077T
9	Roller Lock Screw (Not Shown)	3130SE-425
10	Arm & Tube (Not Shown) (F)	3130SE-78
11	Rod (Not Shown) (F)	3130SE-82
12	H Arm Screw (Not Shown) (F)	3130SE-83H
13	WMS Screw Pack (Not Shown)	3130SE-WMS
14	TORX Screw Pack (Not Shown)	3130SE-TORX

Please specify finish (F), hand (H), & voltage (V) where indicated. See the latest edition of the LCN catalog for part descriptions and specifications on many of the items shown above. List prices for items shown above can be located in the current LCN price book.

4040SE Series



Cylinder & Cover Parts

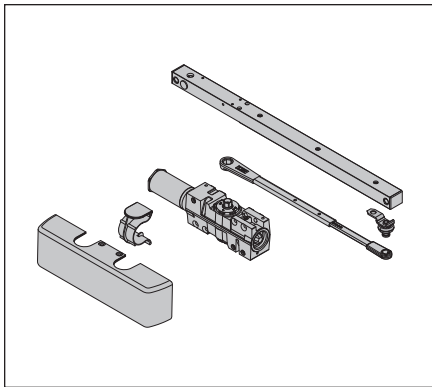


No.	Description	Part number
1	Standard Cover (F)	4040SE-72
2	Cover Screw (F)	4040SE-31
3	Standard Cylinder Assembly (F)	4040SE-3071
4	Arm Screw (F)	4040SE-159
5	Plate	4040SE-18

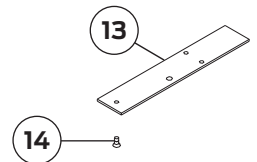
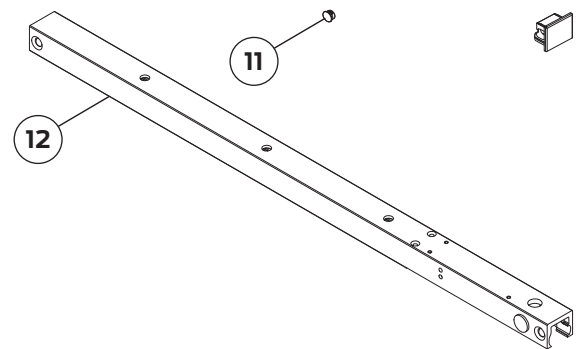
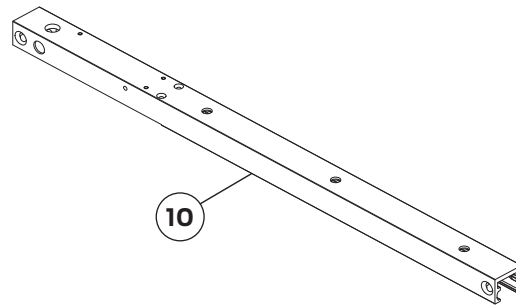
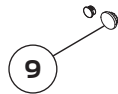
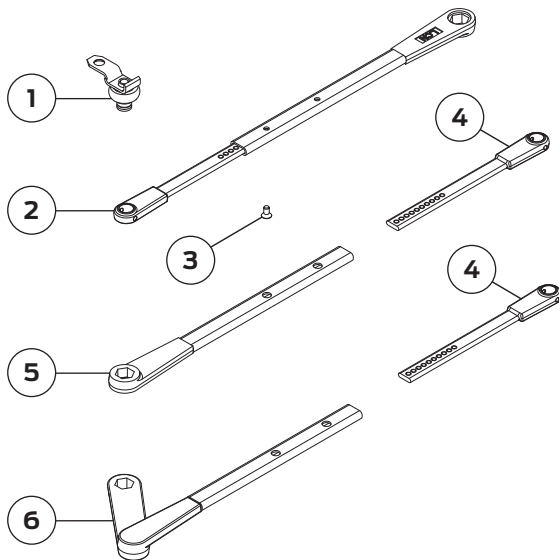
No.	Description	Part number
6	Plate	4040SE-18PA
7	Connector w/ Ring	4040SE-81
8	On/Off Switch Assembly	4040SE-3436
9	SE Transformer	4040SE-3210
10	Metal Cover (Not Shown) (F) (H)	4040SE-72MC

Please specify finish (F) & hand (H) where indicated. See the latest edition of the LCN catalog for part descriptions and specifications on many of the items shown above. List prices for items shown above can be located in the current LCN price book.

4040SE Series



Arm Assemblies & Parts

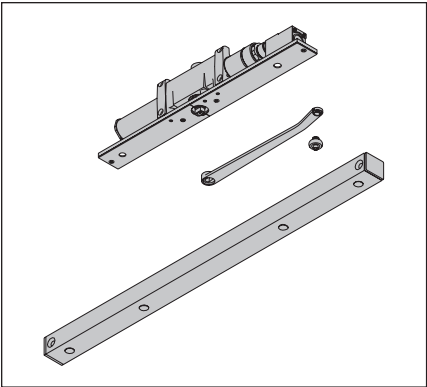


No.	Description	Part number
1	Roller Assembly	4040SE-30304SE
2	Standard Arm (F)	4040SE-3077T
3	Arm Screw (F)	4040SE-83H
4	Rod (F)	4040SE-82
5	Arm & Tube (F)	4040SE-78
6	DE Main Arm & Tube (F)(H)	4040SE-78DE
7	Double Egress Arm (F)(H)	4040SE-3077DE
8	Endcaps	4040SE-73
9	Plug	4040SE-141
10	Standard Track (F) (V)	4040SE-3038

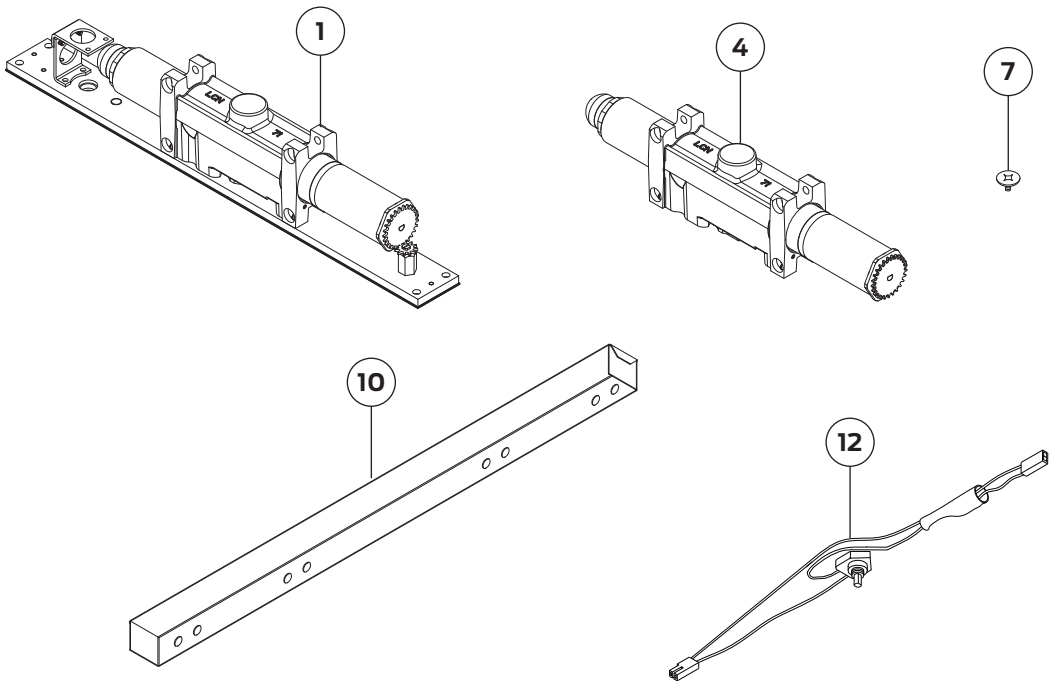
No.	Description	Part number
11	Plug	4040SE-141-1
12	Long Track (F)(V)	4040SE-3038SEL
13	Cover Plate	4040SE-59A
14	Cover Plate Screw	4040SE-60
15	Plug (Not Shown)	4040SE-141-2
16	Roller Lock Screw (Not Shown)	4040SE-425
17	WMS Screw Pack (Not Shown)	4040SE-WMS
18	TBWMS Screw Pack (Not Shown)	4040SE-TBWMS
19	TORX Screw Pack (Not Shown)	4040SE-TORX
20	TBTRX Screw Pack (Not Shown)	4040SE-TBTRX

Please specify finish (F), hand (H) & voltage (V) where indicated. See the latest edition of the LCN catalog for part descriptions and specifications on many of the items shown above. List prices for items shown above can be located in the current LCN price book.

2310ME Series



Cylinder & Cover Parts

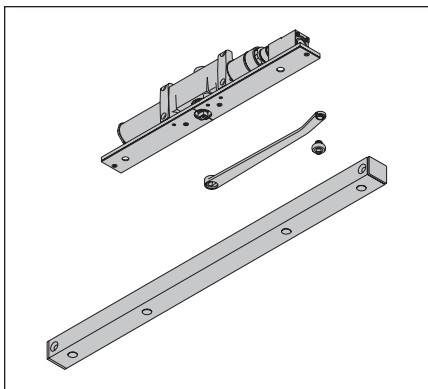


No.	Description	Part number
1	Standard Cylinder Assembly (F)(S)(H)(V)	2314ME-3071
2	B80 Cylinder Assembly (F)(S)(H)(V)	2314ME-3071B80
3	B140 Cylinder Assembly (F)(S)(H)(V)	2314ME-3071B140
4	Cylinder Only (S)(H)(V)	2314ME-3971
5	B80 Cylinder Only (S)(H)(V)	2314ME-3971B80
6	B140 Cylinder Only (S)(H)(V)	2314ME-3971B140
7	Arm Screw (F)	2310ME-159

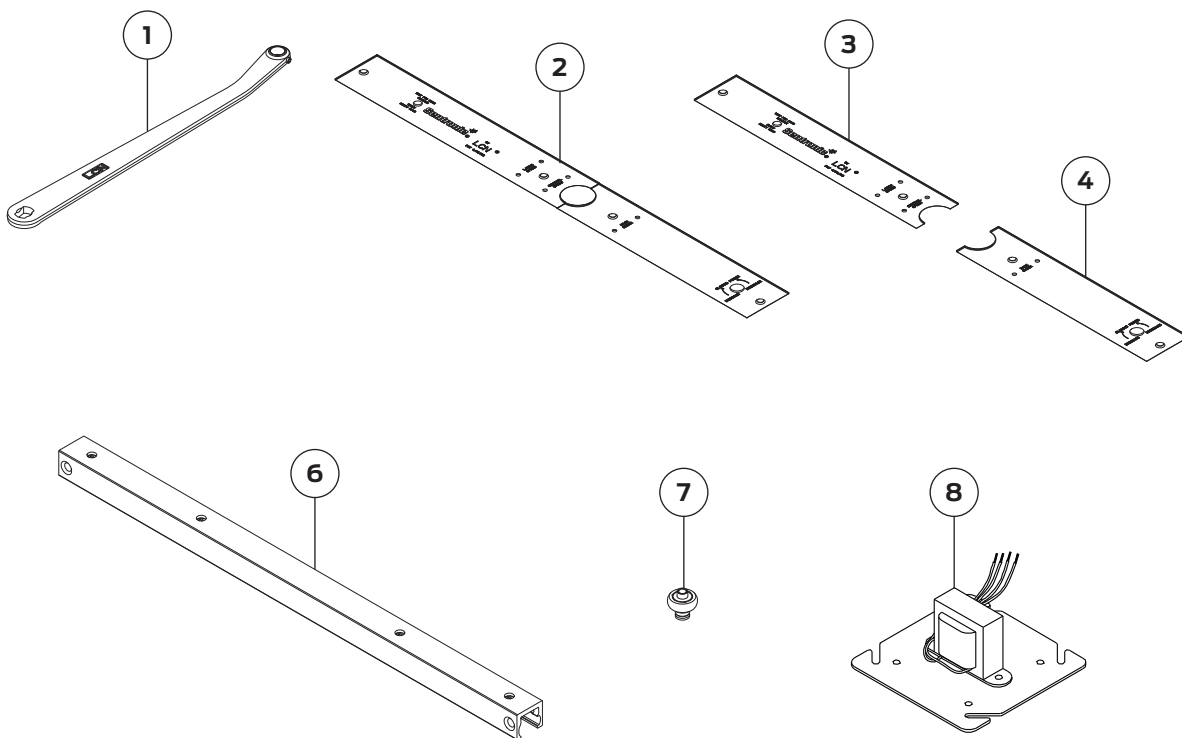
No.	Description	Part number
8	Wiring Cover (Not Shown)(F)	2310ME-172
9	Cover Screw (Not Shown)(F)	2310ME-31
10	Fire Shield (F)	2310ME-420
11	Input Jumper (Not Shown)	2310ME-3431
12	ME Switch Assembly (V)	2310ME-3351
13	WMS Screw Pack (Not Shown)(F)	2310ME-WMS
14	TORX Screw Pack (Not Shown) (F)	2310ME-TORX

Please specify finish (F), size (S), hand (H) & voltage (V) where indicated. See the latest edition of the LCN catalog for part descriptions and specifications on many of the items shown above. List prices for items shown above can be located in the current LCN price book.

2310ME Series



Arm Assemblies & Parts

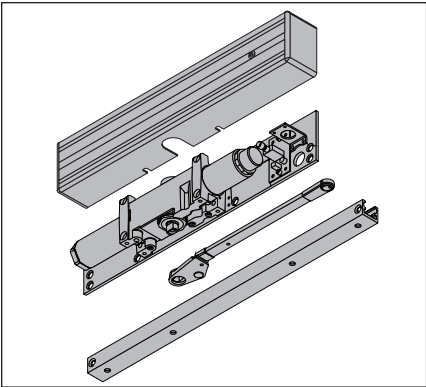


No.	Description	Part number
1	Standard Arm (F)(H)	2310ME-3077T
2	Finish Plate (11 & 12) (F)	2310ME-72
3	Finish Plate (F)	2310ME-11
4	Short Finish Plate (F)	2310ME-12

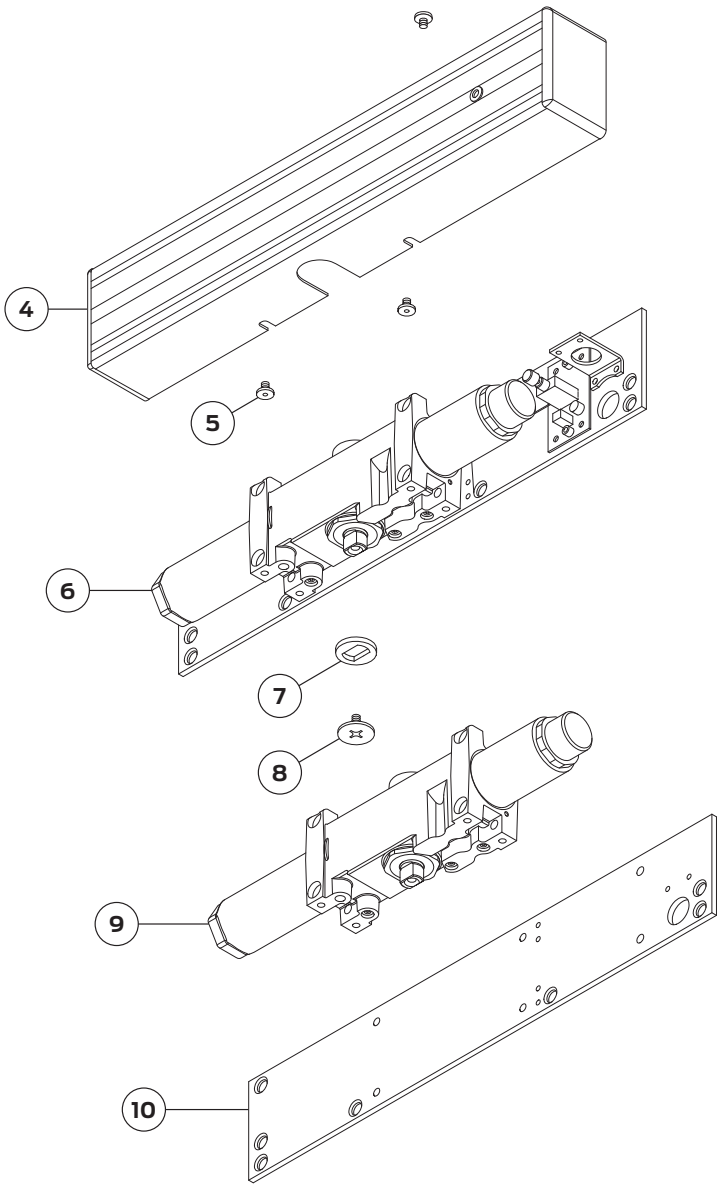
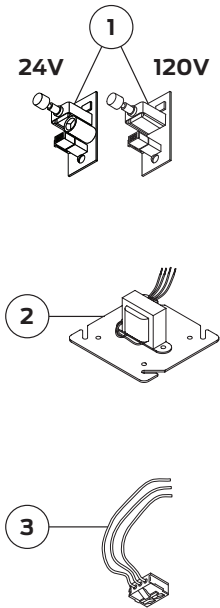
No.	Description	Part number
5	Roller Lock Screw (Not Shown)	2310ME-425
6	Standard Track (F)	2310ME-3038
7	Track Roller	2310ME-3034
8	Transformer	2310ME-3210

Please specify finish (F) & hand (H) where indicated. See the latest edition of the LCN catalog for part descriptions and specifications on many of the items shown above. List prices for items shown above can be located in the current LCN price book.

4310ME Series "Sentronic"



Cylinder & Cover Parts



No.	Description	Part number
1	ME Switch Assembly (V)	4310ME-3351
2	Transformer	4310ME-3210
3	ME Wire Harness *	4310ME-3354
4	Metal Cover (F)(H)†	4310ME-72MC
5	Cover Screw (F)	4310ME-31
6	Standard Cylinder Assembly (F)(S)(H)(V)‡	4314ME-3071
6	B80 Cylinder Assembly (F)(S)(H)(V)‡	4314ME-3071B80
6	B140 Cylinder Assembly (F)(S)(H)(V)‡	4314ME-3071B140
7	Spacer	4310ME-61
8	Arm Screw (F)	4310ME-159

No.	Description	Part number
9	Cylinder Only (F)(S)(H)(V)§	4314ME-3971
9	B80 Cylinder Only (F)(S)(H)(V)§	4314ME-3971B80
9	B140 Cylinder Only (F)(S)(H)(V)§	4314ME-3971B140
10	Mounting Plate (F)(H)	4310ME-18
11	Input Harness (Not Shown)	4310ME-3431
12	WMS Screw Pack (Not Shown)	4310ME-WMS
13	TBWMS Screw Pack (Not Shown)	4310ME-TBWMS
14	TORX Screw Pack (Not Shown)	4310ME-TORX
15	TBTRX Screw Pack (Not Shown)	4310ME-TBTRX

* Wire length is 6" (152mm).

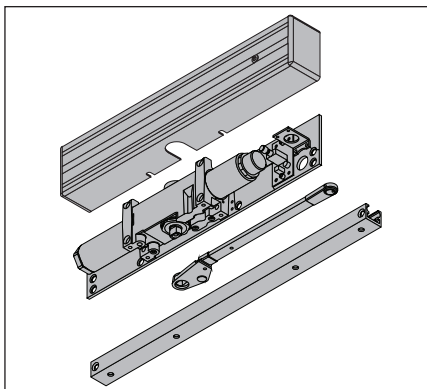
† Includes No. 5(3).

‡ Includes Nos. 1, 2, 3, & 10. Includes WMS Screw Pack (No. 12) standard - please specify other.

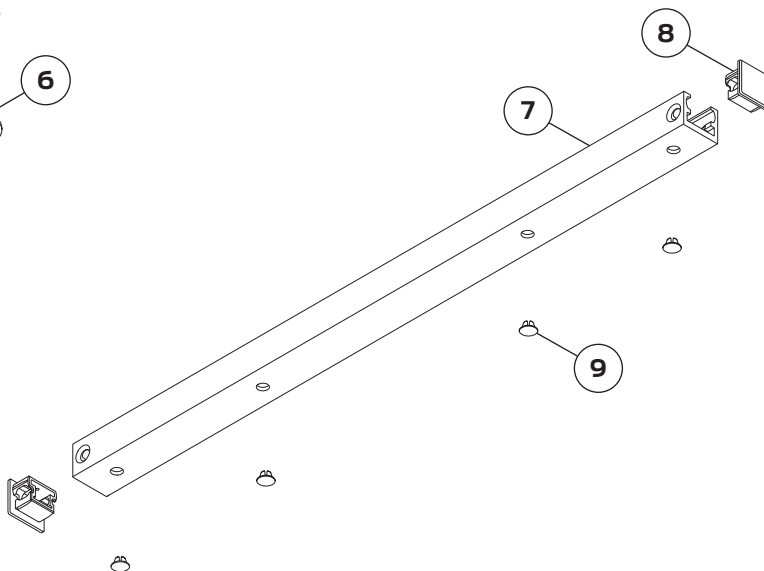
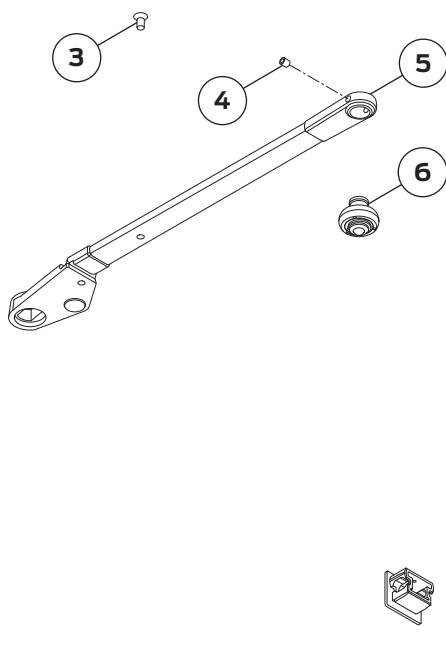
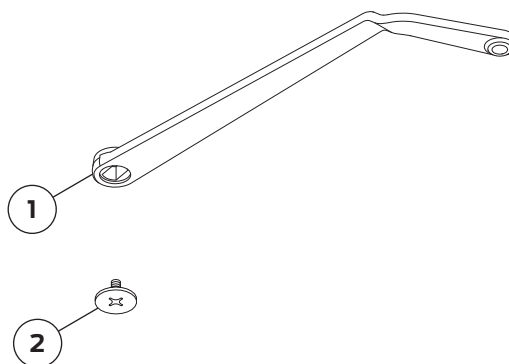
§ Includes Solenoid (no other electronics) & WMS Screw Pack (No. 12) standard - please specify other.

Please specify finish (F), size (S), hand (H), & voltage (V) where indicated. See the latest edition of the LCN catalog for part descriptions and specifications on many of the items shown above. List prices for items shown above can be located in the current LCN price book.

4310ME Series "Sentronic"



Arms & Track



No.	Description	Part number
1	Double Egress Arm (F)(H)*	4310ME-3077DE
2	Arm Screw (F)	4310ME-159
3	Arm Screw (F)	4310ME-83
4	Roller Lock Screw	4310ME-425
5	Swing Free Arm (F)(H)†	4310ME-3077SF

* Includes Nos. 2 & 4.

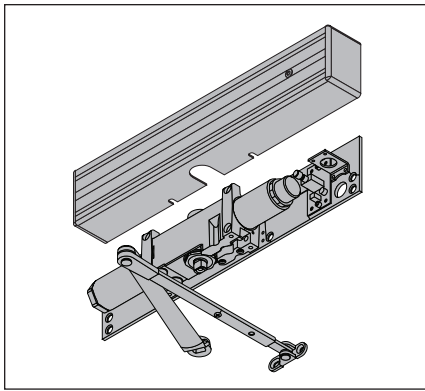
† Includes Nos. 2, 3, & 4.

‡ Includes Nos. 8(2) & 9(4). Length is 22 3/4 " (578 mm).

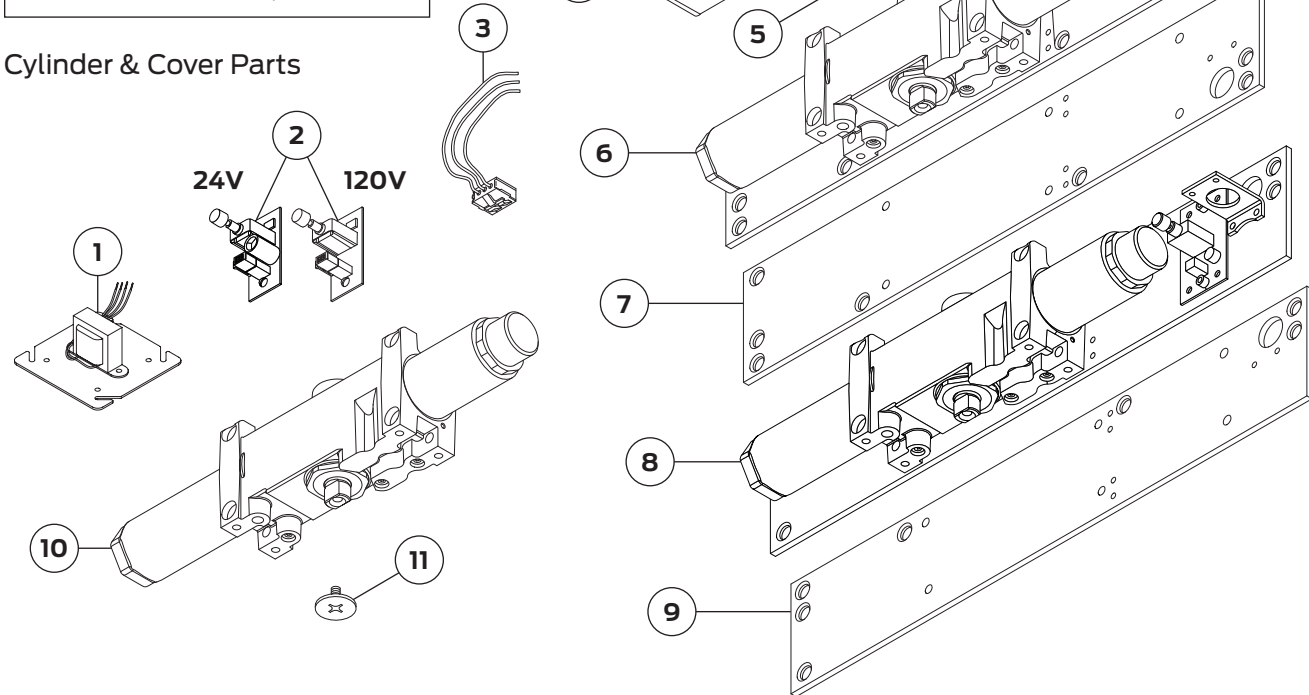
No.	Description	Part number
6	Track Roller	4310ME-3034
7	Standard Track (F)‡	4310ME-3038
8	End Cap (F) (2 Required - Sold Individually)	4310ME-73
9	Plug (F) (4 Required - Sold Individually)	4310ME-141-2

Please specify finish (F) & hand (H) where indicated. See the latest edition of the LCN catalog for part descriptions and specifications on many of the items shown above. List prices for items shown above can be located in the current LCN price book.

4410ME Series "Sentronic"



Cylinder & Cover Parts



No.	Description	Part number
1	Transformer	4310ME-3210
2	ME Switch Assembly (V)	4310ME-3351
3	ME Wire Harness *	4310ME-3354
4	Metal Cover (F)(H) †	4310ME-72MC
5	Cover Screw (F)	4310ME-31
6	Standard Cylinder Assembly (F)(S)(H)(V) ‡	4314ME-3071
6	B80 Cylinder Assembly (F)(S)(H)(V) ‡	4314ME-3071B80
6	B140 Cylinder Assembly (F)(S)(H)(V) ‡	4414ME-3071B140
7	Mounting Plate (F)(H)	4310ME-18
8	Standard Cylinder Assy w/18G (F)(S)(H)(V) §	4414ME-3071/18G
8	B80 Cylinder Assy w/18G (F)(S)(H)(V) §	4414ME-3071B80G

No.	Description	Part number
8	B140 Cylinder Assy w/18G (F)(S)(H)(V) §	4414ME-3071B140G
9	18G Mounting Plate (F)(H)	4310ME-18G
10	Cylinder Only (F)(S)(H)(V)	4314ME-3971
10	B80 Cylinder Only (F)(S)(H)(V)	4414ME-3971B80
10	B140 Cylinder Only (F)(S)(H)(V)	4414ME-3971B140
11	Arm Screw (F)	4410ME-159
12	Input Harness (Not Shown)	4410ME-3431
13	WMS Screw Pack (Not Shown)	4410ME-WMS
14	TBWMS Screw Pack (Not Shown)	4410ME-TBWMS
15	TORX Screw Pack (Not Shown)	4410ME-TORX
16	TBTRX Screw Pack (Not Shown)	4410ME-TBTRX

* Wire length is 6" (152mm).

† Includes No. 5(3).

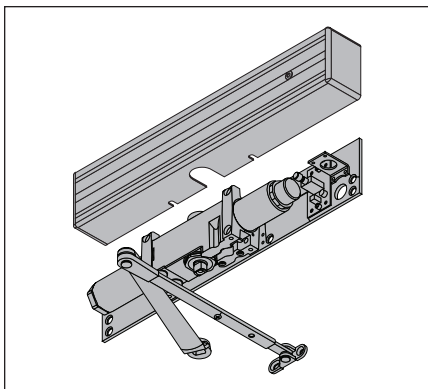
‡ Includes Nos. 1, 2, 3, & 7. Includes WMS Screw Pack (No. 13) standard - please specify other.

§ Includes Nos. 1, 2, 3, & 9. Includes WMS Screw Pack (No. 13) standard - please specify other.

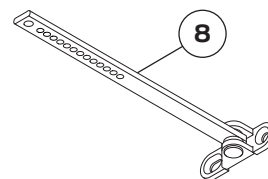
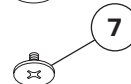
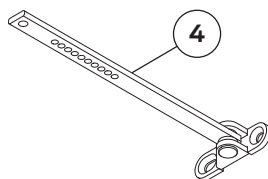
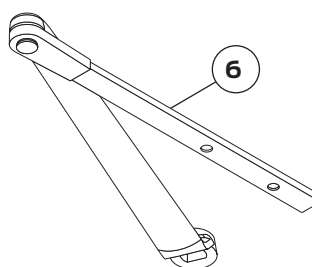
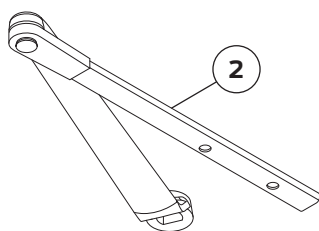
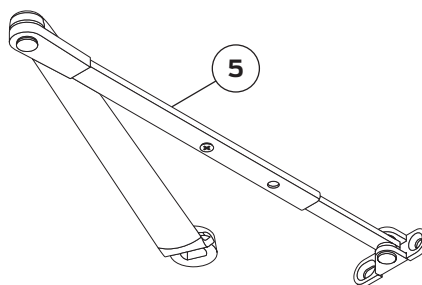
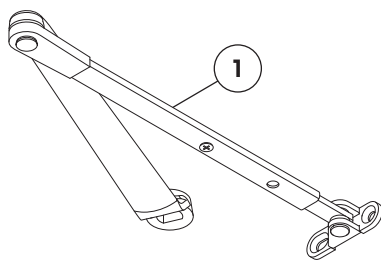
|| Includes Solenoid (no other electronics) & WMS Screw Pack (No. 12) standard - please specify other.

Please specify finish (F), size (S), hand (H), & voltage (V) where indicated. See the latest edition of the LCN catalog for part descriptions and specifications on many of the items shown above. List prices for items shown above can be located in the current LCN price book.

4410ME Series "Sentronic"



Arms & Additional Components



No.	Description	Part number
1	Regular Arm (F) *	4410ME-3077
2	Regular Arm & Forearm (F) †	4410ME-77
3	Arm Screw (F)	4410ME-83H
4	Rod & Shoe (F) ‡	4410ME-79

* Includes Nos. 2 & 4.

† Includes No. 7.

‡ Includes No. 3.

No.	Description	Part number
5	Long Arm (F) §	4410ME-3077L
6	Long Arm & Forearm (F)	4410ME-77L
7	Arm Screw (F) #	4410ME-159
8	ME Long Rod & Shoe (F) #	4410ME-79L

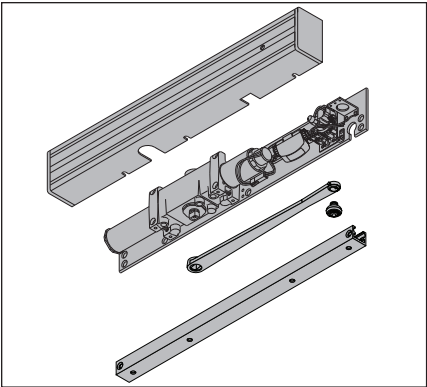
§ Includes Nos. 6 & 8.

|| Includes No. 7.

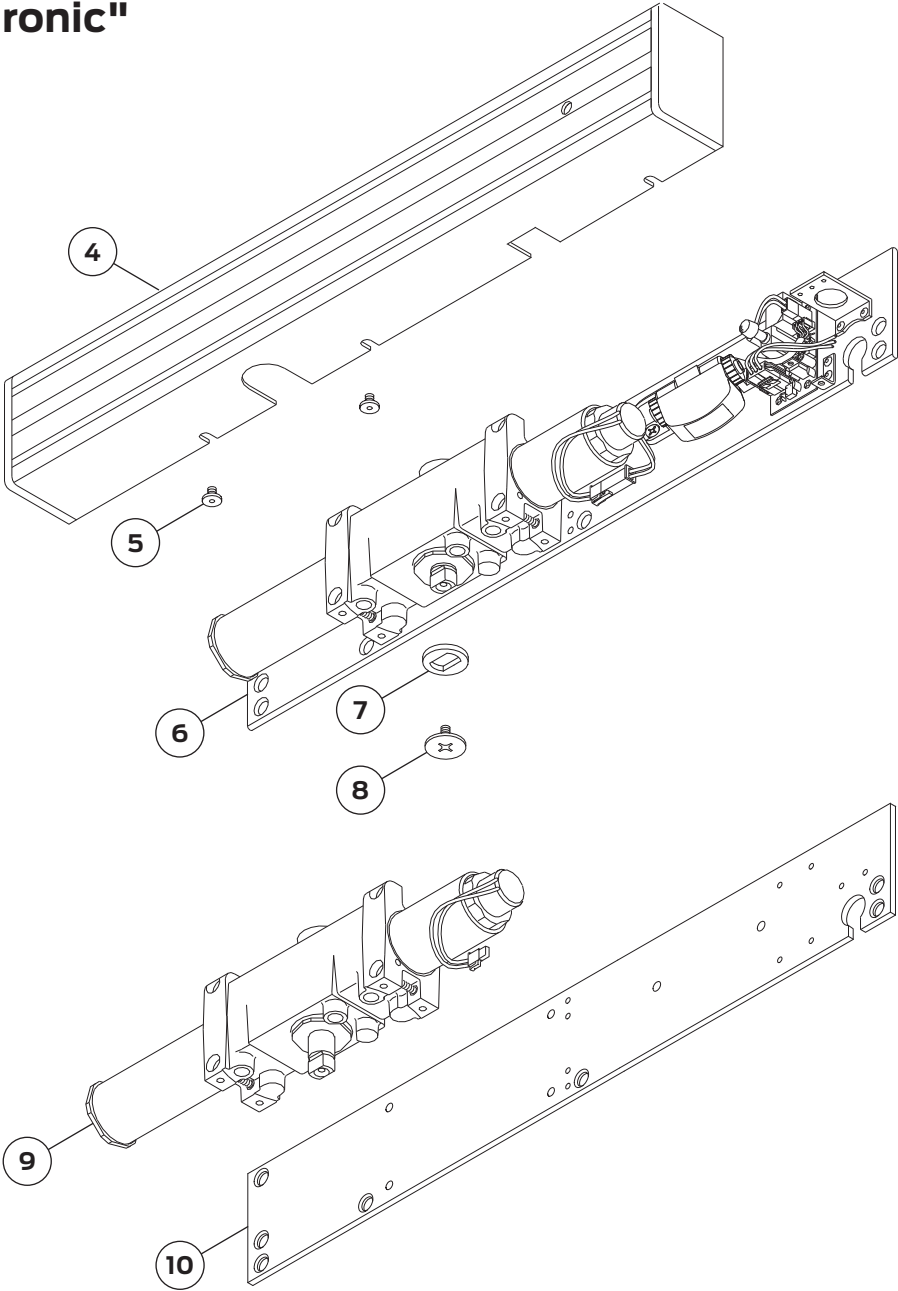
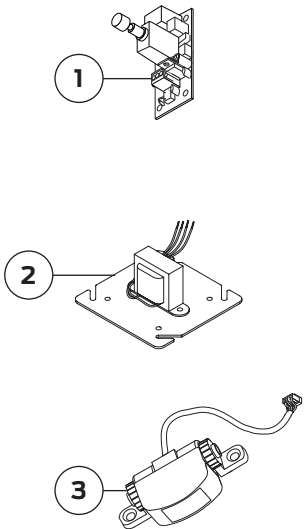
Includes No. 3.

Please specify finish (F) where indicated. See the latest edition of the LCN catalog for part descriptions and specifications on many of the items shown above. List prices for items shown above can be located in the current LCN price book.

4310HSA Series "Sentronic"



Cylinder & Cover Parts



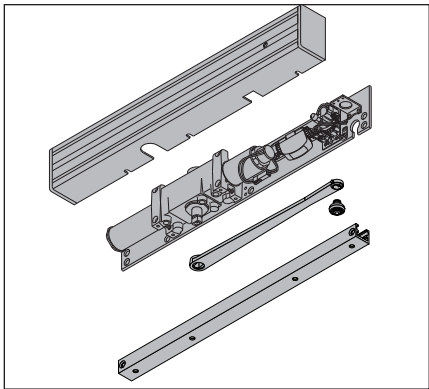
No.	Description	Part number
1	Switch Assembly	4310HSA-3448
2	Transformer	4310HSA-3210
3	Scanner Module	4310HSA-3428
4	Metal Cover (F)(H)*	4310HSA-72MC
5	Cover Screw (F)	4310HSA-31
6	Standard Cylinder Assembly (F)(S)(H)†	4311HSA-3071
7	Spacer	4310HSA-61

No.	Description	Part number
8	Arm Screw (F)	4310HSA-159
9	Cylinder Only (F)(S)(H)‡	4311HSA-3971
10	Mounting Plate (F)(H)	4310HSA-18
11	WMS Screw Pack (Not Shown)	4310HSA-WMS
12	TBWMS Screw Pack (Not Shown)	4310HSA-TBWMS
13	TORX Screw Pack (Not Shown)	4310HSA-TORX
14	TBTRX Screw Pack (Not Shown)	4310HSA-TBTRX

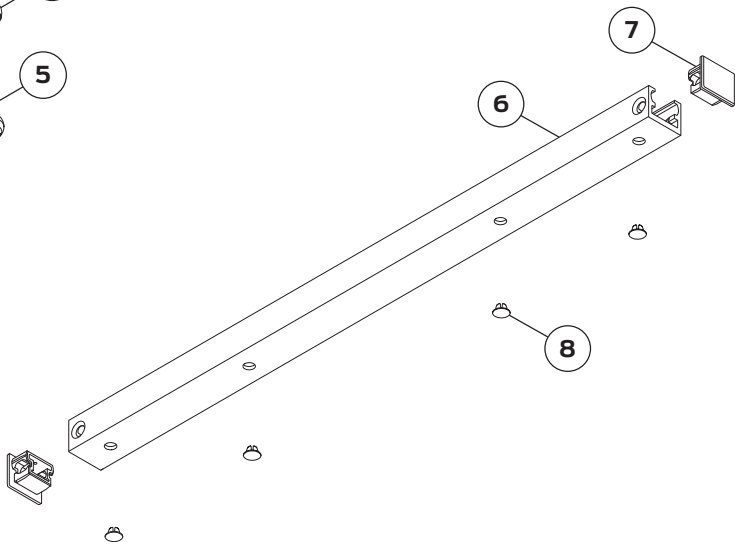
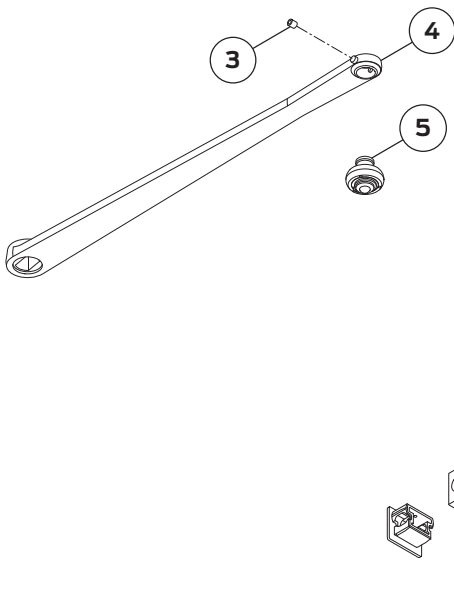
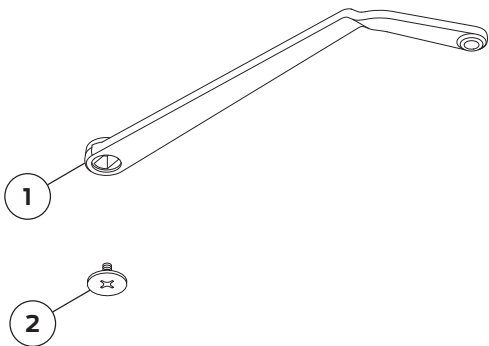
* Includes No. 5(4).
† Includes Nos. 1, 2, & 3. Includes WMS Screw Pack (No. 11) standard - please specify other.
‡ Includes Solenoid (no other electronics) & WMS Screw Pack (No. 11) standard - please specify other..

Please specify finish (F), size (S), hand (H), & voltage (V) where indicated. See the latest edition of the LCN catalog for part descriptions and specifications on many of the items shown above. List prices for items shown above can be located in the current LCN price book.

4310HSA Series "Sentronic"



Arms & Additional Components



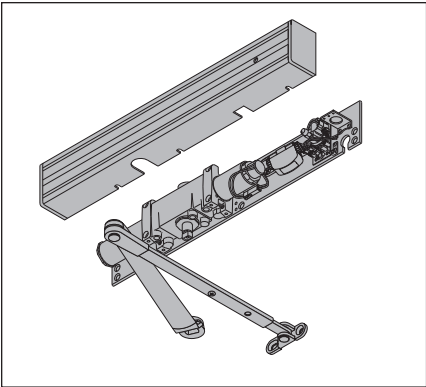
No.	Description	Part number
1	Double Egress Arm (F)(H)*	4310HSA-3077DE
2	Arm Screw (F)	4310HSA-159
3	Roller Lock Screw	4310HSA-425
4	Standard Arm (F)(H)*	4310HSA-3077T
5	Track Roller	4310HSA-3034

* Includes Nos. 2 & 3.
† Includes Nos. 5, 7(2), & 8(4).

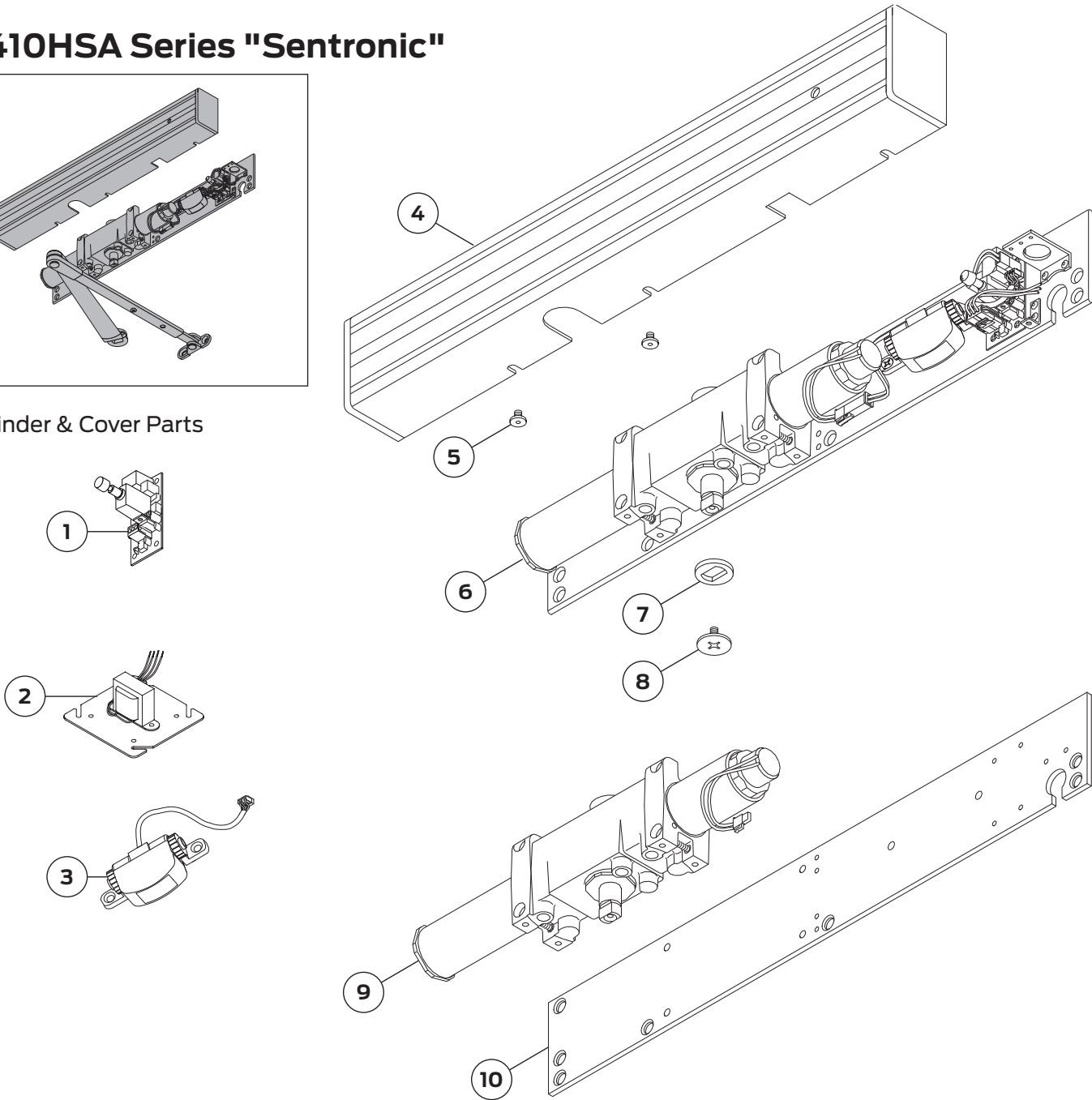
No.	Description	Part number
6	Standard Track (F)†	4310HSA-3038
7	End Cap (F) (2 Required - Sold Individually)	4310HSA-73
8	Plug (F) (4 Required - Sold Individually)	4310HSA-141-2
9	HSA Solenoid Harness (Not Shown)	4310HSA-3430
10	Input Harness (Not Shown)	4310HSA-3431

Please specify finish (F) & hand (H) where indicated. See the latest edition of the LCN catalog for part descriptions and specifications on many of the items shown above. List prices for items shown above can be located in the current LCN price book.

4410HSA Series "Sentronic"



Cylinder & Cover Parts



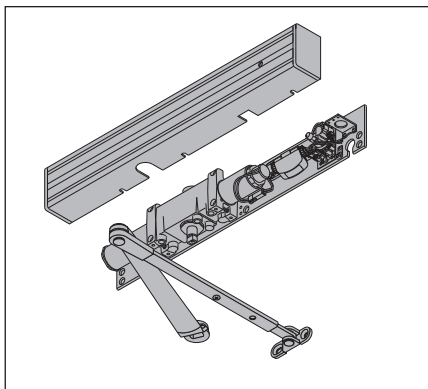
No.	Description	Part number
1	Switch Assembly	4410HSA-3448
2	Transformer	4410HSA-3210
3	Scanner Module	4410HSA-3428
4	Metal Cover (F)(H)*	4410HSA-72MC
5	Cover Screw (F)	4410HSA-31
6	Standard Cylinder Assembly (F)(S)(H)(V)†	4411HSA-3071
7	Spacer	4410HSA-61

No.	Description	Part number
8	Arm Screw (F)	4410HSA-159
9	Cylinder Only (F)(S)(H)‡	4411HSA-3971
10	Mounting Plate (F)(H)	4410HSA-18
11	WMS Screw Pack (Not Shown)	4410HSA-WMS
12	TBWMS Screw Pack (Not Shown)	4410HSA-TBWMS
13	TORX Screw Pack (Not Shown)	4410HSA-TORX
14	TBTRX Screw Pack (Not Shown)	4410HSA-TBTRX

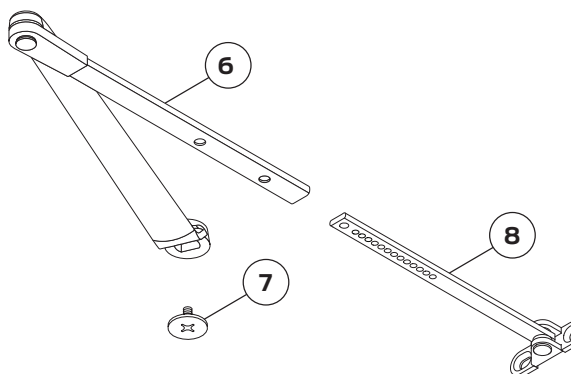
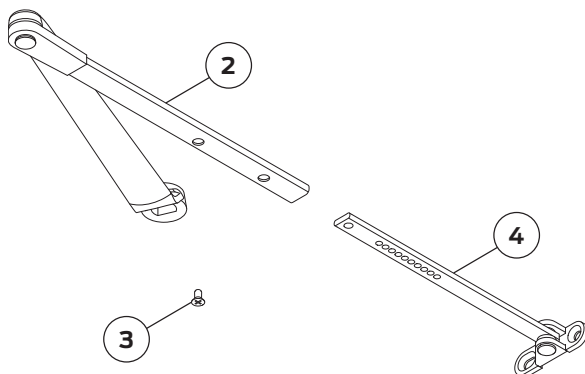
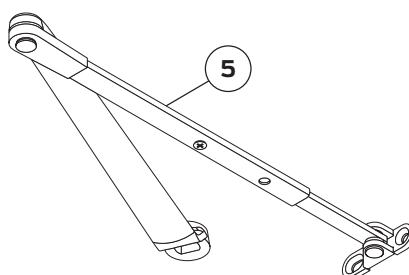
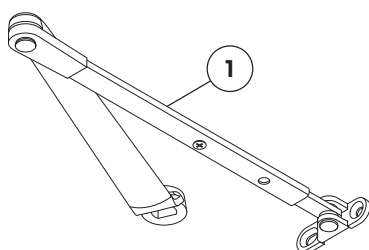
* Includes No. 5(4).
† Includes Nos. 1, 2, & 3. Includes WMS Screw Pack (No. 11) standard - please specify other.
‡ Includes Solenoid (no other electronics) & WMS Screw Pack (No. 11) standard - please specify other..

Please specify finish (F), size (S), hand (H), & voltage (V) where indicated. See the latest edition of the LCN catalog for part descriptions and specifications on many of the items shown above. List prices for items shown above can be located in the current LCN price book.

4410HSA Series "Sentronic"



Arms & Additional Components



No.	Description	Part number
1	Regular Arm (F) *	4410ME-3077
2	Regular Arm & Forearm (F) †	4410ME-77
3	Arm Screw (F)	4410ME-83H
4	Rod & Shoe (F) ‡	4410ME-79

* Includes Nos. 2 & 4.

† Includes No. 7.

‡ Includes No. 3.

No.	Description	Part number
5	Long Arm (F) §	4410ME-3077L
6	Long Arm & Forearm (F)	4410ME-77L
7	Arm Screw (F) #	4410ME-159
8	ME Long Rod & Shoe (F) #	4410ME-79L

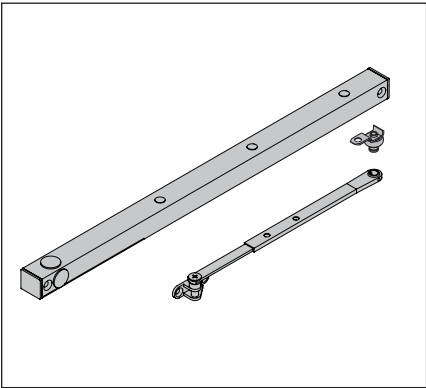
§ Includes Nos. 6 & 8.

|| Includes No. 7.

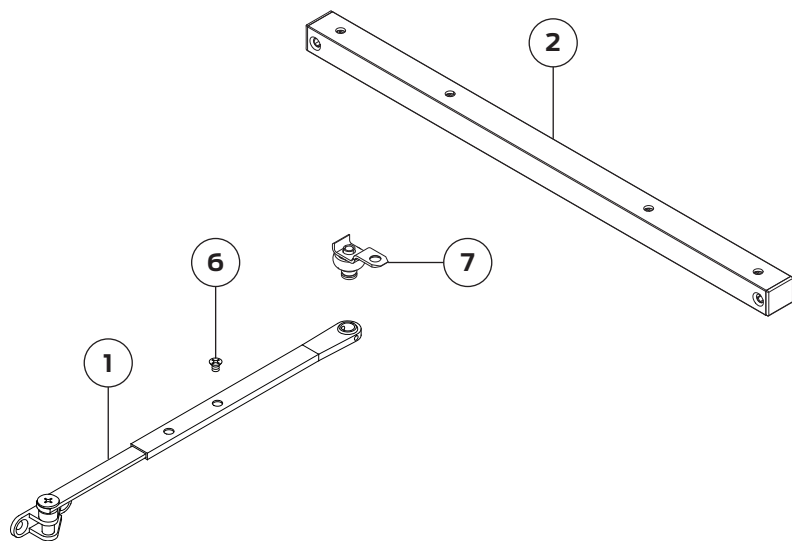
Includes No. 3.

Please specify finish (F) & hand (H) where indicated. See the latest edition of the LCN catalog for part descriptions and specifications on many of the items shown above. List prices for items shown above can be located in the current LCN price book.

SEH Series



Arm & Track



No.	Description	Part number
1	SEH Arm (F)	4040SEH-3077SEH
2	Standard SEH Track (F)(V)	4040SEH-3038
3	Cover Plate (Not Shown)(F)	4040SEH-59A
4	Arm & Tube (Not Shown)(F)	4040SEH-78SEH

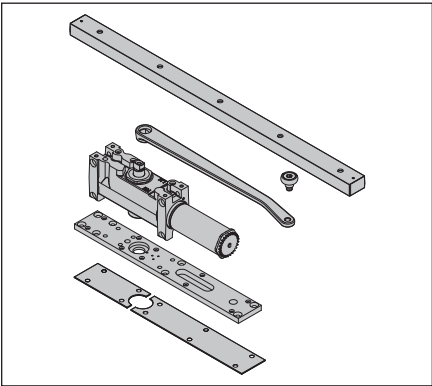
No.	Description	Part number
5	Rod (F)	4040SEH-82SEH
6	Arm Screw (F)	4040SEH-83SEH
7	Track Roller and Slider	4040SEH-3034SEH

Please specify finish (F) & voltage (V) where indicated. See the latest edition of the LCN catalog for part descriptions and specifications on many of the items shown above. List prices for items shown above can be located in the current LCN price book.

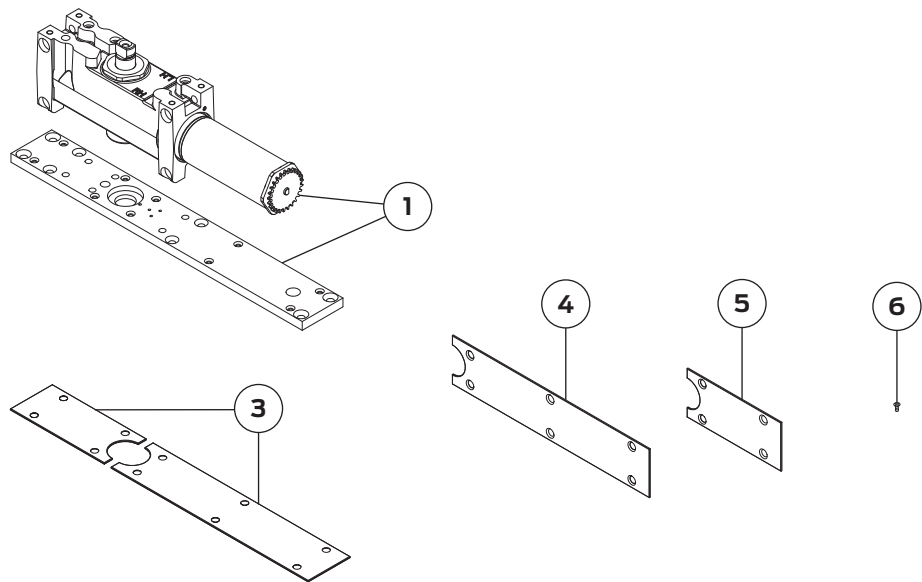
High Security Closers

- 98 2210 Series
- 100 2210DPS Series
- 102 4210 Series
- 104 4210T Series
- 106 4510 Series
- 108 4510T Series

2210 Series



Cylinder & Cover Parts

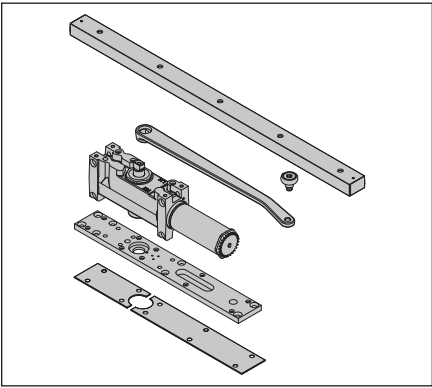


No.	Description	Part number
1	Standard Cylinder Assembly (F)	2213(4-5)-3071
2	AVB Cylinder Assembly (Not Shown) (F)	2213(4-5)-3071AVB
3	Finish Plate (11 & 12) (F)	2210-72
4	Finish Plate (F)	2210-11

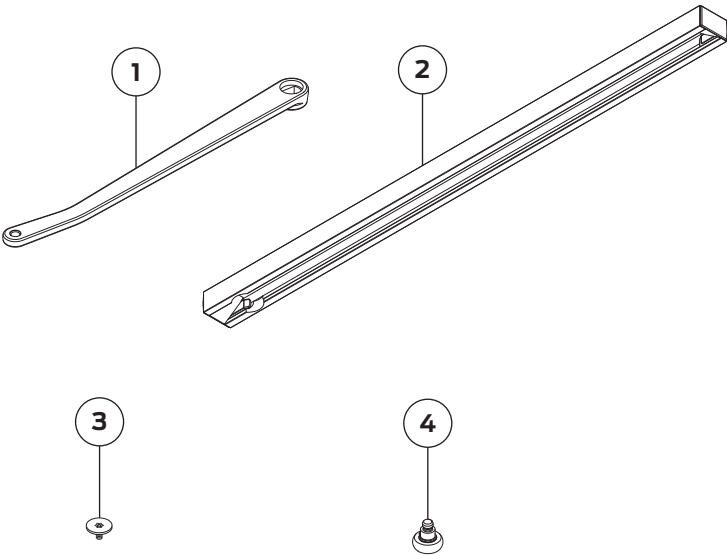
No.	Description	Part number
5	Short Finish Plate (F)	2210-12
6	Cover Screw (F)	2210-31
7	Screw Pack (Not Shown) (F)	2210-TORX

Please specify finish (F), size (S), hand (H), & voltage (V) where indicated. See the latest edition of the LCN catalog for part descriptions and specifications on many of the items shown above. List prices for items shown above can be located in the current LCN price book.

2210 Series



Arm Assemblies & Parts

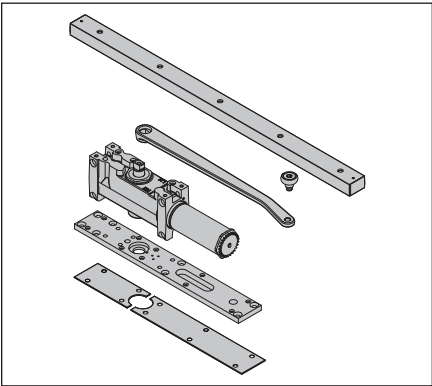


No.	Description	Part number
1	Standard Arm (F) (H)	2210-3077T
2	Standard Track	2210-3038

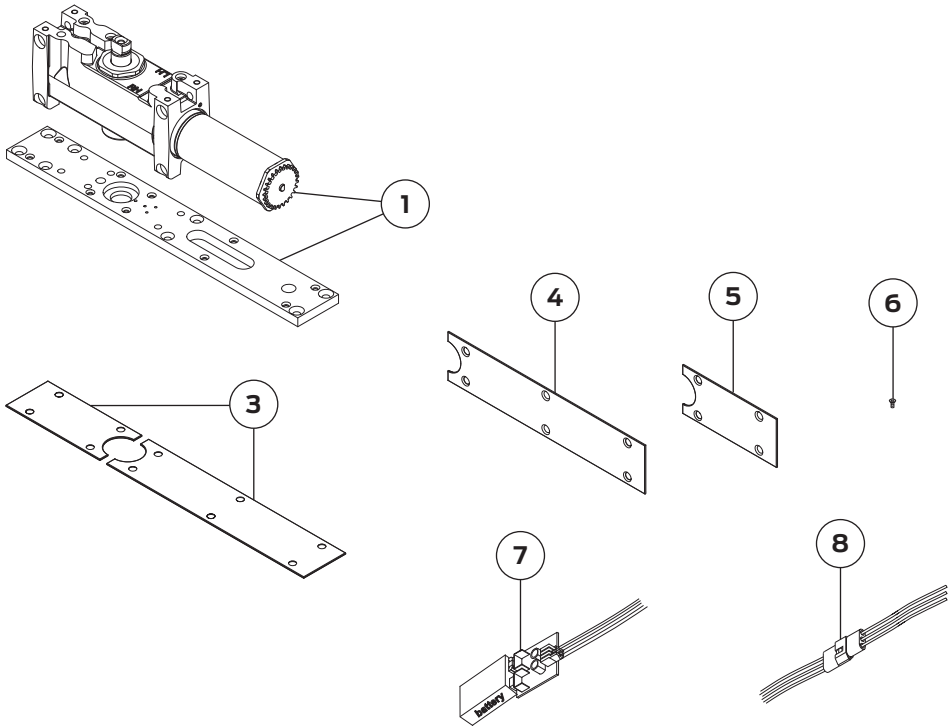
No.	Description	Part number
3	Arm Screw (F)	2210-159
4	Track Roller	2210-3034

Please specify finish (F), size (S), hand (H), & voltage (V) where indicated. See the latest edition of the LCN catalog for part descriptions and specifications on many of the items shown above. List prices for items shown above can be located in the current LCN price book.

2210DPS Series



Cylinder & Cover Parts

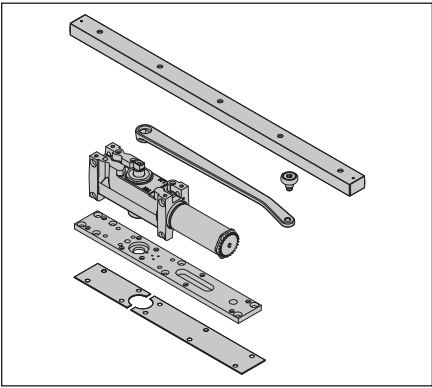


No.	Description	Part number
1	Standard Cylinder Assembly (F)(H)	2213(4-5)DPS-3071
2	AVB Cylinder Assembly (Not Shown) (F) (H)	2213(4-5)DPS-3071AVB
3	Finish Plate (11 & 12) (F)	2210DPS-72
4	Finish Plate (F)	2210DPS-11

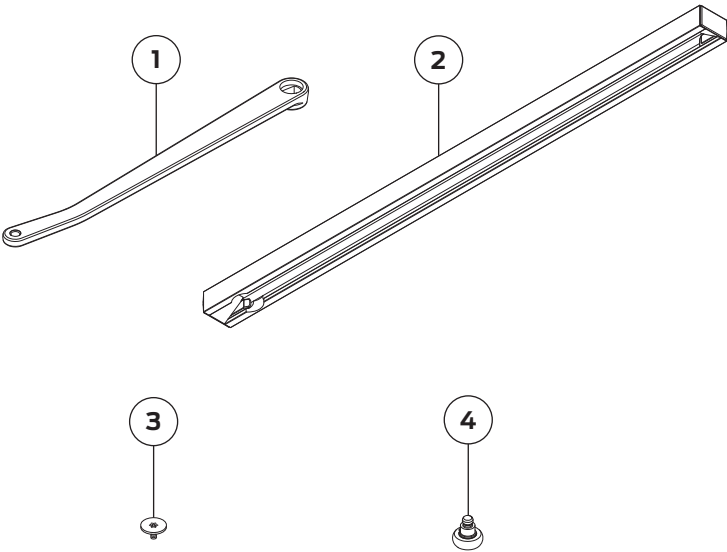
No.	Description	Part number
5	Short Finish Plate (F)	2210DPS-12
6	Cover Screw (F)	2210DPS-31
7	DPS Test Kit	2210DPS-493
8	Wire Harness	2210DPS-3340
9	Screw Pack (Not Shown) (F)	2210DPS-TORX

Please specify finish (F), size (S), hand (H), & voltage (V) where indicated. See the latest edition of the LCN catalog for part descriptions and specifications on many of the items shown above. List prices for items shown above can be located in the current LCN price book.

2210DPS Series



Arm Assemblies & Parts

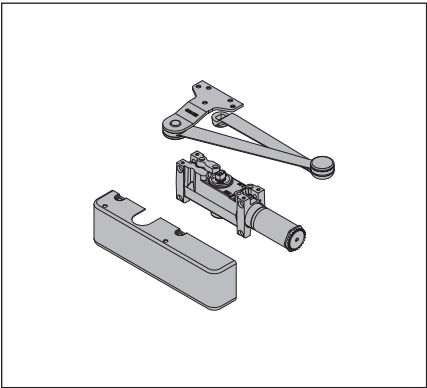


No.	Description	Part number
1	Standard Arm (F) (H)	2210DPS-3077T
2	Standard Track	2210DPS-3038

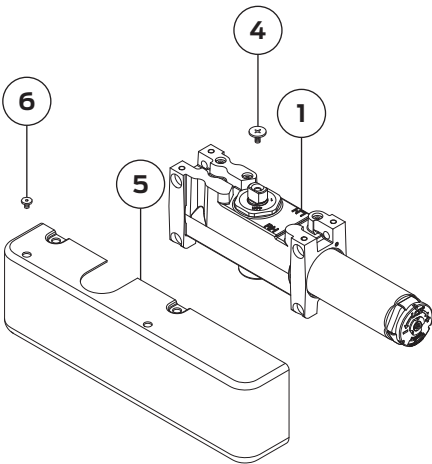
No.	Description	Part number
3	Arm Screw (F)	2210DPS-159
4	Track Roller	2210DPS-3034

Please specify finish (F), size (S), hand (H), & voltage (V) where indicated. See the latest edition of the LCN catalog for part descriptions and specifications on many of the items shown above. List prices for items shown above can be located in the current LCN price book.

4210 Series



Cylinder & Cover Parts

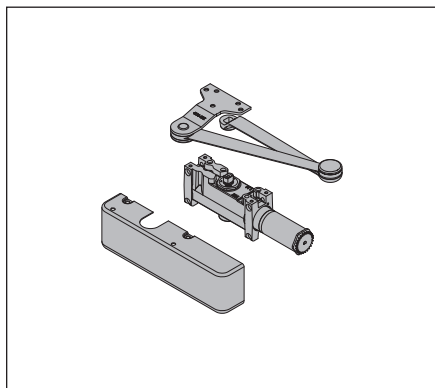


No.	Description	Part number
1	Cylinder Assembly (F) (H)	4211(6)-3071
2	Cylinder Assembly w/ AVB (Not Shown) (F) (H)	4211(6)-3071AVB
3	Cylinder Assembly w/ Delay (Not Shown) (F) (H)	4211-3071DEL

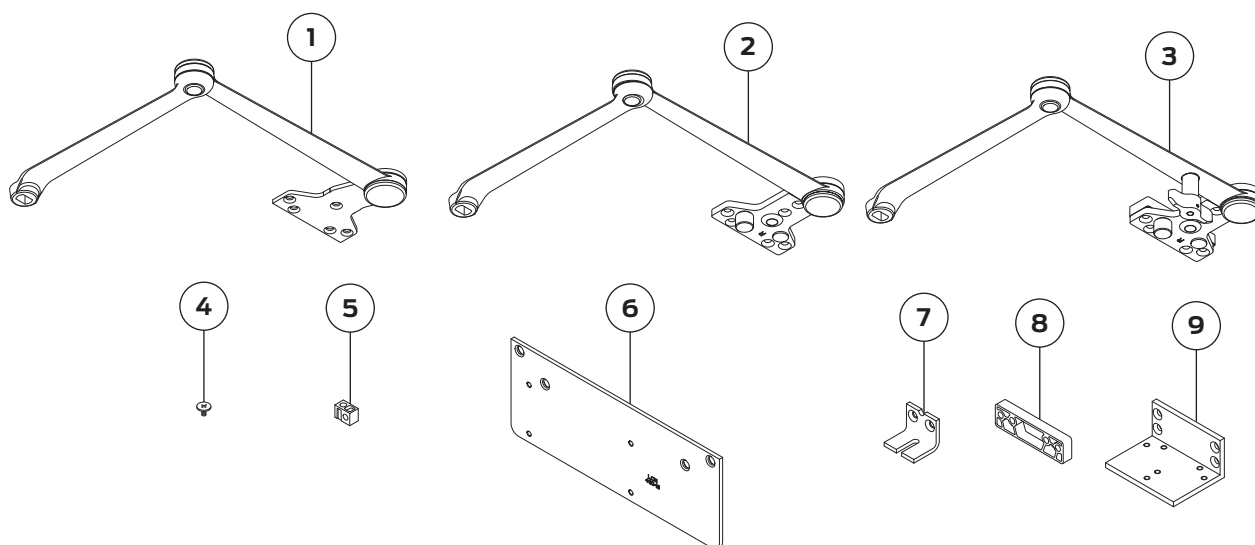
No.	Description	Part number
4	Arm Screw (F)	4210-159
5	Metal Cover (F) (H)	4210-72MC
6	Cover Screw (F)	4210-31
7	Screw Pack (Not Shown) (F)	4210-TORX
8	Screw Pack (Not Shown) (F)	4210-TBTRX

Please specify finish (F), size (S), hand (H), & voltage (V) where indicated. See the latest edition of the LCN catalog for part descriptions and specifications on many of the items shown above.

4210 Series



Arm Assemblies & Parts

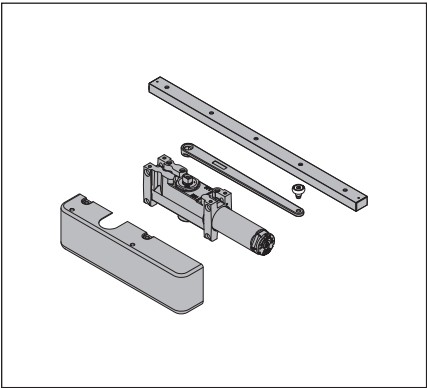


No.	Description	Part number
1	EDA Arm (F)	4210-3077EDA
2	CUSH Arm (F) (H)	4210-3077CNS
3	Hold Open CUSH Arm (F)	4210-3049CNS
4	Arm Screw (F)	4210-159
5	Fifth Hole Spacer	4210-201

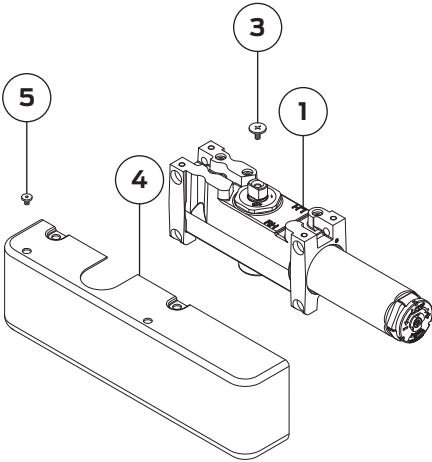
No.	Description	Part number
6	Mounting Plate (F)	4210-18
6	Mounting Plate	4210-18CUSH
7	CUSH Shoe Support (F)	4210-30
8	Blade Stop Spacer (F)	4210-61
9	Flush Panel Adaptor (F)	4210-419

Please specify finish (F), size (S), hand (H), & voltage (V) where indicated. See the latest edition of the LCN catalog for part descriptions and specifications on many of the items shown above.

4210T Series



Cylinder & Cover Parts

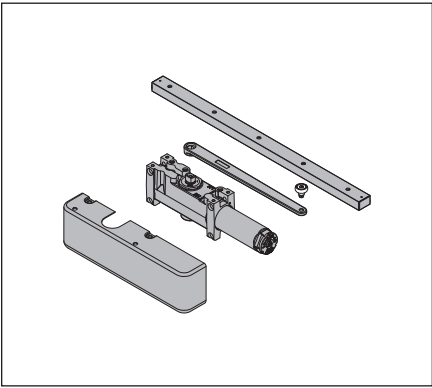


No.	Description	Part number
1	Standard Cylinder Assembly (F) (H)	4211(3-4)T-3071
2	Cylinder Assembly w/ AVB (Not Shown) (F) (H)	4211(3-4)T-3071AVB
3	Arm Screw (F)	4210T-159

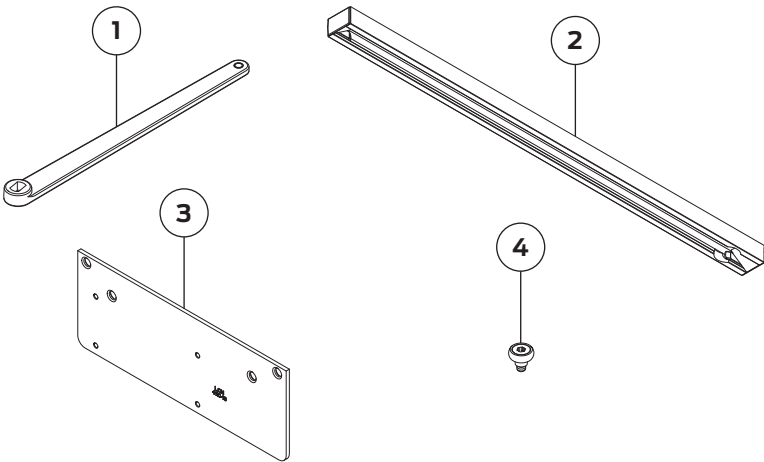
No.	Description	Part number
4	Metal Cover (F) (H)	4210T-72MC
5	Cover Screw (F)	4210T-31
6	Screw Pack (Not Shown) (F)	4210T-TORX
7	Screw Pack (Not Shown) (F)	4210T-TBTRX

Please specify finish (F), size (S), hand (H), & voltage (V) where indicated. See the latest edition of the LCN catalog for part descriptions and specifications on many of the items shown above. List prices for items shown above can be located in the current LCN price book.

4210T Series



Arm Assemblies & Parts

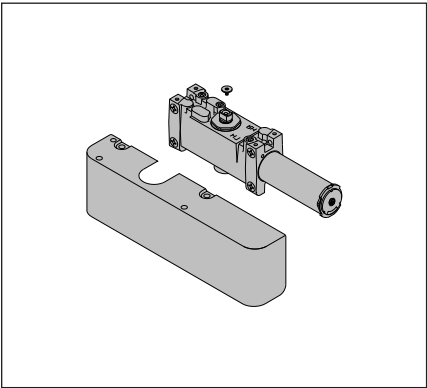


No.	Description	Part number
1	Standard Arm (F) (H)	4210T-3077T
2	Standard Track (F)	4210T-3038

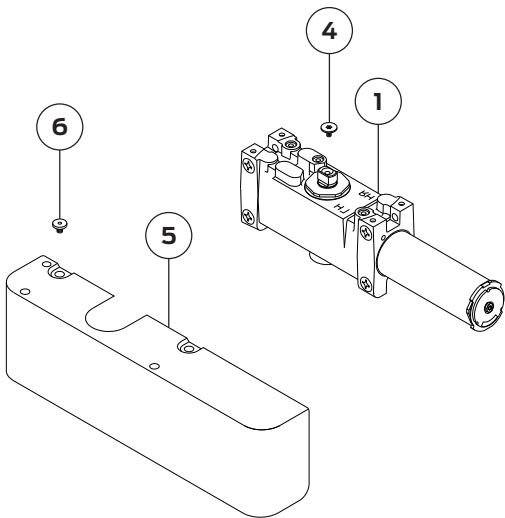
No.	Description	Part number
3	Mounting Plate (F)	4210T-18
4	Track Roller	4210T-3034

Please specify finish (F), size (S), hand (H), & voltage (V) where indicated. See the latest edition of the LCN catalog for part descriptions and specifications on many of the items shown above. List prices for items shown above can be located in the current LCN price book

4510 Series



Cylinder & Cover Parts

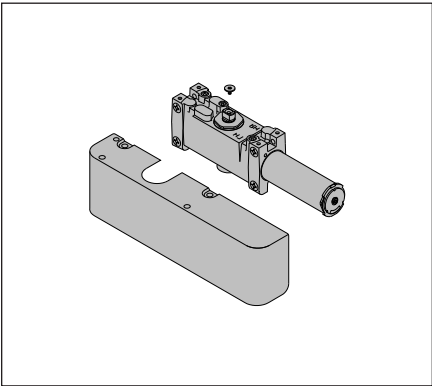


No.	Description	Part number
1	Cylinder Assembly (F) (H)	4511(6)-3071
2	Cylinder Assembly w/ AVB (Not Shown) (F) (H)	4511(6)-3071AVB
3	Cylinder Assembly w/ Delay (Not Shown) (F) (H)	4511-3071DEL

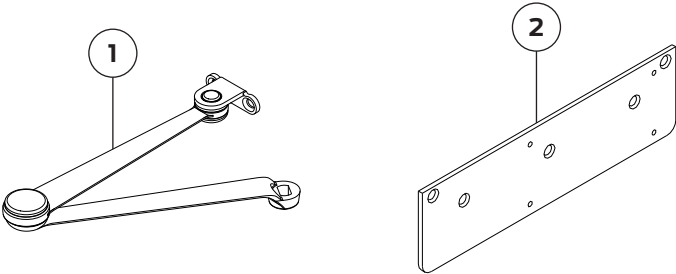
No.	Description	Part number
4	Arm Screw (F)	4510-159
5	Metal Cover (F) (H)	4510-72MC
6	Cover Screw (F)	4510-31
7	Screw Pack (Not Shown) (F)	4510-TORX
8	Screw Pack (Not Shown) (F)	4510-TBTRX

Please specify finish (F), size (S), hand (H), & voltage (V) where indicated. See the latest edition of the LCN catalog for part descriptions and specifications on many of the items shown above. List prices for items shown above can be located in the current LCN price book.

4510 Series



Arm Assemblies & Parts

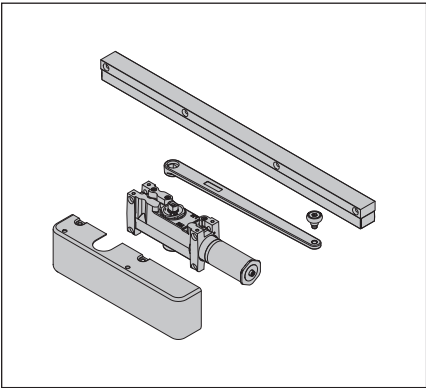


No.	Description	Part number
1	EDA Arm (F)	4510-3077EDA

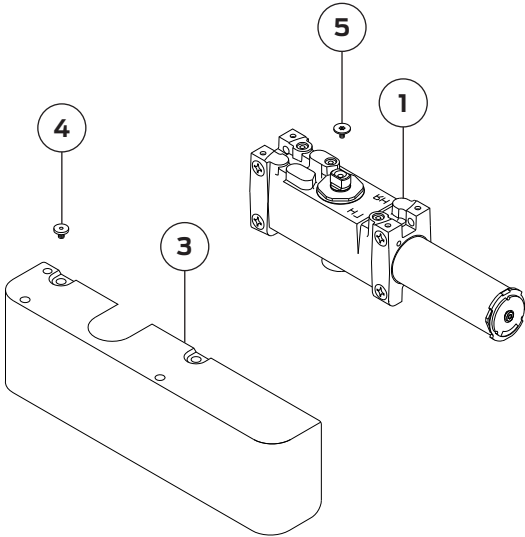
No.	Description	Part number
2	Mounting Plate (F)	4510-18

Please specify finish (F), size (S), hand (H), & voltage (V) where indicated. See the latest edition of the LCN catalog for part descriptions and specifications on many of the items shown above. List prices for items shown above can be located in the current LCN price book.

4510T Series



Cylinder & Cover Parts

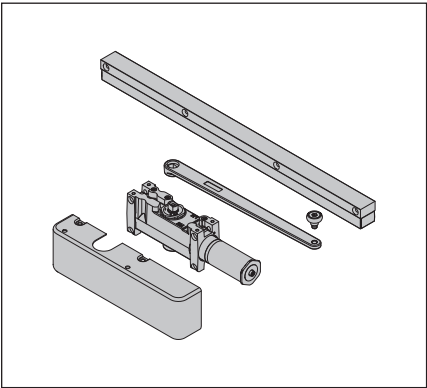


No.	Description	Part number
1	Cylinder Assembly (F) (H)	4511T(3-4)-3071
2	Cylinder Assembly w/ AVB (Not Shown) (F) (H)	4511T(3-4)-3071AVB
3	Metal Cover (F) (H)	4510T-72MC

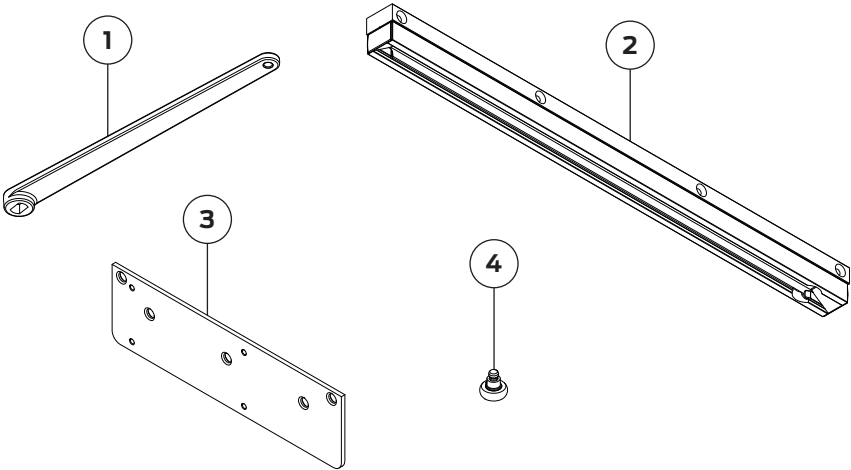
No.	Description	Part number
4	Cover Screw (F)	4510T-31
5	Arm Screw	4510T-159
6	Screw Pack (Not Shown) (F)	4510T-TORX
7	Screw Pack (Not Shown) (F)	4510T-TBTRX

Please specify finish (F), size (S), hand (H), & voltage (V) where indicated. See the latest edition of the LCN catalog for part descriptions and specifications on many of the items shown above. List prices for items shown above can be located in the current LCN price book.

4510T Series



Cylinder & Cover Parts



No.	Description	Part number
1	Standard Arm (F) (H)	4510T-3077T
2	Standard Track (F)	4510T-3038

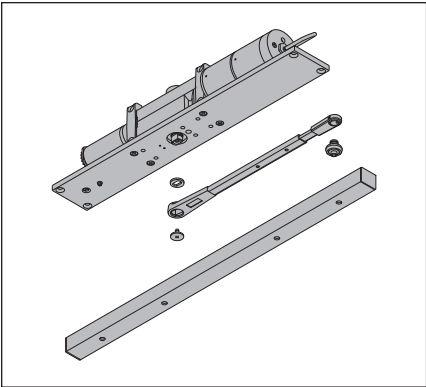
No.	Description	Part number
3	Plate (F)	4510T-18
4	Track Roller	4510T-3034

Please specify finish (F), size (S), hand (H), & voltage (V) where indicated. See the latest edition of the LCN catalog for part descriptions and specifications on many of the items shown above. List prices for items shown above can be located in the current LCN price book.

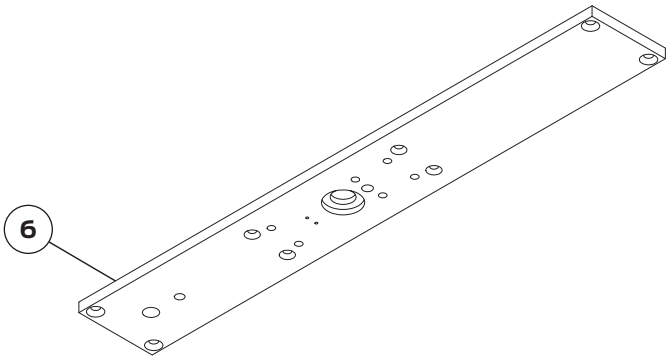
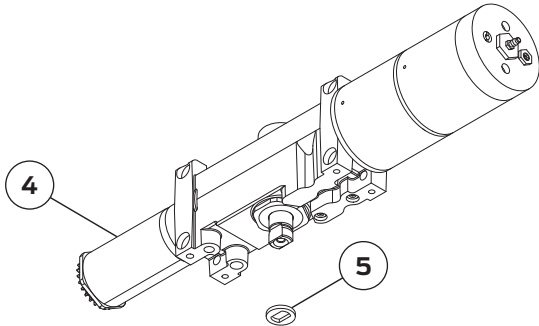
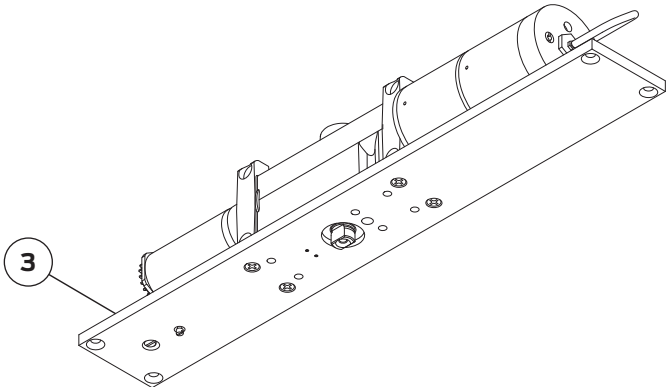
Automatic Operators

112	2610 Series "Auto-Equalizer"
114	4810 Series "Auto-Equalizer"
116	4820 Series "Auto-Equalizer"
118	4840 Series "Auto-Equalizer"
120	4630 Series "Auto-Equalizer"
122	4640 Series "Auto-Equalizer"
124	9130 Series "Benchmark"
126	9140 Series "Benchmark"
128	9150 Series "Benchmark"
130	2810 Series "Senior Swing"
132	2850 Series "Senior Swing"
134	2860 Series "Senior Swing"
136	9530 Series "Senior Swing"
138	9540 Series "Senior Swing"
140	9550 Series "Senior Swing"
142	9560 Series "Senior Swing"

2610 Series "Auto-Equalizer"



Cylinders & Mounting Plate



No.	Description	Part number
1	Activation Decal *	2610-155-2
2	Caution Decal †	2610-155-1
3	Standard Cylinder Assembly (F)(S)(H)‡	2613(4)-3071
3	DPS Standard Cylinder Assembly (F)(S)(H)‡	2613(4)-3071DPS

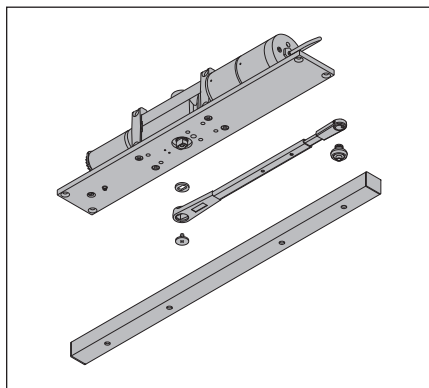
* Blue/White Switch decal.
† Black/Yellow Cation decal.

No.	Description	Part number
4	Cylinder Only (F)(H)	2613(4)-3971
4	DPS Cylinder Only (F)(H)	2613(4)-3971DPS
5	Spacer	2610-61
6	Mounting/Finish Plate (F)(H)	2610-3002

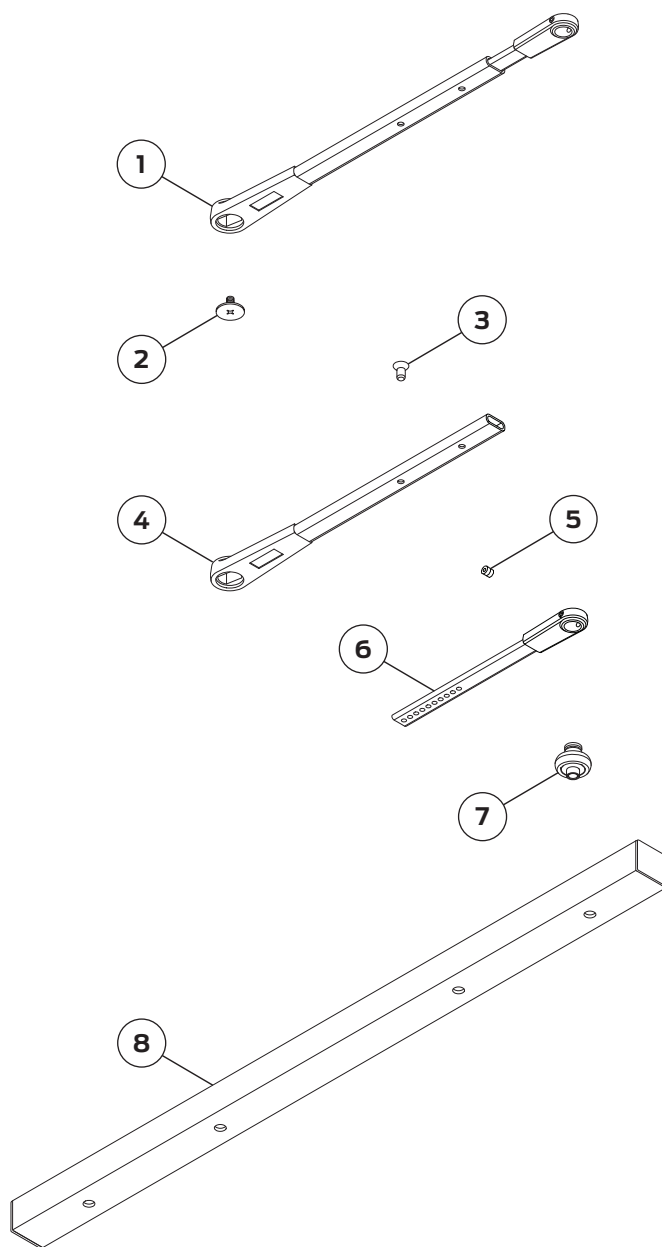
‡ Includes No. 6.

Please specify finish (F), size (S), and hand (H) where indicated. See the latest edition of the LCN catalog for part descriptions and specifications on many of the items shown above. List prices for items shown above can be located in the current LCN price book.

2610 Series "Auto-Equalizer"



Arm & Track



No.	Description	Part number
1	Standard Arm (F)(H)*	2610-3077T
2	Arm Screw (F)	2610-159
3	H Arm Screw	2610-83H
4	Arm & Tube (F)†	2610-78
5	Roller Lock Screw	2610-425

* Includes Nos. 2, 3, 4, 5, & 6.

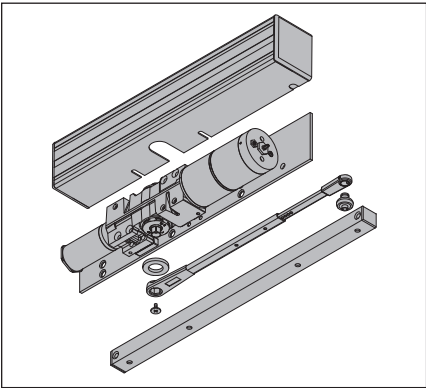
† Includes No. 2.

No.	Description	Part number
6	Rod (F)‡	2610-82
7	Track Roller	2610-3034
8	Standard Track	2610-3038
9	WMS Screw Pack (F)(Not Shown)	2610-WMS

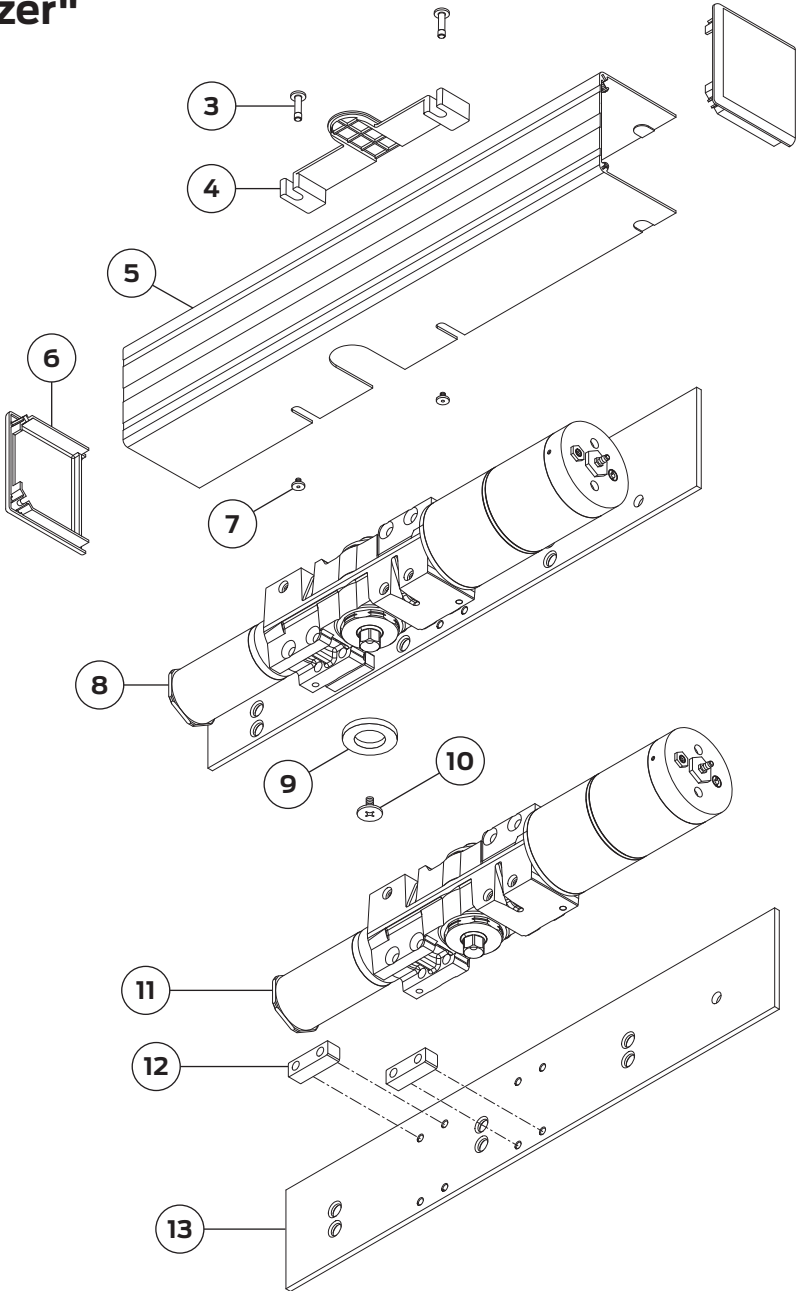
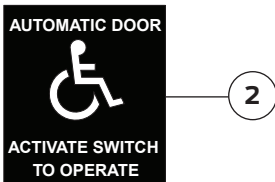

‡ Includes No. 3 & 5.

Please specify finish (F) and hand(H) where indicated. See the latest edition of the LCN catalog for part descriptions and specifications on many of the items shown above. List prices for items shown above can be located in the current LCN price book.

4810 Series "Auto-Equalizer"



Cylinder & Cover Parts



No.	Description	Part number
1	Caution Decal *	4810-155-1
2	Activation Decal †	4810-155-2
3	Long Cover Screw (F)	4810-31L
4	Cover Insert ‡	4810-163
5	Metal Cover (F)§	4810-72MC
6	Cover Endcap	4810-334
7	Cover Screw (F)	4810-31

* Black/Yellow Caution decal.

† Blue/White Switch decal.

‡ Includes No. 3(2).

No.	Description	Part number
8	Standard Cylinder Assembly (F)¶	4811-3071
9	Shaft Spacer	4810-61
10	Arm Screw (F)	4810-159
11	Cylinder Only (F)#	4811-3971
12	Stand Off	4810-182
13	Mounting Plate (F)	4810-18

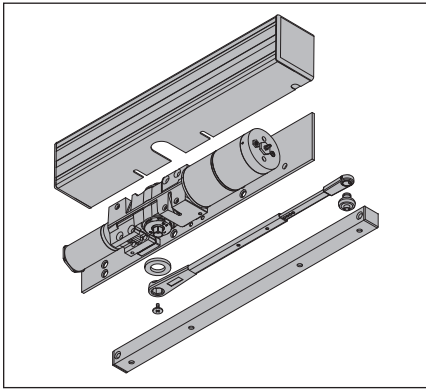
§ Includes Nos. 3(2), 4, 6(2), & 7(2).

¶ Includes Nos. 11, 12(2), & 13. Cylinder is adjustable, size 1-4.

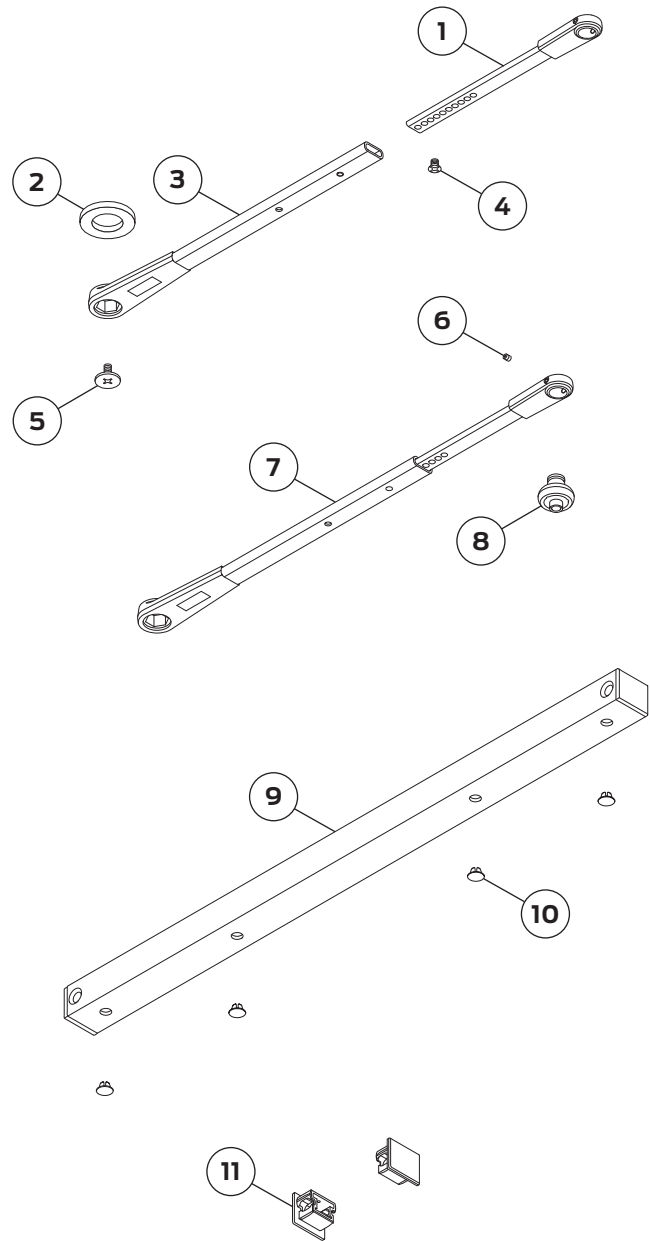
Cylinder is adjustable, size 1-4.

Please specify finish (F) where indicated. See the latest edition of the LCN catalog for part descriptions and specifications on many of the items shown above. List prices for items shown above can be located in the current LCN price book.

4810 Series "Auto-Equalizer"



Arm & Track



No.	Description	Part number
1	Rod (F)*	4810-82
2	Shaft Spacer	4810-61
3	Arm and Tube (F)†	4810-78
4	H Arm Screw (F)	4810-83H
5	Arm Screw (F)	4810-159
6	Roller Lock Screw	4810-425
7	Standard Arm (F)‡	4810-3077T

* Includes Nos. 4 & 6.

† Includes No. 5.

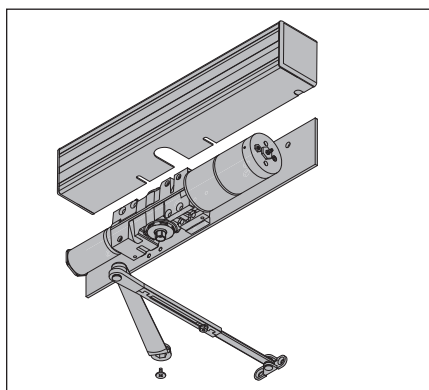
No.	Description	Part number
8	Track Roller	4810-3034
9	Standard Track (F)§	4810-3038
10	Plug (F) (4 Required - Sold Individually)	4810-141-2
11	End Cap (F) (2 Required - Sold Individually)	4810-73
12	WMS Screw Pack (Not Shown) (F)	4810-WMS
13	TBWMS Screw Pack (Not Shown) (F)	4810-TBWMS

‡ Includes Nos. 1, 2, 3, 4, & 6.

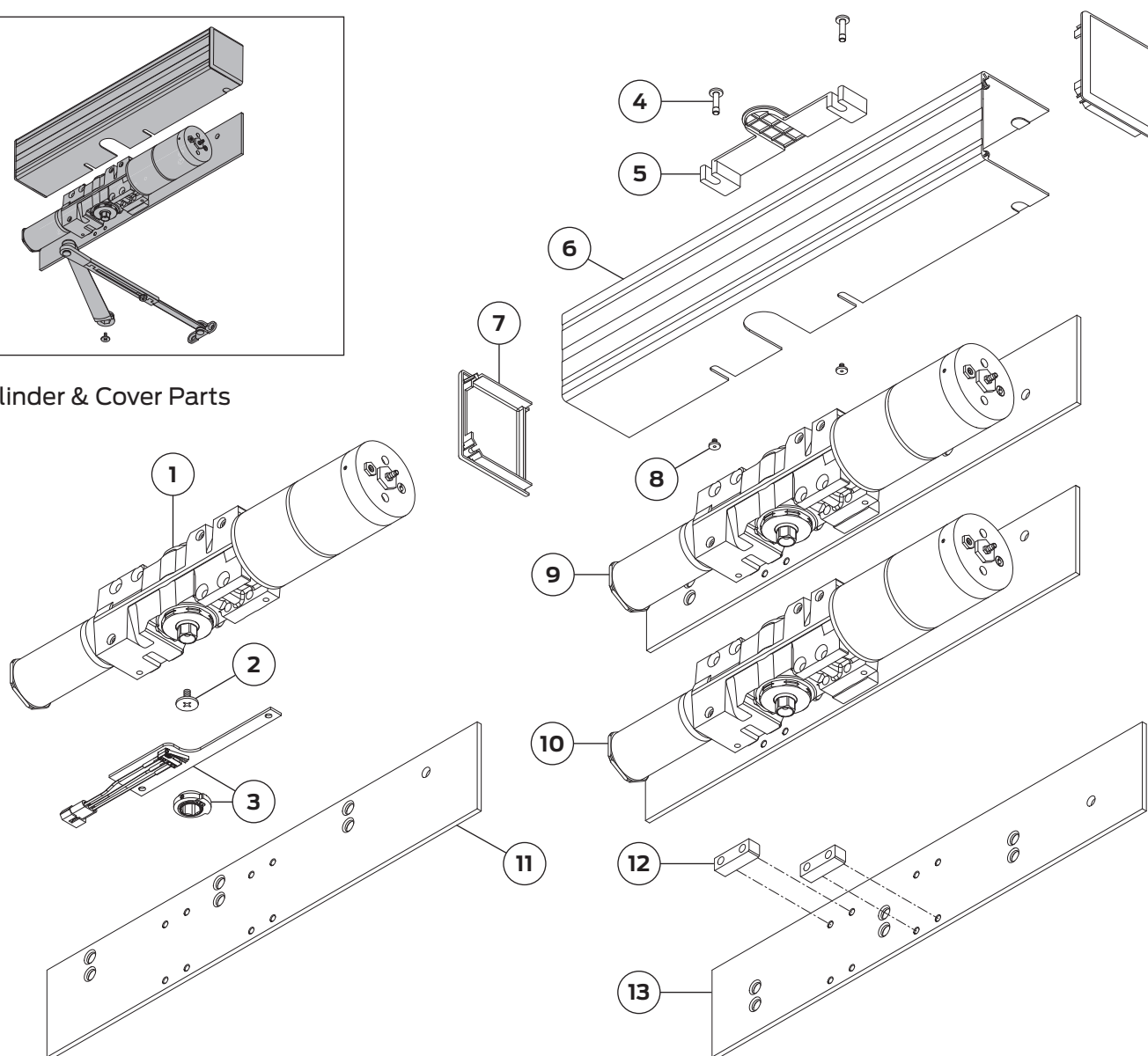
§ Includes Nos. 10(4) & 11(2).

Please specify finish (F) where indicated. See the latest edition of the LCN catalog for part descriptions and specifications on many of the items shown above. List prices for items shown above can be located in the current LCN price book.

4820 Series "Auto-Equalizer"



Cylinder & Cover Parts



No.	Description	Part number
1	Cylinder Only (F)*	4822-3971
2	Arm Screw (F)	4820-159
3	DPS Conversion Kit	4820-3377
4	Long Cover Screw (F)	4820-31L
5	Cover Insert †	4820-163
6	Metal Cover (F)‡	4820-72MC
7	Cover Endcap	4820-334

* Cylinder is adjustable, size 2-5.

† Includes No. 4(2).

‡ Includes Nos. 4(2), 5, 7(2), & 8(2).

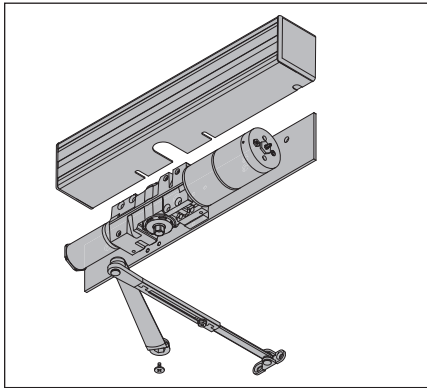
No.	Description	Part number
8	Cover Screw	4820-31
9	Standard Cylinder Assembly (F)§	4822-3071
10	Standard Cylinder Assembly w/18G (F)	4822-3071/18G
11	Mounting Plate 18G (F)	4820-18G
12	Stand Off	4820-182
13	Mounting Plate (F)	4820-18

§ Includes Nos. 1, 12(2), & 13. Cylinder is adjustable, size 2-5.

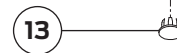
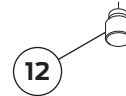
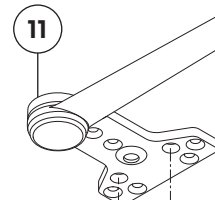
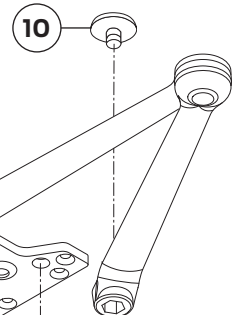
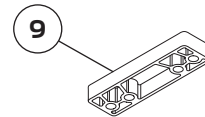
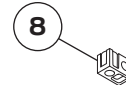
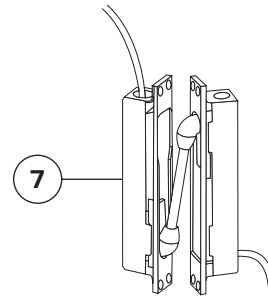
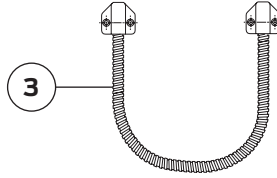
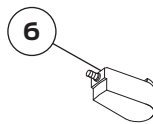
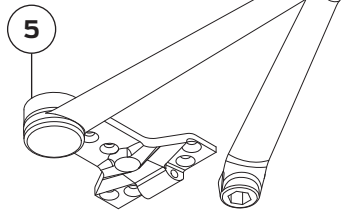
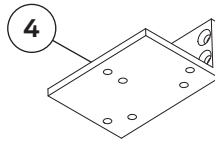
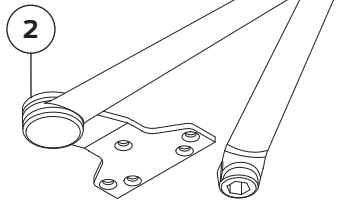
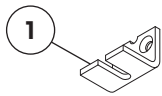
|| Includes Nos. 1, 11 & 12(2). Cylinder is adjustable, size 2-5.

Please specify finish (F) and size (S) where indicated. See the latest edition of the LCN catalog for part descriptions and specifications on many of the items shown above. List prices for items shown above can be located in the current LCN price book.

4820 Series "Auto-Equalizer"



Arms & Additional Components



No.	Description	Part number
1	Caution Decal *	4820-155-1
2	Regular Arm (F)†	4820-3077
2	Long Arm (F)‡	4820-3077L
3	Rod and Shoe (F)§	4820-79
4	Arm Screw (F)	4820-83
5	Activation Decal	4820-155-2

* Black/Yellow Caution decal.

† Includes Nos. 3, 4, 6, & 8.

‡ Includes Nos. 4, 6, 7, & 8.

§ Includes No. 4. Length is 8⁵/₁₆ (211 mm).

No.	Description	Part number
6	Arm and Forearm (F)#	4820-77
7	Long Rod and Shoe (F)**	4820-79LR
8	Arm Screw (F)	4820-159
9	WMS Screw Pack (Not Shown)(F)	4820-WMS
10	TBWMS Screw Pack (Not Shown)(F)	4820-TBWMS

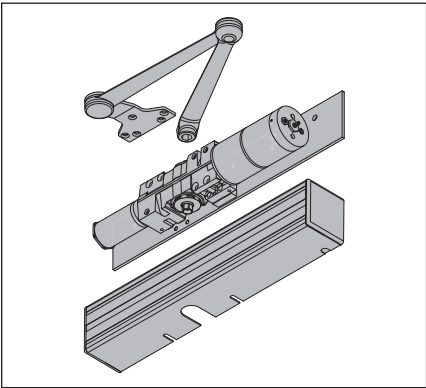
|| Blue/White Switch decal.

Includes No. 8.

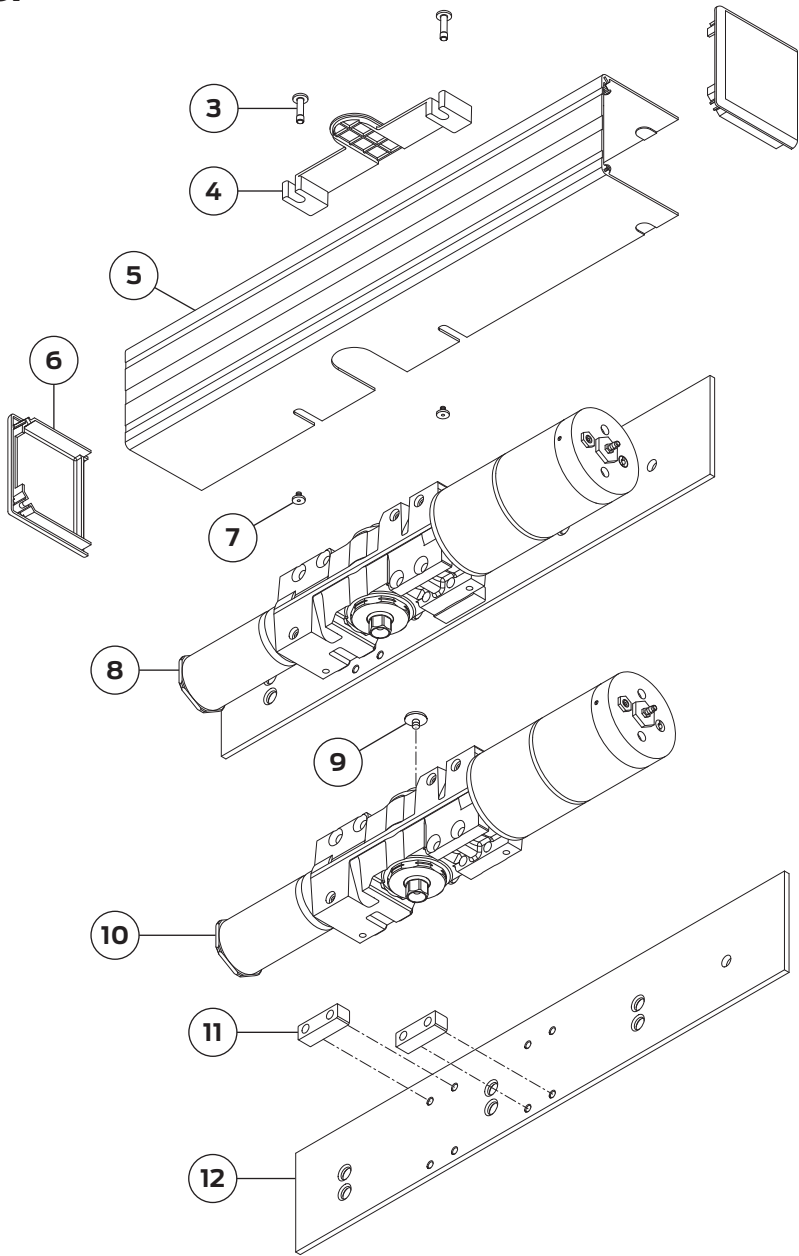
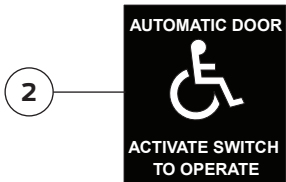
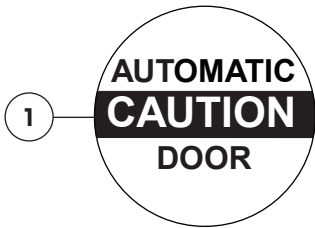
** Includes No. 4. Length is 12³/₈ (314 mm).

Please specify finish (F) where indicated. See the latest edition of the LCN catalog for part descriptions and specifications on many of the items shown above. List prices for items shown above can be located in the current LCN price book.

4840 Series "Auto-Equalizer"



Cylinder & Cover Parts



No.	Description	Part number
1	Caution Decal *	4840-155-1
2	Activation Decal †	4840-155-2
3	Long Cover Screw (F)	4840-31L
4	Cover Insert ‡	4840-163
5	Metal Cover (F) §	4840-72MC
6	Cover Endcap	4840-334

* Black/Yellow Caution decal.

† Blue/White Switch decal.

‡ Includes No. 3(2).

No.	Description	Part number
7	Cover Screw (F)	4840-31
8	Standard Cylinder Assembly (F)	4841-3071
9	Arm Screw (F)	4840-159
10	Cylinder Only (F) #	4841-3971
11	Stand Off	4840-182
12	Mounting Plate (F)	4840-18

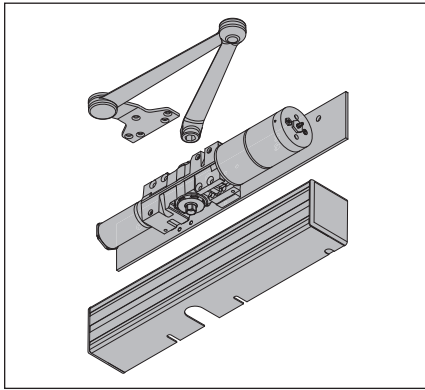
§ Includes Nos. 3(2), 4, 6(2), & 7(2).

|| Includes Nos. 10, 11(2), & 12. Cylinder is adjustable, size 1-5.

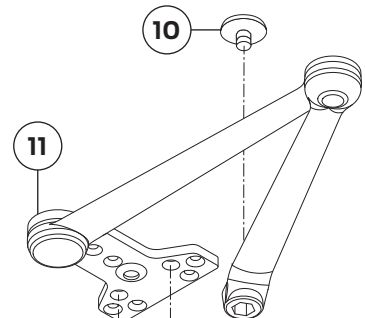
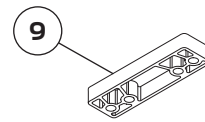
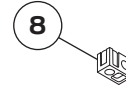
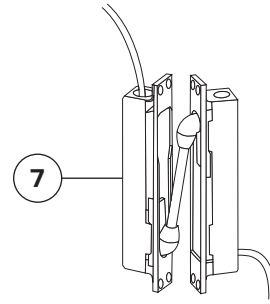
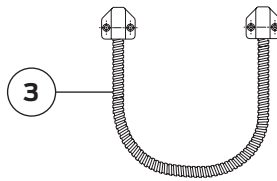
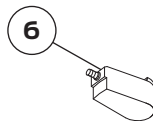
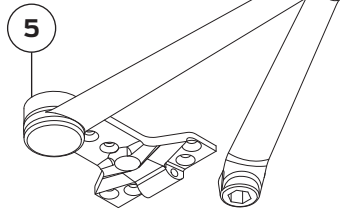
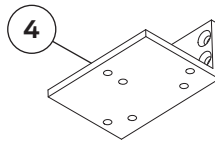
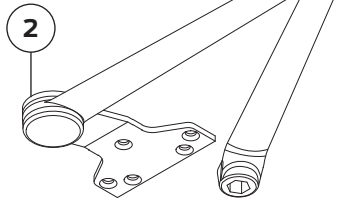
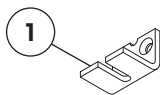
Cylinder is adjustable, size 1-5.

Please specify finish (F) and size (S) where indicated. See the latest edition of the LCN catalog for part descriptions and specifications on many of the items shown above. List prices for items shown above can be located in the current LCN price book.

4840 Series "Auto-Equalizer"



Arms & Additional Components



No.	Description	Part number
1	Cush Shoe Support (F)	4840-30
2	Extra Duty Arm (F)*	4840-3077EDA
3	Door Loop Kit	4840-459
4	Panel Adapter (F)	4840-419
5	Spring Cush-N-Stop Arm (F)†	4840-3077SCNS
6	Spring Cush Block (F)	4840-3080
7	Pneumatic Hinge	4840-460
8	Fifth Screw Spacer	4840-201

* Includes Nos. 8 & 10.

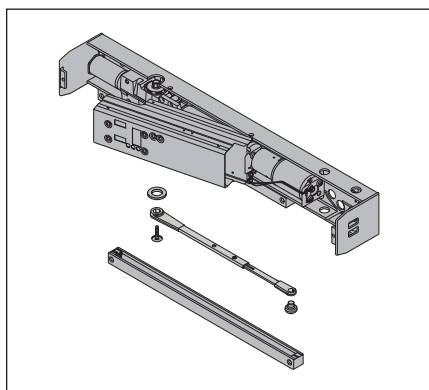
† Includes Nos. 6, 8, & 10.

No.	Description	Part number
9	Blade Stop Spacer (F)	4840-61
10	Arm Screw (F)	4840-159
11	Cush-N-Stop Arm (F)‡	4840-3077CNS
12	Stop (F)	4840-384
13	Plug (F)	4840-124
14	WMS Screw Pack (Not Shown) (F)	4840-WMS
15	TBWMS Screw Pack (Not Shown) (F)	4840-TBWMS

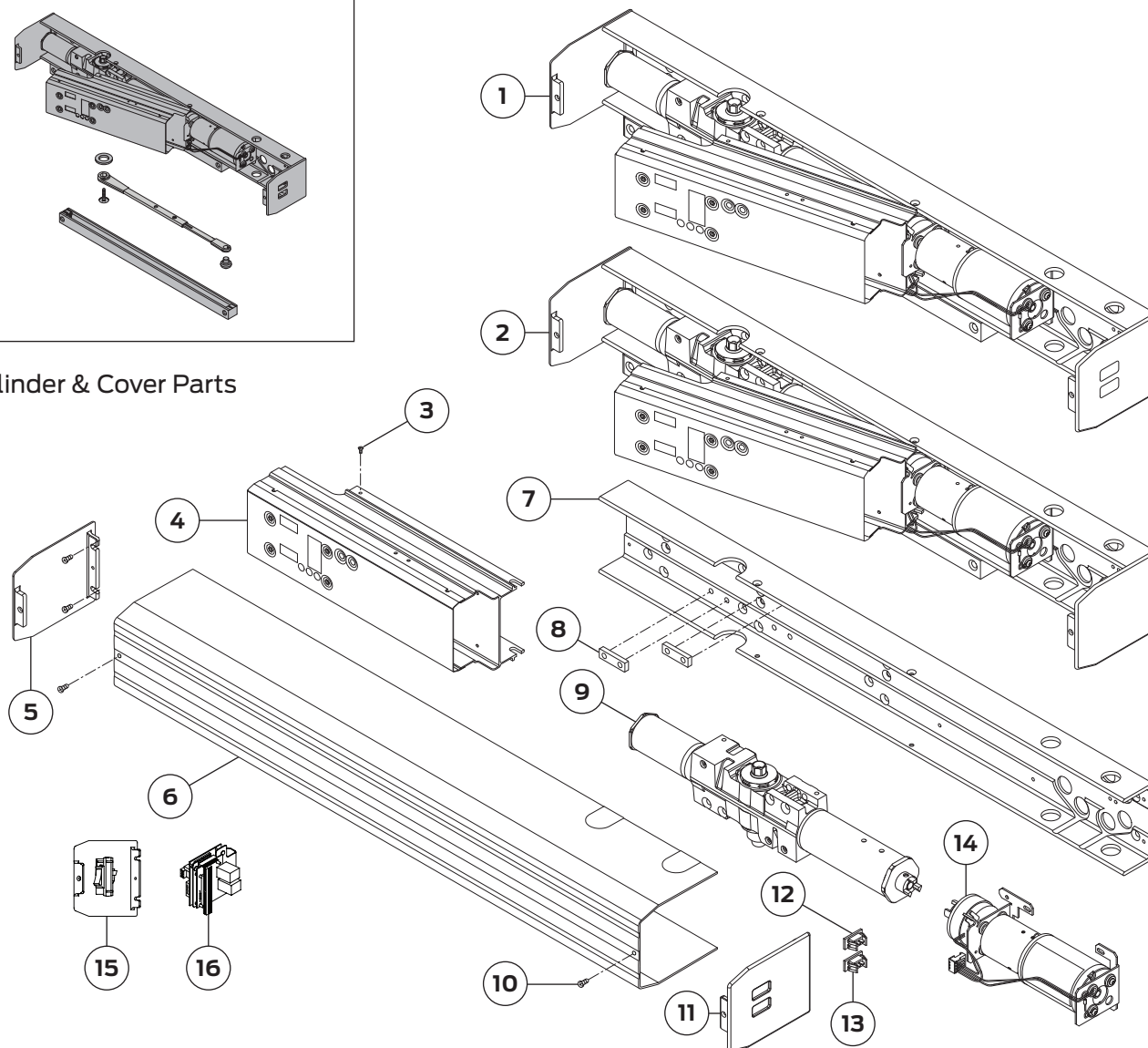
‡ Includes Nos. 8, 10, 12, & 13.

Please specify finish (F) where indicated. See the latest edition of the LCN catalog for part descriptions and specifications on many of the items shown above. List prices for items shown above can be located in the current LCN price book.

4630 Series "Auto-Equalizer"



Cylinder & Cover Parts



No.	Description	Part number
1	Cylinder Assembly (F)*	4632-3071
2	Cylinder Assy w/ Concealed I/O Switch (F)*	4632-3071CS
3	Controller Screw (F)	4630-31
4	Controller Assembly †	4630-3462
5	Blank Endcap ‡	4630-334-2
6	Metal Cover (F)§	4630-72MC
7	Mounting Plate Assembly	4630-3018
8	Stand-Off	4630-182

* Includes Nos. 4, 7, 9. Cylinder is adjustable, size 1-4.

† Includes No. 3.

‡ Includes two Endcap Screws.

No.	Description	Part number
9	Cylinder Only (F)#	4632-3971
10	Cover Screw (F)	4631-31
11	Switch Endcap ‡	4630-334
12	On/Off Switch Assembly	4630-3179-1
13	Hold Open Switch Assembly	4630-3179-2
14	Motor/Clutch Assembly	4630-3454
15	Concealed Switch Endcap ‡	4630-334CS
16	I/O Board Assembly	4630-3180

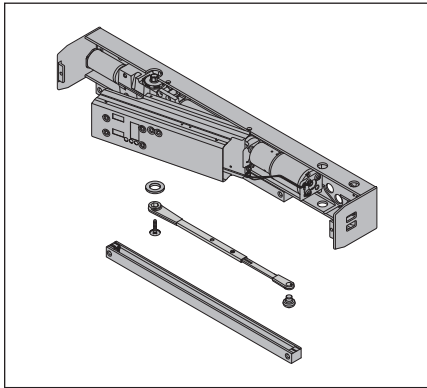
§ Includes No. 10(2).

|| Includes Nos. 5, 8(2), 11, 12, 13, & 14 or Nos. 5, 8(2), 14, & 15.

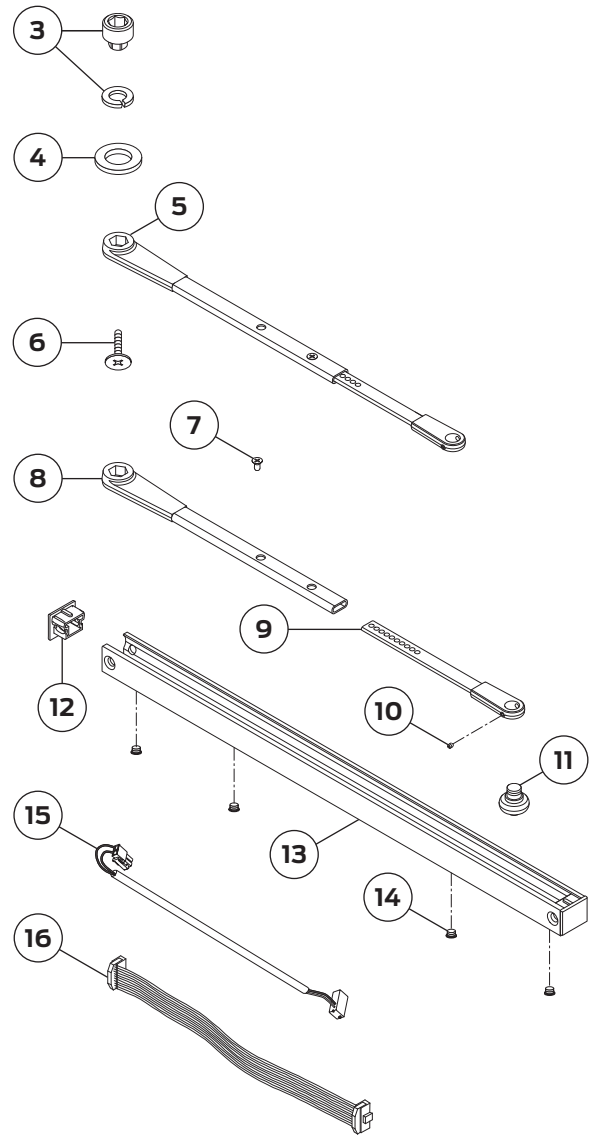
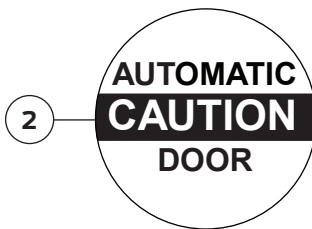
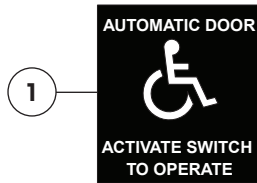
Cylinder is adjustable, size 1-4.

Please specify finish (F) where indicated. See the latest edition of the LCN catalog for part descriptions and specifications on many of the items shown above. List prices for items shown above can be located in the current LCN price book.

4630 Series "Auto-Equalizer"



Arm & Additional Components



No.	Description	Part number
1	Activation Decal *	4630-155-2
2	Caution Decal †	4630-155-1
3	Shaft Extension Kit (F) ‡	4630-480
4	Shaft Spacer	4630-61
5	Standard Arm (F) §	4630-3077T
6	Arm Screw (F)	4630-159
7	H Arm Screw (F)	4630-83H
8	Arm & Tube (F)	4630-78
9	Rod (F) #	4630-82
10	Roller Lock Screw	4630-425

* Blue/White Switch Decal.

† Black/Yellow Caution Decal.

‡ Includes Extension, Lock Washer, & No. 6.

§ Includes Nos. 4, 6, 7, 8, 9, & 10.

No.	Description	Part number
11	Track Roller	4630-3034
12	End Cap (F) (2 Required - Sold Individually)	4630-73
13	Standard Track (F) **	4630-3038
14	Plug (F) (4 Required - Sold Individually)	4630-141-2
15	A/C Power Cable	4630-3498-2
16	Ribbon Cable Connector	4630-3498-1
17	WMS Screw Pack (Not Shown)	4630-WMS
18	TBWMS Screw Pack (Not Shown)	4630-TBWMS
19	TORX Screw Pack (Not Shown)	4630-TORX
20	TBTRX Screw Pack (Not Shown)	4630-TBTRX

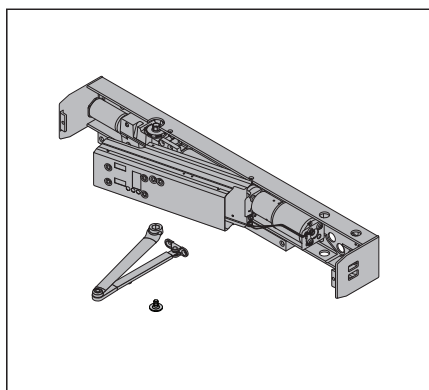
|| Includes No. 6.

Includes Nos. 7 & 10.

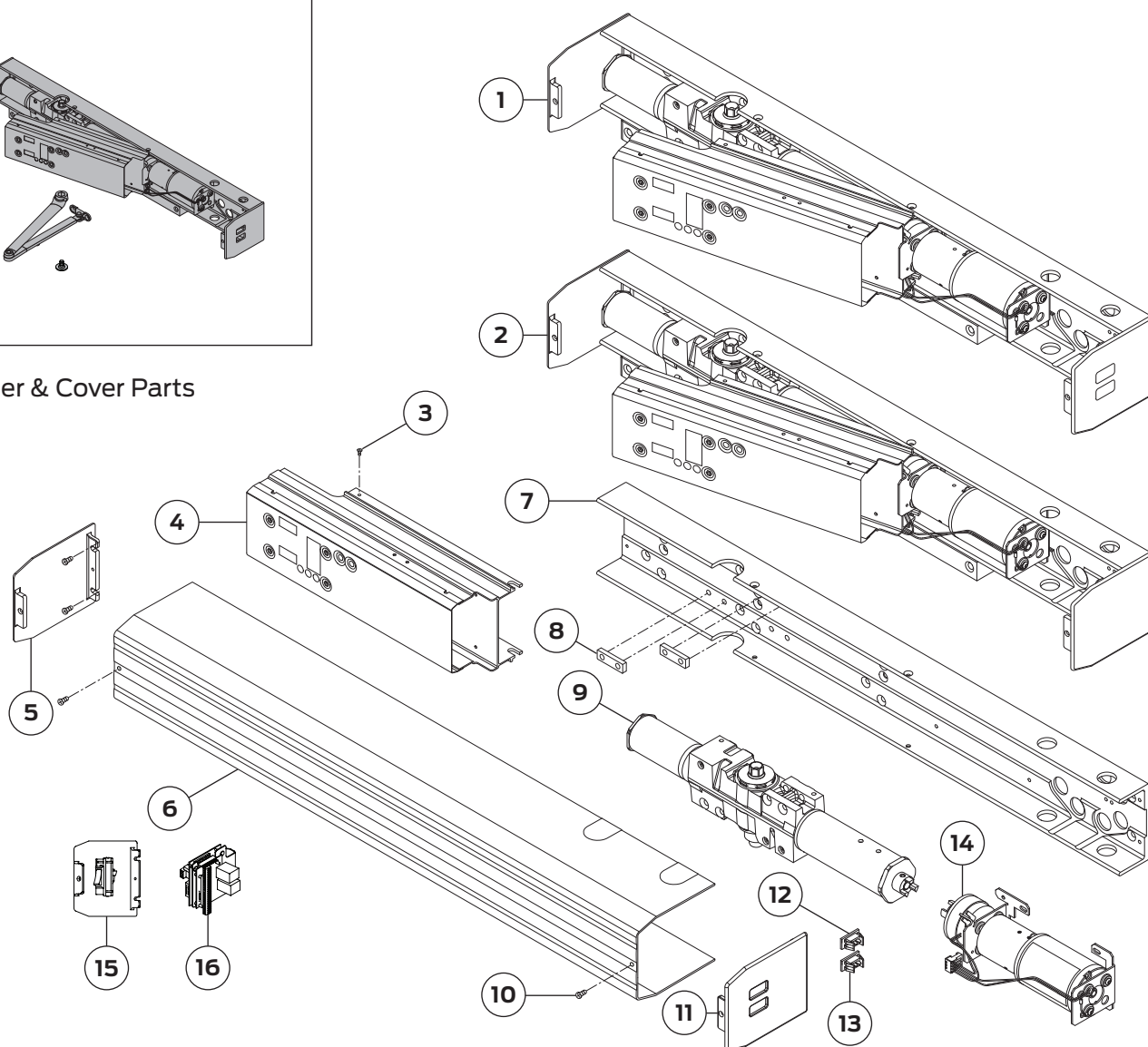
** Includes Nos. 12(2) & 14(4).

Please specify finish (F) where indicated. See the latest edition of the LCN catalog for part descriptions and specifications on many of the items shown above. List prices for items shown above can be located in the current LCN price book.

4640 Series "Auto-Equalizer"



Cylinder & Cover Parts



No.	Description	Part number
1	Cylinder Assembly (F)*	4642-3071
2	Cylinder Assembly w/ Concealed I/O Switch (F)*	4642-3071CS
3	Controller Screw (F)	4640-31
4	Controller Assembly †	4640-3462
5	Blank Endcap ‡	4640-334-2
6	Metal Cover (F)§	4640-72MC
7	Mounting Plate Assembly	4640-3018
8	Stand-Off	4640-182

* Includes Nos. 4, 7, 9. Cylinder is adjustable, size 1-4.

† Includes No. 3.

‡ Includes two Endcap Screws.

No.	Description	Part number
9	Cylinder Only (F)#	4642-3971
10	Cover Screw (F)	4640-31
11	Switch Endcap ‡	4640-334
12	On/Off Switch Assembly	4640-3179-1
13	Hold Open Switch Assembly	4640-3179-2
14	Motor/Clutch Assembly	4640-3454
15	Concealed Switch Endcap ‡	4640-334CS
16	I/O Board Assembly	4640-3180

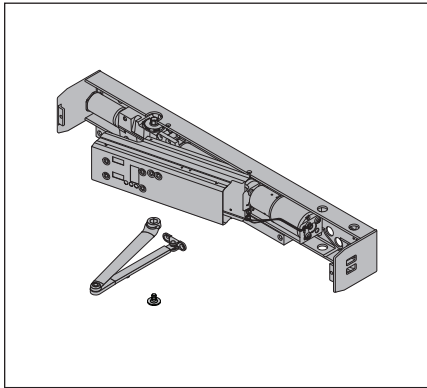
§ Includes No. 10(2).

|| Includes Nos. 5, 8(2), 11, 12, 13, & 14 or Nos. 5, 8(2), 14, & 15.

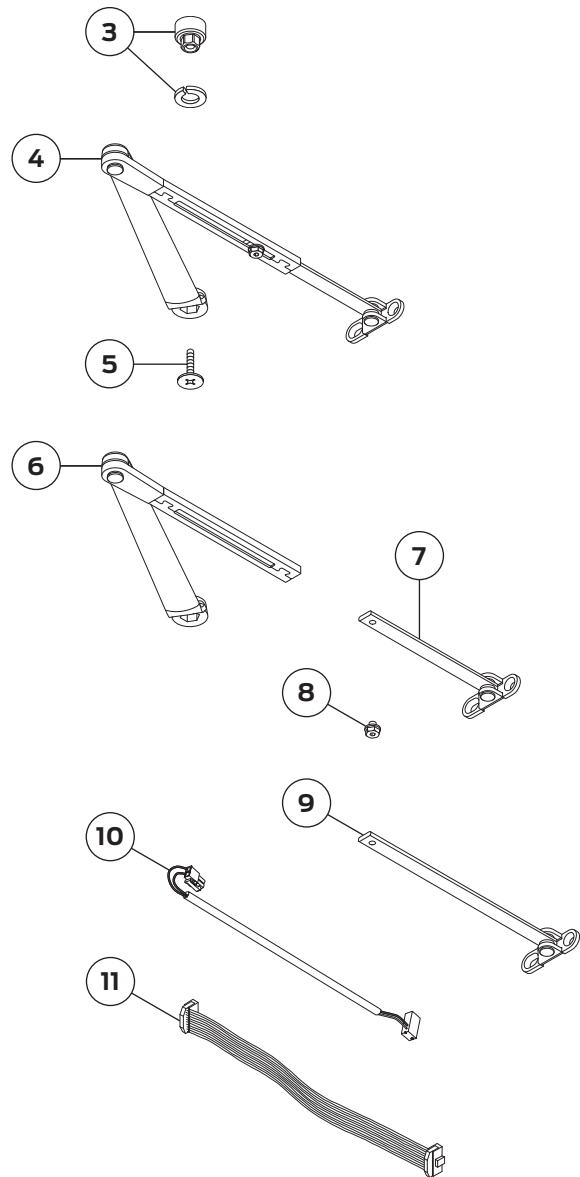
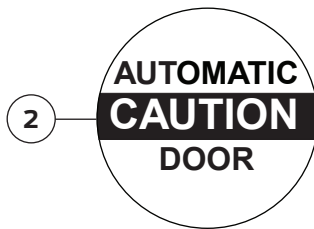
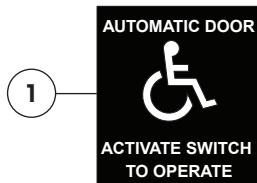
Cylinder is adjustable, size 1-4.

Please specify finish (F) and where indicated. See the latest edition of the LCN catalog for part descriptions and specifications on many of the items shown above. List prices for items shown above can be located in the current LCN price book.

4640 Series "Auto-Equalizer"



Arm and Additional Components



No.	Description	Part number
1	Activation Decal *	4640-155-2
2	Caution Decal †	4640-155-1
3	Shaft Extension Kit (F)‡	4640-480
4	Regular Arm (F)§	4640-3077
4	Long Arm (F)	4640-3077L
5	Arm Screw (F)	4640-159
6	Arm & Forearm (F)#	4640-77
7	Rod & Shoe (F)**	4640-79

* Blue/White Switch Decal.

† Black/Yellow Caution Decal.

‡ Includes Extension, Lock Washer, & No. 5.

§ Includes Nos. 5, 6, 7, & 8.

No.	Description	Part number
8	Arm Adjustment Screw (F)	4640-83
9	Long Rod & Shoe (F)**	4640-79L
10	A/C Power Cable	4640-3498-2
11	Ribbon Cable Connector	4640-3498-1
12	WMS Screw Pack (Not Shown)	4640-WMS
13	TBWMS Screw Pack (Not Shown)	4640-TBWMS
14	TORX Screw Pack (Not Shown)	4640-TORX
15	TBTRX Screw Pack (Not Shown)	4640-TBTRX

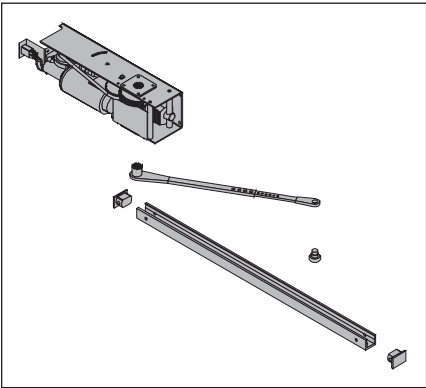
|| Includes Nos. 5, 6, 8, & 9.

Includes No. 5.

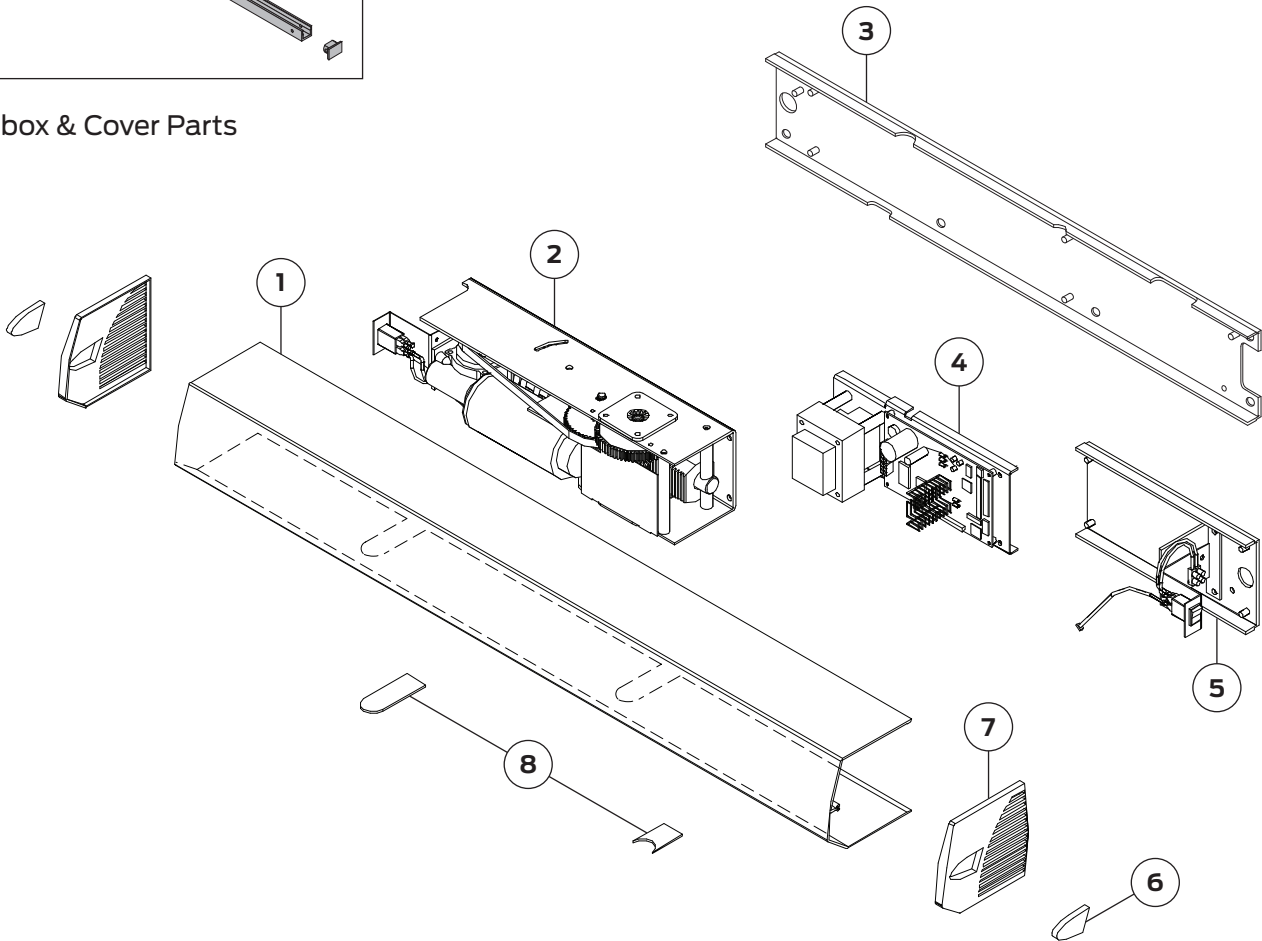
** Includes No. 8

Please specify finish (F) where indicated. See the latest edition of the LCN catalog for part descriptions and specifications on many of the items shown above. List prices for items shown above can be located in the current LCN price book.

9130 Series "Benchmark"



Gearbox & Cover Parts



No.	Description	Part number
1	Metal Cover, 27" (F)	9130-72MC
1	Full Metal Cover, 36" (F)	9130-72FC
2	Motor Gearbox Assembly (Not Shown)*	9130-3454
2	Motor Gearbox Assembly w/ Switch †	9130-3454S
3	Mounting Bracket	9130-3018
4	Controller	9130-3462SC

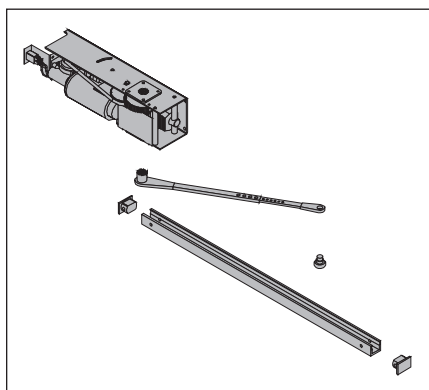
* For 36" unit. Does not include switch.

No.	Description	Part number
5	Switch Bracket 29"	9130-3351-1
5	Switch Bracket 41"	9130-3351-2
6	Cover Endcap Insert	9130-163-1
7	Cover Endcaps	9130-334
8	Cover Inserts	9130-163

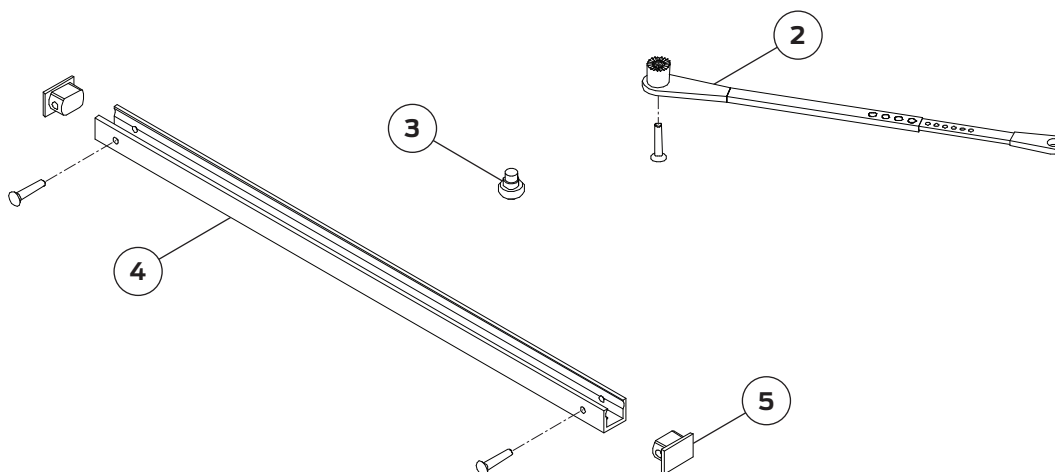
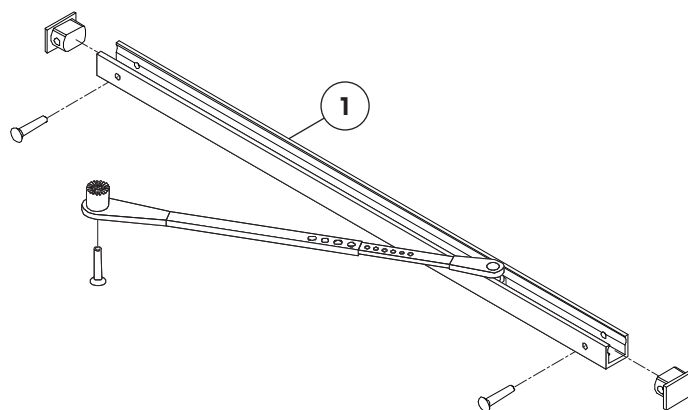
† For 27" unit.

Please specify finish (F) where indicated. See the latest edition of the LCN catalog for part descriptions and specifications on many of the items shown above. List prices for items shown above can be located in the current LCN price book.

9130 Series "Benchmark"



Arm and Additional Components



No.	Description	Part number
1	Standard Arm w/ Track (F)*	9130-3077PLCM
2	Standard Arm (F)	9130-3077T
3	Track Roller	9130-3034
4	Track (F)†	9130-3038
5	Track Endcaps	9130-73

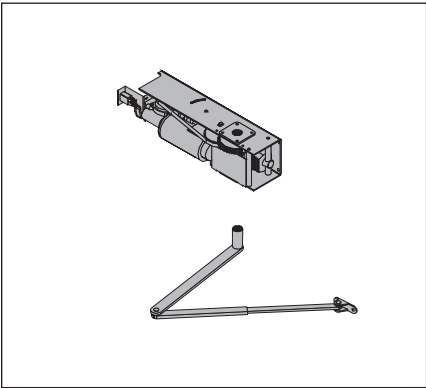
* Includes Nos. 2, 3, & 4.

No.	Description	Part number
6	MS Screw Pack (Not Shown)	9130-MS
7	24v SO Kit (Not Shown)	9130-360
8	Label Kit (Not Shown)	9130-3155
9	A/C Power Cable - 29" (Not Shown)	9130-3498-2A
10	A/C Power Cable - 42" (Not Shown)	9130-3498-2B

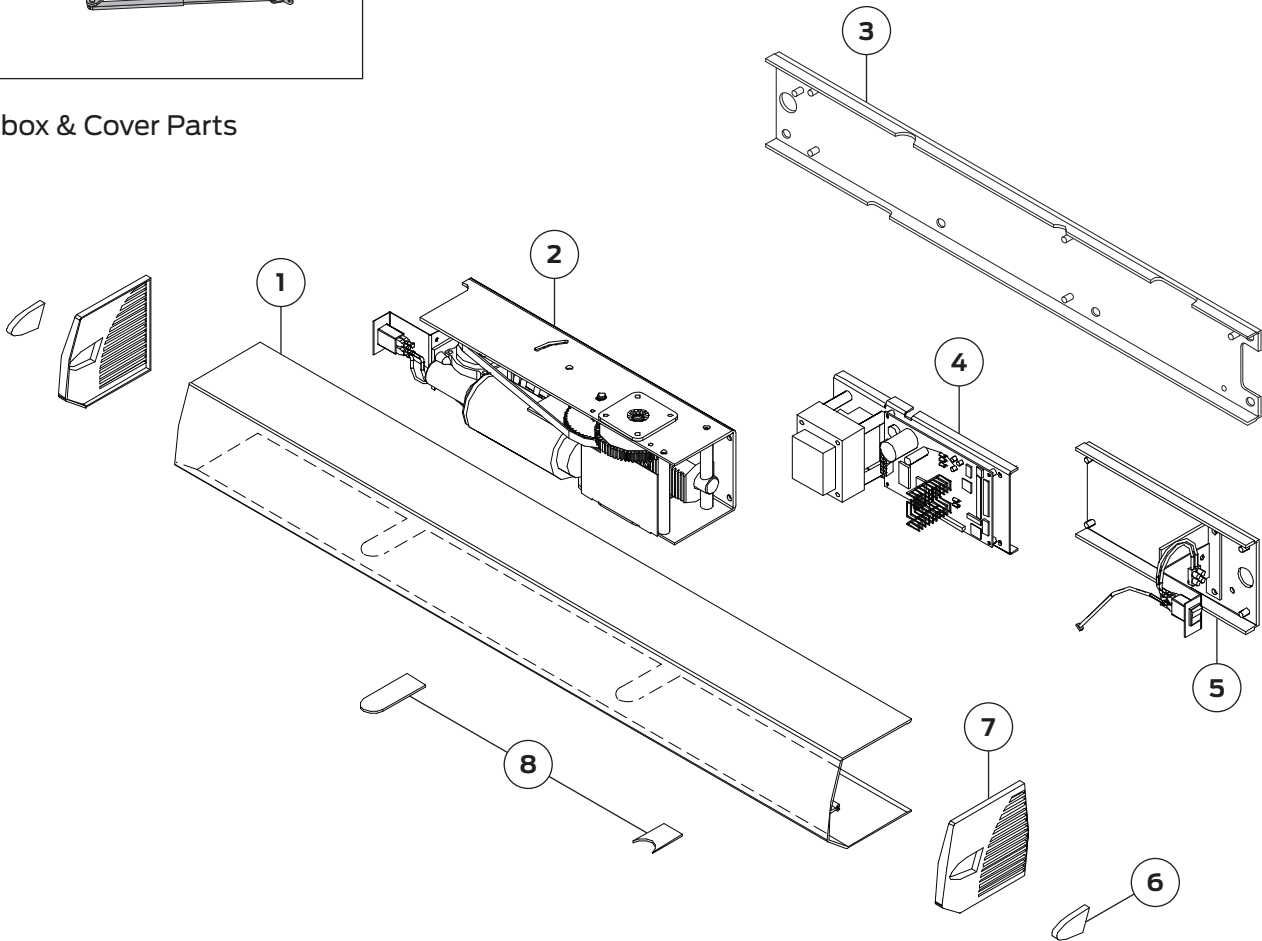
† Includes No. 5(2).

Please specify finish (F) where indicated. See the latest edition of the LCN catalog for part descriptions and specifications on many of the items shown above. List prices for items shown above can be located in the current LCN price book.

9140 Series "Benchmark"



Gearbox & Cover Parts



No.	Description	Part number
1	Metal Cover - 27" (F)	9140-72MC
1	Full Metal Cover - 36" (F)	9140-72FC
2	Motor Gearbox Assembly (Not Shown)*	9140-3454
2	Motor Gearbox Assembly w/ Switch †	9140-3454S
3	Mounting Bracket	9140-3018
4	Controller	9140-3462SC

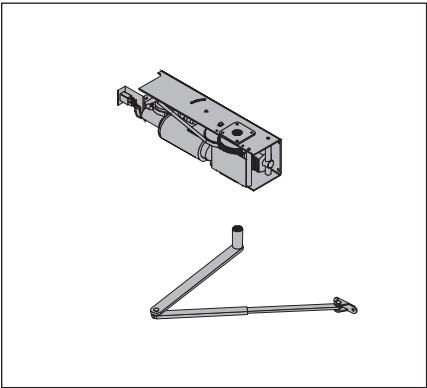
* For 36" unit. Does not include switch.

No.	Description	Part number
5	Switch Bracket 29"	9140-3351-1
5	Switch Bracket 41"	9140-3351-2
6	Cover Endcap Inserts	9140-163-1
7	Cover Endcaps	9140-334
8	Cover Insert	9140-163

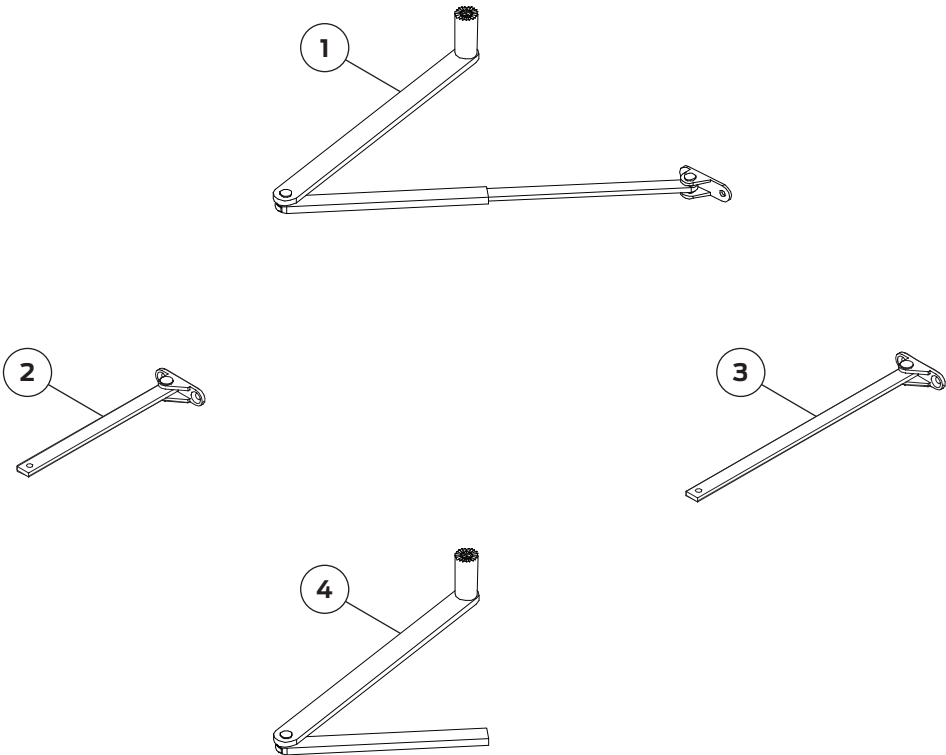
† For 27" unit.

Please specify finish (F) where indicated. See the latest edition of the LCN catalog for part descriptions and specifications on many of the items shown above. List prices for items shown above can be located in the current LCN price book.

9140 Series "Benchmark"



Arm and Additional Components



No.	Description	Part number
1	Regular Arm (F)*	9140-3077
1	Long Arm (F)†	9140-3077L
2	Rod & Shoe (F)	9140-79
3	Long Rod & Shoe (F)	9140-79LR
4	Main Arm (F)	9140-77

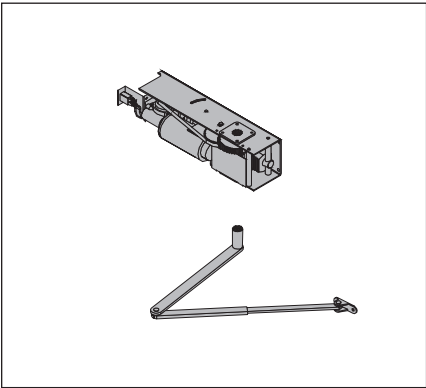
* Includes No. 2 & 4.

No.	Description	Part number
5	MS Screw Pack (Not Shown)(F)	9140-MS
6	24v SO Kit (Not Shown)	9140-360
7	Label Kit (Not Shown)	9140-3155
8	A/C Power Cable - 29" (Not Shown)	9140-3498-2A
9	A/C Power Cable - 42" (Not Shown)	9140-3498-2B

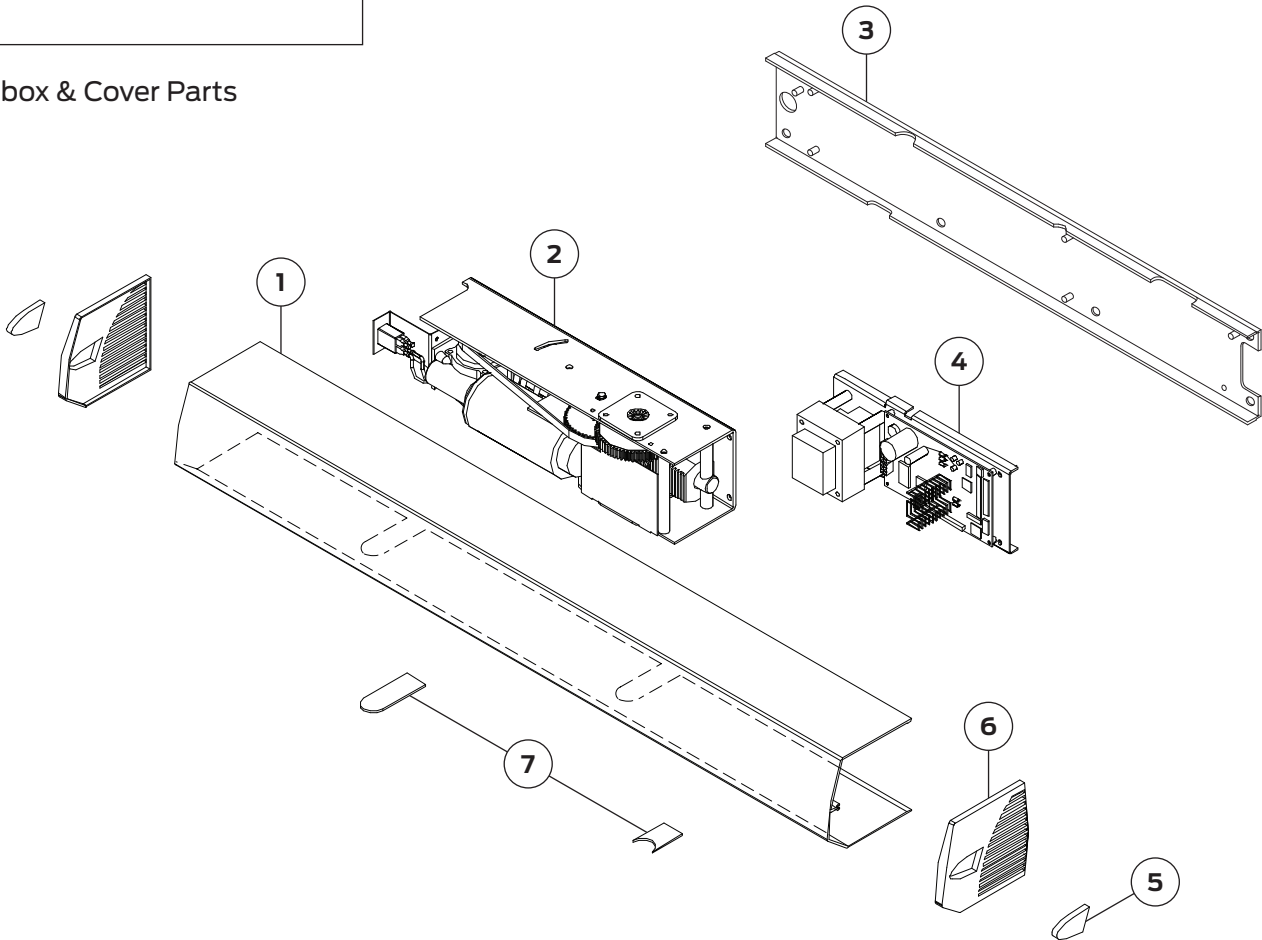
† Includes No. 3 & 4.

Please specify finish (F) where indicated. See the latest edition of the LCN catalog for part descriptions and specifications on many of the items shown above. List prices for items shown above can be located in the current LCN price book.

9150 Series "Benchmark"



Gearbox & Cover Parts



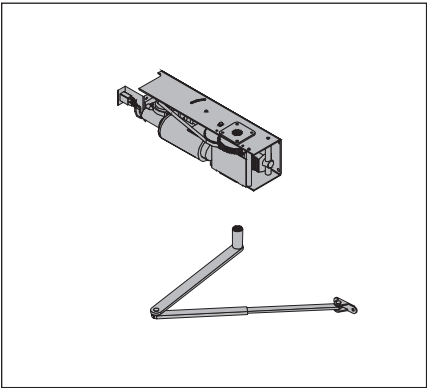
No.	Description	Part number
1	Metal Cover - 72" (F)	9150-72MC
2	Motor Gearbox Assembly w/ Switch *	9150-3454S
3	Mounting Bracket	9150-3018
4	Controller	9150-3462SC

* For 72" unit.

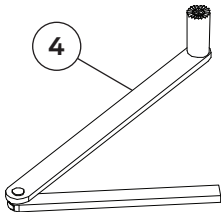
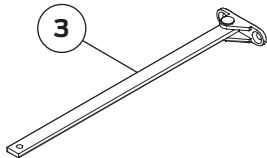
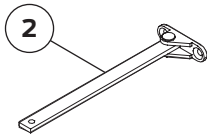
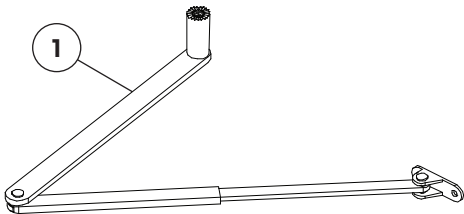
No.	Description	Part number
5	Cover Endcap Inserts	9150-163-1
6	Cover Endcaps	9150-334
7	Cover Insert	9150-163

Please specify finish (F) where indicated. See the latest edition of the LCN catalog for part descriptions and specifications on many of the items shown above. List prices for items shown above can be located in the current LCN price book.

9150 Series "Benchmark"



Arm and Additional Components



No.	Description	Part number
1	Regular Arm (F)*	9150-3077
1	Long Arm (F)†	9150-3077L
2	Rod & Shoe (F)	9150-79
3	Long Rod & Shoe (F)	9150-79LR
4	Main Arm (F)	9150-77

* Includes No. 2 & 4.

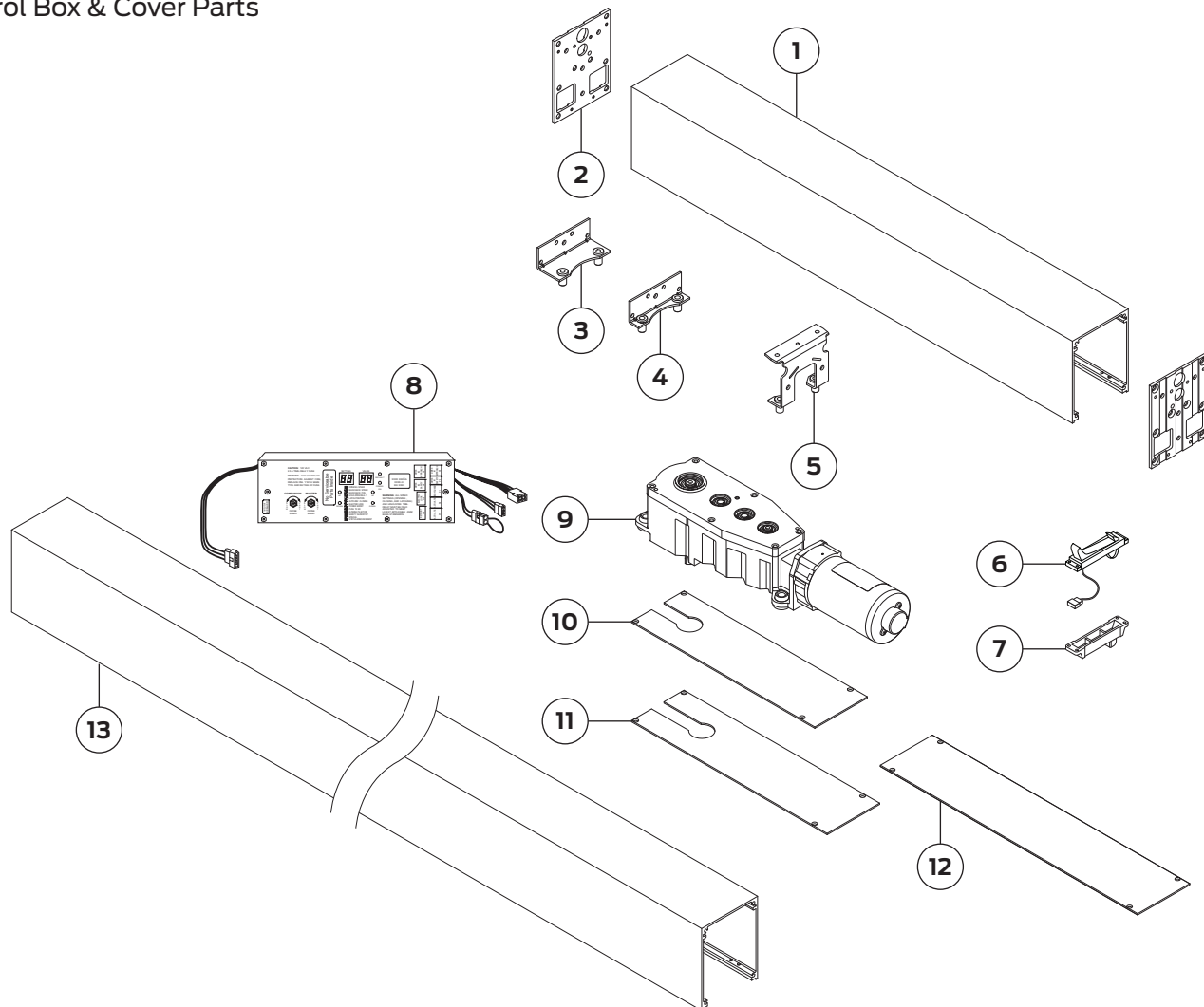
No.	Description	Part number
5	MS Screw Pack (F) (Not Shown)	9150-MS
6	24v SO Kit (Not Shown)	9150-360
7	Label Kit (Not Shown)	9150-3155
8	A/C Power Cable - 29" (Not Shown)	9150-3498-2A

† Includes No. 3 & 4.

Please specify finish (F) where indicated. See the latest edition of the LCN catalog for part descriptions and specifications on many of the items shown above. List prices for items shown above can be located in the current LCN price book.

2810 Series "Senior Swing"

Control Box & Cover Parts



No.	Description	Part number
1	Header Assembly (F)(S)*	2810-3572HL
1	Header Assembly w/ Stop Prep (F)(S)*	2810-3572HL/S
1	Header Only w/ Stop Prep (F)(S)	2810-572HL/S
1	Header Only (F)(S)	2810-527HL
1	Header Extrusion Only (F)(S)	2810-572
2	Header Endcaps	2810-334
3	Mounting Bracket - 3 3/4"	2810-375
4	Mounting Bracket - 2 3/4"	2810-275
5	Rear Mount Bracket	2810-3018
6	Breakaway Door Stop	2810-384B
7	Fixed Door Stop	2810-384F

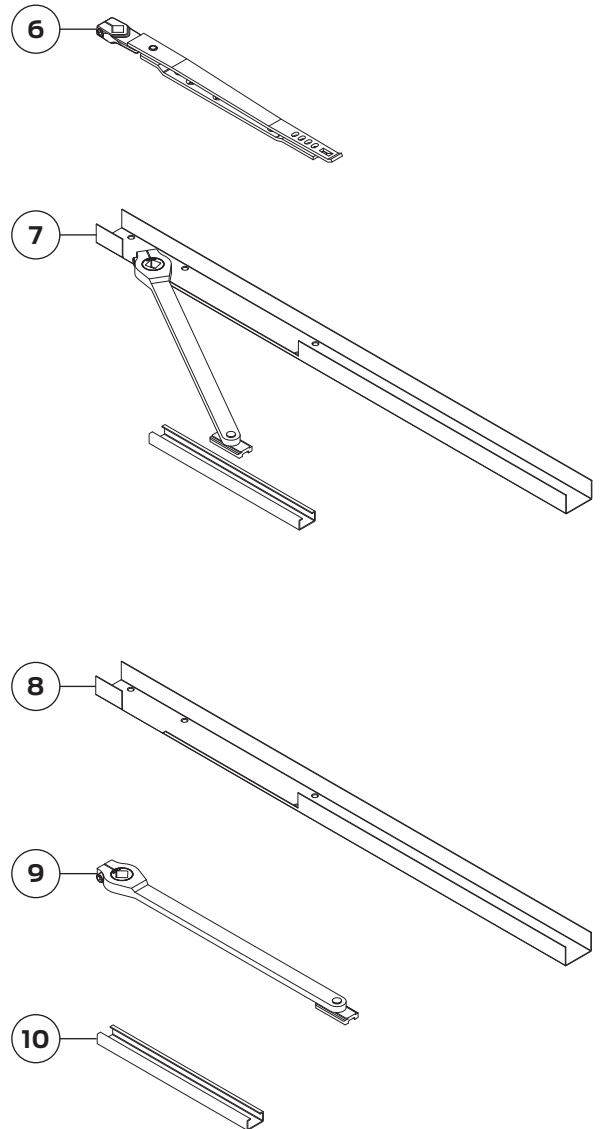
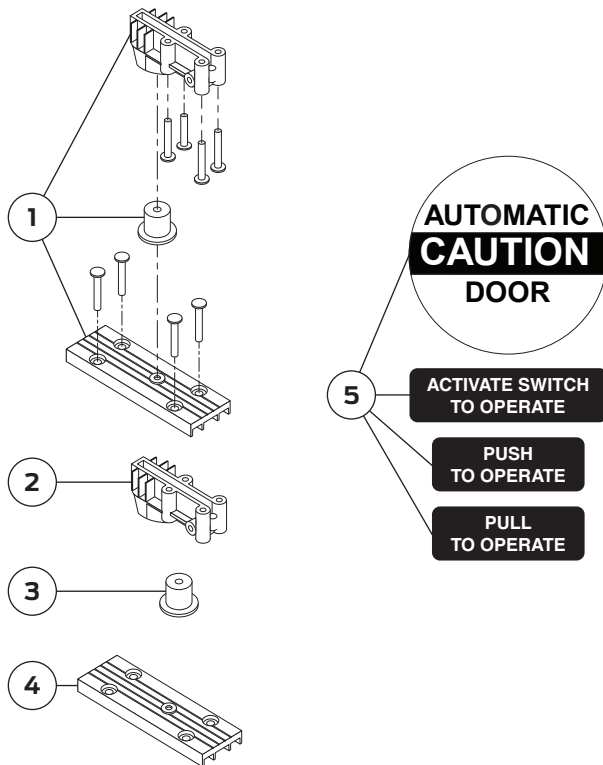
No.	Description	Part number
8	Controller	2810-3462
9	Motor Gearbox (H)	2810-3454
10	Spindle Plate - 2 3/4" (F)	2810-11A
11	Spindle Plate - 3 3/4" (F)	2810-11B
12	Blank Filler Plate (F)(S)	2810-12
12	Dress Plate Extrusion Only (F)(S)	2810-511
13	Double Door Header Assembly (F)(S)*	2810-3572DD
13	Double Door Header Asy w/ Stop Prep (F)(S)*	2810-3572DD/S
13	Double Door Header w/ Manual Prep (F)(S)*	2810-3572DD/MP
13	Double Door Header Only (F)(S)	2810-572DD
13	Double Door Header Only w/ Stop Prep (F)(S)	2810-572DD/S

* Includes Nos. 2(2), 3 or 4, 5, 10 or 11, 12, & 14(2).

Please specify finish (F), size (S) and hand (H) where indicated. See the latest edition of the LCN catalog for part descriptions and specifications on many of the items shown above. List prices for items shown above can be located in the current LCN price book.

2810 Series "Senior Swing"

Arms & Additional Components



No.	Description	Part number
1	Bottom Pivot Assembly *	2810-3107
2	Pivot Body	2810-107
3	Pivot Post	2810-110
4	Bottom Pivot Plate	2810-117
5	Label Kit †	2810-3155
6	Center Pivot Arm	2810-3077CP
7	Offset Armw/Track & Conc Channel (F)(S)(H)‡	2810-3077OPCM
8	Concealing Channel (F)(S)(H)	2810-3072
9	Offset/Butt Hung Arm	2810-3077OP

* Includes Nos. 2, 3, & 4.

† Also Includes LE Label Kit Instructions, HDR Jamb Template, & Surface Template.

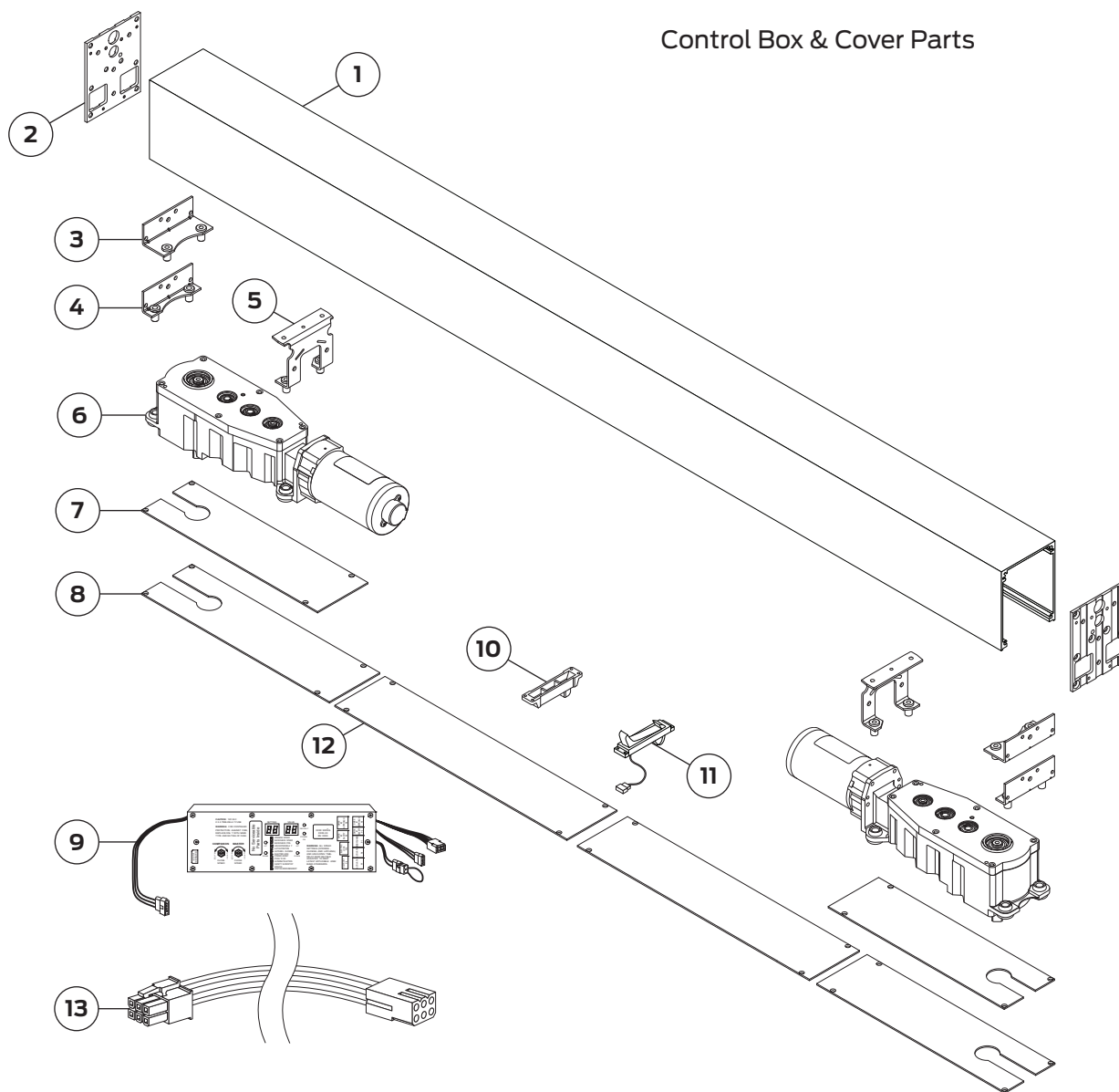
‡ Includes Nos. 8, 9, & 10.

No.	Description			Part number
10	Slide			2810-168
11	Screw Pack (Not Shown)			2810-MS
12	Cable/Parts Bag (Not Shown)			2810-518
	A	Ground Cable Assembly	F	Activate Cable Assembly
	B	Power Cable Assembly	G	ES Relay Cable Assembly
	C	24V Rectifier Kit	H	5/16-18 x 3/4 Bolt
	D	Adhesive Mount Clip	I	10-32 x 3/8 Hex Screw Green
	E	5/16 Flat Washer		

Please specify finish (F), size (S), and hand (H) where indicated. See the latest edition of the LCN catalog for part descriptions and specifications on many of the items shown above. List prices for items shown above can be located in the current LCN price book.

2850 Series "Senior Swing"

Control Box & Cover Parts



No.	Description	Part number
1	Header Assembly (F)(S)*	2850-3572HL
1	Header Assembly w/ Stop Prep (F)(S)*	2850-3572HL/S
1	Header Only w/ Stop Prep (F)(S)	2850-572HL/S
1	Header Only (F)(S)	2850-527HL
1	Header Extrusion Only (F)(S)	2850-572
2	Header Endcaps (F)	2850-334
3	Mounting Bracket - 3 3/4"	2850-375
4	Mounting Bracket - 2 3/4"	2850-275
5	Rear Mount Bracket	2850-3018

* Includes Nos. 2(2), 3 or 4, 5, 10 or 11, 12, & 14(2).

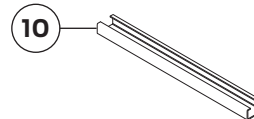
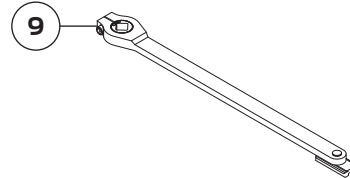
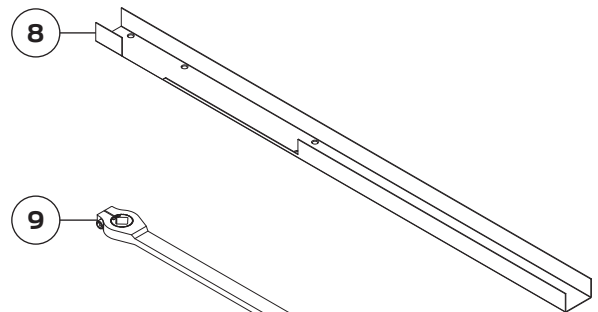
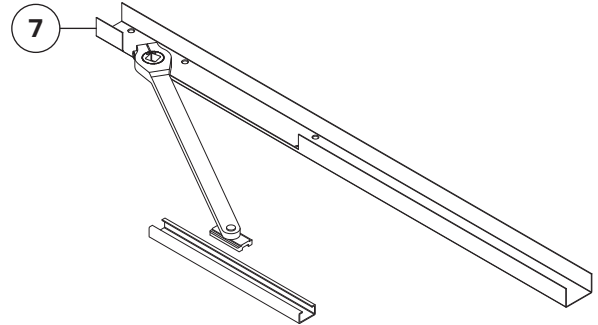
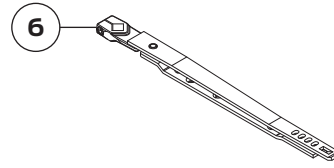
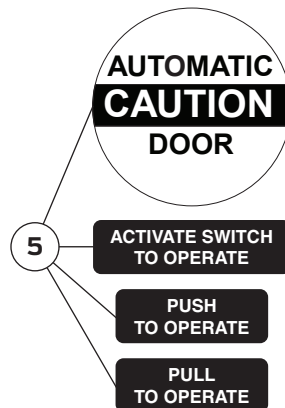
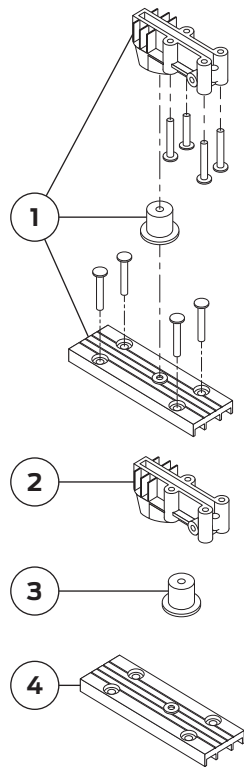
No.	Description	Part number
6	Motor Gearbox (H)	2860-3454
7	Spindle Plate - 2 3/4" (F)	2860-11A
8	Spindle Plate - 3 3/4" (F)	2860-11B
9	Control Box†	2860-3462
10	Fixed Door Stop	2860-384F
11	Breakaway Door Stop	2860-384B
12	Blank Filler Plate (F)(S)	2860-12
12	Dress Plate Extrusion Only (F)(S)	2850-511
13	Companion Cable	2850-982

† Includes No. 13.

Please specify finish (F), size (S), and hand (H) where indicated. See the latest edition of the LCN catalog for part descriptions and specifications on many of the items shown above. List prices for items shown above can be located in the current LCN price book.

2850 Series "Senior Swing"

Arms & Additional Components



No.	Description	Part number
1	Bottom Pivot Assembly	2850-3107
2	Pivot Body	2850-107
3	Pivot Post	2850-110
4	Bottom Pivot Plate	2850-117
5	Label Kit *	2850-3155
6	Center Pivot Arm	2850-3077CP
7	Offset Arm w/ Track & Conc Channel (F)(S)(H)†	2850-3077OPCM
8	Concealing Channel (F)(S)(H)	2850-3072
9	Offset/Butt Hung Arm	2850-3077OP

* Includes Nos. 2, 3, & 4.

† Also Includes LE Label Kit Instructions, HDR Jamb Template, & Surface Template.

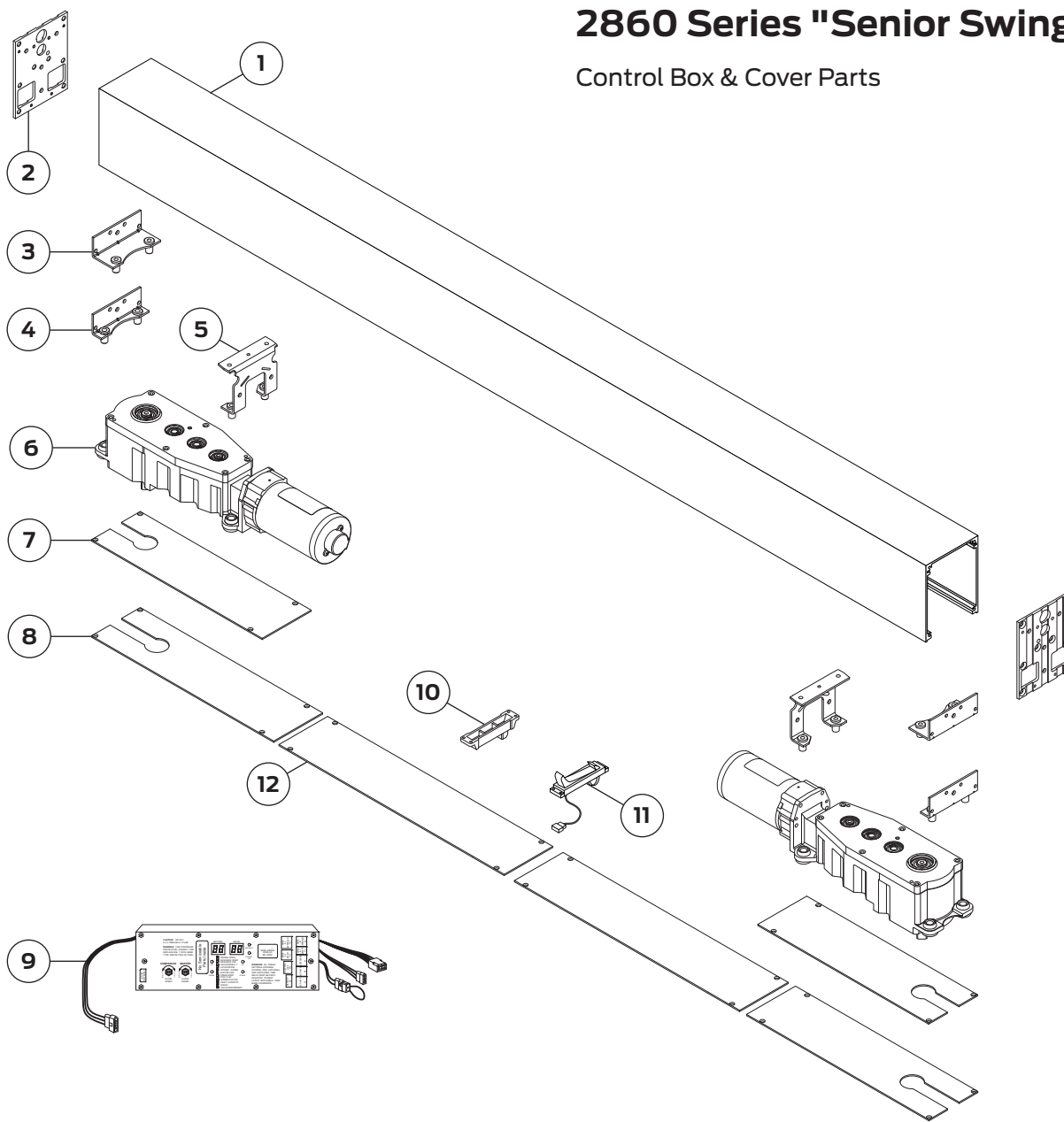
‡ Includes Nos. 8, 9, & 10.

No.	Description				Part number
10	Slide				2850-168
11	Screw Pack (Not Shown)				2850-MS
12	Cable/Parts Bag (Not Shown)				2850-518
	A	Ground Cable Assembly	F	Activate Cable Assembly	
	B	Power Cable Assembly	G	ES Relay Cable Assembly	
	C	24V Rectifier Kit	H	5/16-18 x 3/4 Bolt	
	D	Adhesive Mount Clip	I	10-32 x 3/8 Hex Screw Green	
	E	5/16 Flat Washer			

Please specify finish (F), size (S), & hand (H) where indicated. See the latest edition of the LCN catalog for part descriptions and specifications on many of the items shown above. List prices for items shown above can be located in the current LCN price book.

2860 Series "Senior Swing"

Control Box & Cover Parts



No.	Description	Part number
1	Header Assembly (F)(S)*	2860-3572HL
1	Header Assembly w/ Stop Prep (F)(S)*	2860-3572HL/S
1	Header Only w/ Stop Prep (F)(S)	2860-572HL/S
1	Header Only (F)(S)	2860-527HL
1	Header Extrusion Only (F)(S)	2860-572
2	Header Endcaps (F)	2860-334
3	Mounting Bracket - 3 3/4"	2860-375
4	Mounting Bracket - 2 3/4"	2860-275
5	Rear Mount Bracket	2860-3018

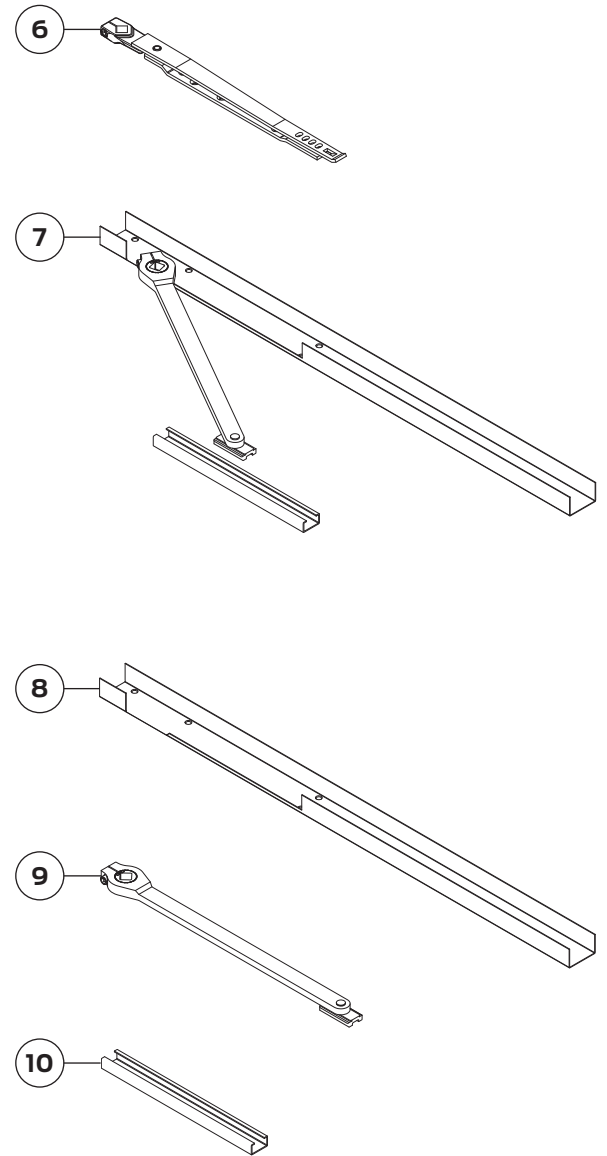
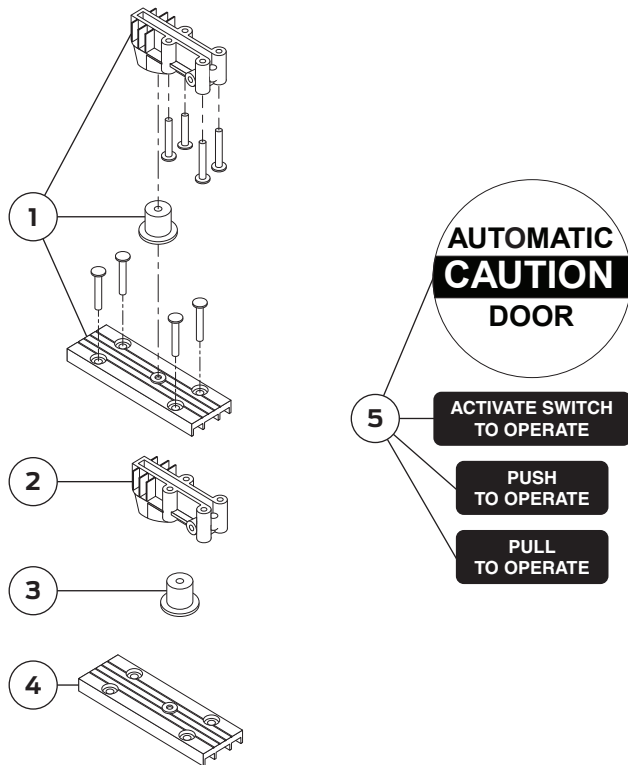
* Includes Nos. 2(2), 3 or 4, 5, 10 or 11, 12, & 13(2).

No.	Description	Part number
6	Motor Gearbox (H)	2860-3454
7	Spindle Plate - 2 3/4" (F)	2860-11A
8	Spindle Plate - 3 3/4" (F)	2860-11B
9	Control Box	2860-3462
10	Fixed Door Stop	2860-384F
11	Breakaway Door Stop	2860-384B
12	Blank Filler Plate (S) (F)	2860-12
12	Dress Plate Extrusion Only (S)(F)	2860-511

Please specify finish (F), size (S), and hand (H) where indicated. See the latest edition of the LCN catalog for part descriptions and specifications on many of the items shown above. List prices for items shown above can be located in the current LCN price book.

2860 Series "Senior Swing"

Arms & Additional Components



No.	Description	Part number
1	Bottom Pivot Assembly *	2860-3107
2	Pivot Body	2860-107
3	Pivot Post	2860-110
4	Bottom Pivot Plate	2860-117
5	Label Kit †	2860-3155
6	Center Pivot Arm	2860-3077CP
7	Offset Arm w/ Track & Conc Channel (F)(S)(H)‡	2860-3077OPCM
8	Concealing Channel (F)(S)(H)	2860-3072
9	Offset/Butt Hung Arm	2860-3077OP

* Includes Nos. 2, 3, & 4.

† Also Includes LE Label Kit Instructions, HDR Jamb Template, & Surface Template.

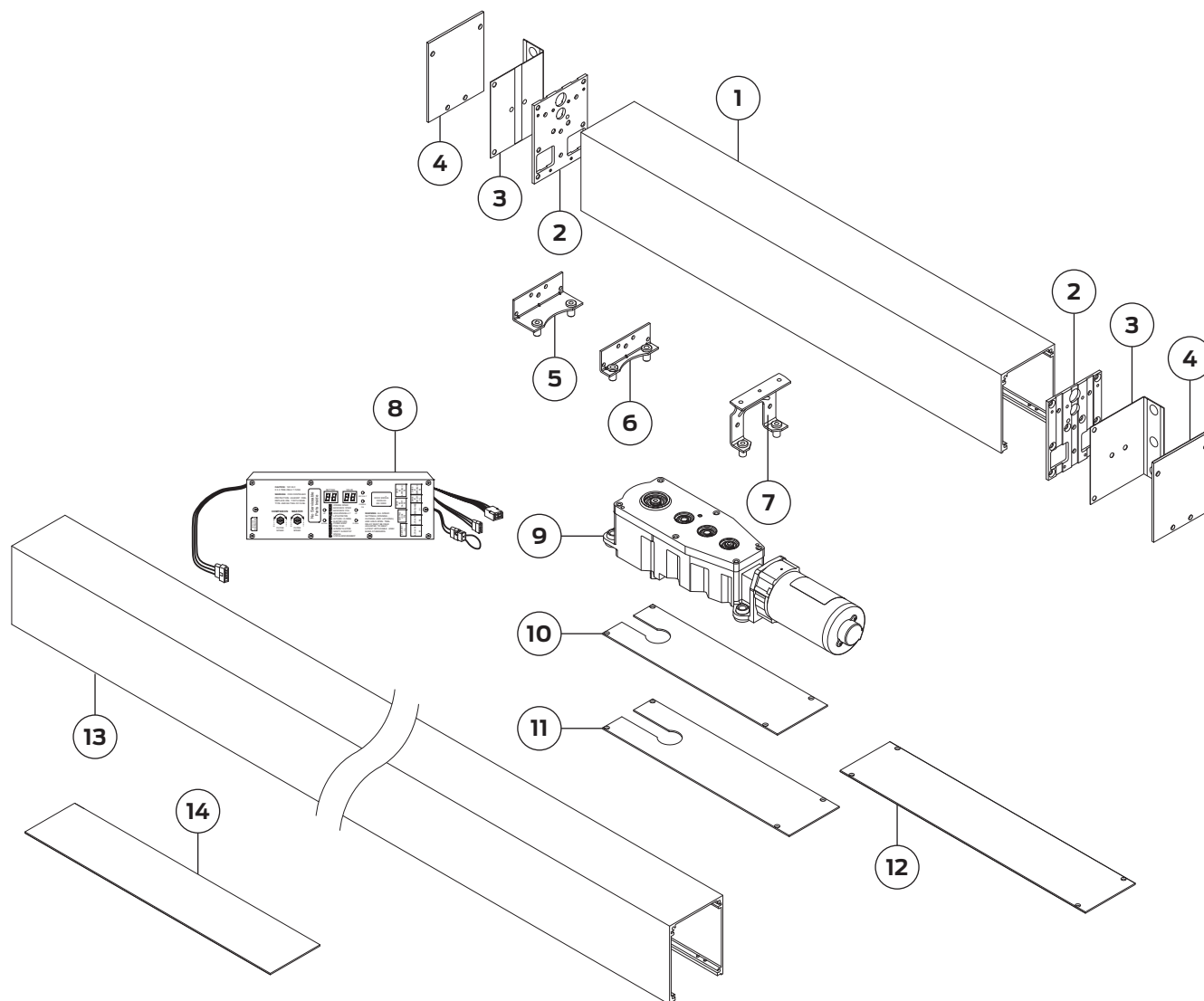
‡ Includes Nos. 8, 9, & 10.

No.	Description				Part number
10	Slide				2860-168
11	Screw Pack (Not Shown)				2860-MS
12	Cable/Parts Bag (Not Shown)				2860-518
	A	Ground Cable Assembly	F	Activate Cable Assembly	
	B	Power Cable Assembly	G	ES Relay Cable Assembly	
	C	24V Rectifier Kit	H	5/16-18 x 3/4 Bolt	
	D	Adhesive Mount Clip	I	10-32 x 3/8 Hex Screw Green	
	E	5/16 Flat Washer			

Please specify finish (F), size (S), and hand (H) where indicated. See the latest edition of the LCN catalog for part descriptions and specifications on many of the items shown above. List prices for items shown above can be located in the current LCN price book.

9530 Series "Senior Swing"

Control Box & Cover Parts



No.	Description	Part number
1	Header Assembly (F)(S)*	9530-3572HL
1	Header Only (F)(S)	9530-572HL
1	Header Extrusion Only (F)(S)	9530-572
2	Header Endcaps (F)	9530-334
3	Angled Mounting Brackets (F)	9530-334-1
4	End Dress Plates (F)	9530-334-2
5	Mounting Bracket - 3 3/4"	9530-375
6	Mounting Bracket - 2 3/4"	9530-275
7	Rear Mount Bracket	9530-3018

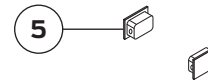
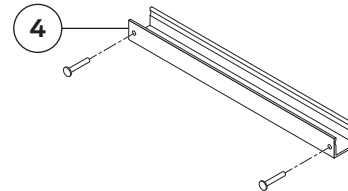
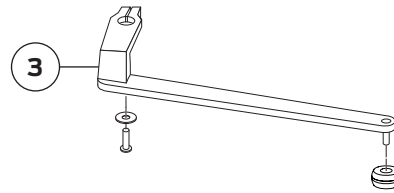
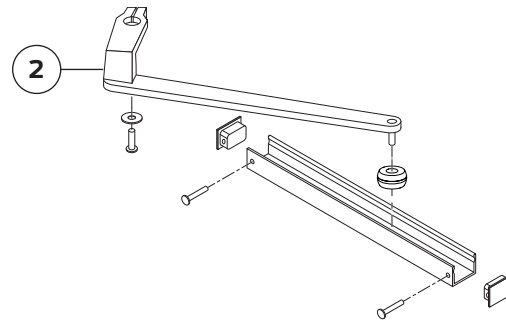
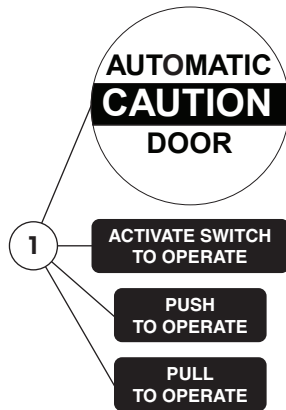
No.	Description	Part number
8	Controller	9530-3462
9	Motor Gearbox (H)	9530-3454
10	Spindle Plate - 2 3/4" (F)	9530-11A
11	Spindle Plate - 3 3/4" (F)	9530-11B
12	Blank Filler Plate (F)(S)	9530-12
12	Dress Plate Extrusion Only (F)(S)	9530-511
13	Double Door Header Assembly (F)(S)*	9530-3572DD
13	Double Door Header Only (F)(S)	9530-572DD
14	Mounting Plate (F)(S)	9530-18

* Includes Nos. 2(2), 3(2) or 4(2), 5 or 6, 7, 10 or 11, & 12.

Please specify finish (F), size (S), and hand (H) where indicated. See the latest edition of the LCN catalog for part descriptions and specifications on many of the items shown above. List prices for items shown above can be located in the current LCN price book.

9530 Series "Senior Swing"

Arms & Additional Components



No.	Description	Part number
1	Label Kit *	9530-3155
2	Standard Arm w/ Track (F)(H)†	9530-3077PLCM
3	Standard Arm (F)(H)	9530-3077T
4	Track (F)‡	9530-3038
5	Track Endcaps	9530-73
6	Track Roller	9530-3034
7	Screw Pack (Not Shown)(F)	9530-MS

* Also Includes LE Label Kit Instructions, HDR Jamb Template, & Surface Template.

No.	Description				Part number
8	Cable/Parts Bag (Not Shown)				9530-518
	A	Ground Cable Assembly	F	Activate Cable Assembly	
	B	Power Cable Assembly	G	ES Relay Cable Assembly	
	C	24V Rectifier Kit	H	5/16-18 x 3/4 Bolt	
	D	Adhesive Mount Clip	I	10-32 x 3/8 Hex Screw Green	
	E	5/16 Flat Washer			

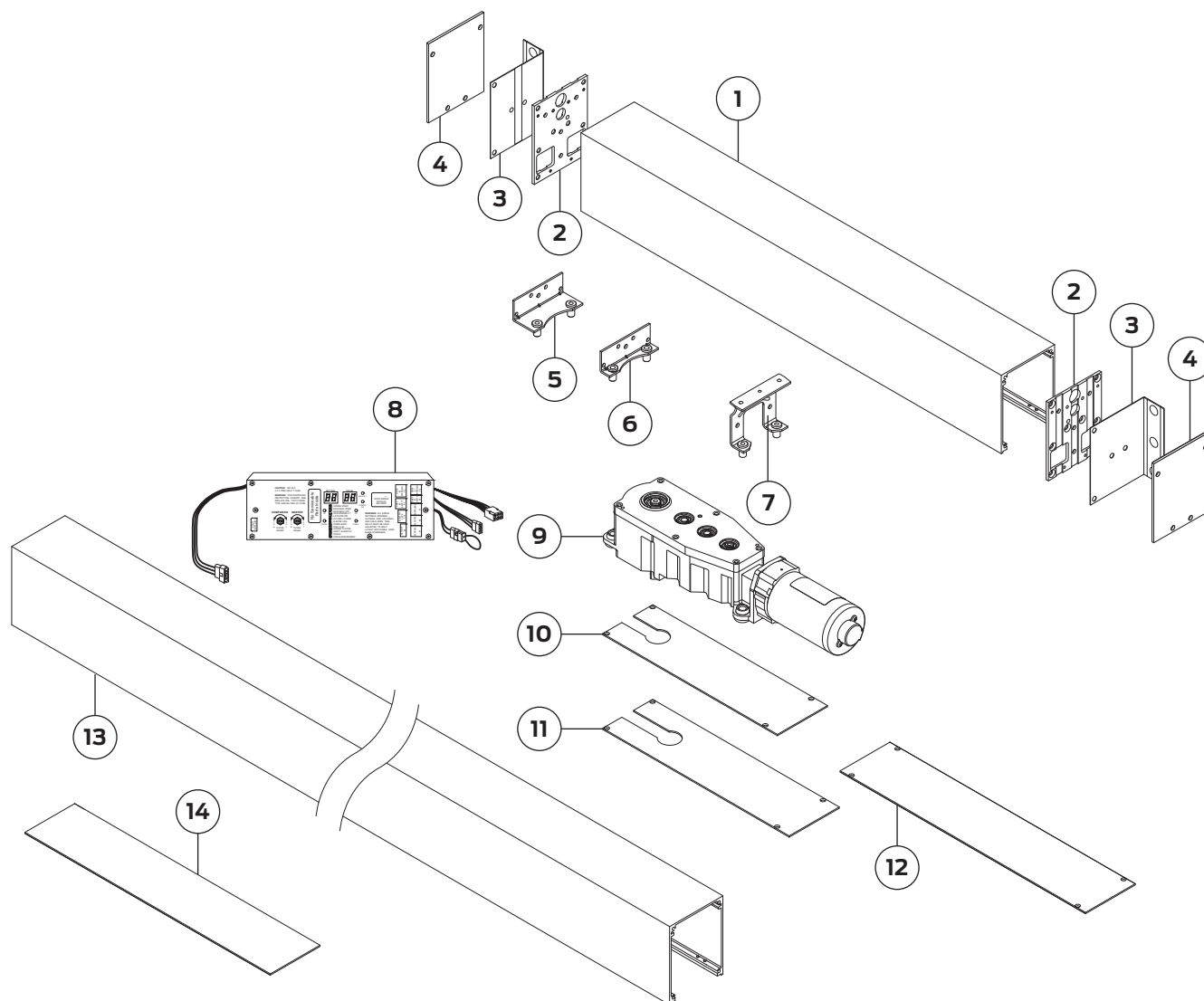
† Includes Nos. 3, 4, & 6.

‡ Includes No. 5(2).

Please specify finish (F), size (S), and hand (H) where indicated. See the latest edition of the LCN catalog for part descriptions and specifications on many of the items shown above. List prices for items shown above can be located in the current LCN price book.

9540 Series "Senior Swing"

Control Box & Cover Parts



No.	Description	Part number
1	Header Assembly (F)(S)*	9540-3572HL
1	Header Only (F)(S)	9540-572HL
1	Header Extrusion Only (F)(S)	9540-572
2	Header Endcaps (F)	9540-334
3	Angled Mounting Bracket (F)	9540-334-1
4	End Dress Plates (F)	9540-334-2
5	Mounting Bracket - 3 3/4"	9540-375
6	Mounting Bracket - 2 3/4"	9540-275
7	Rear Mount Bracket	9540-3018

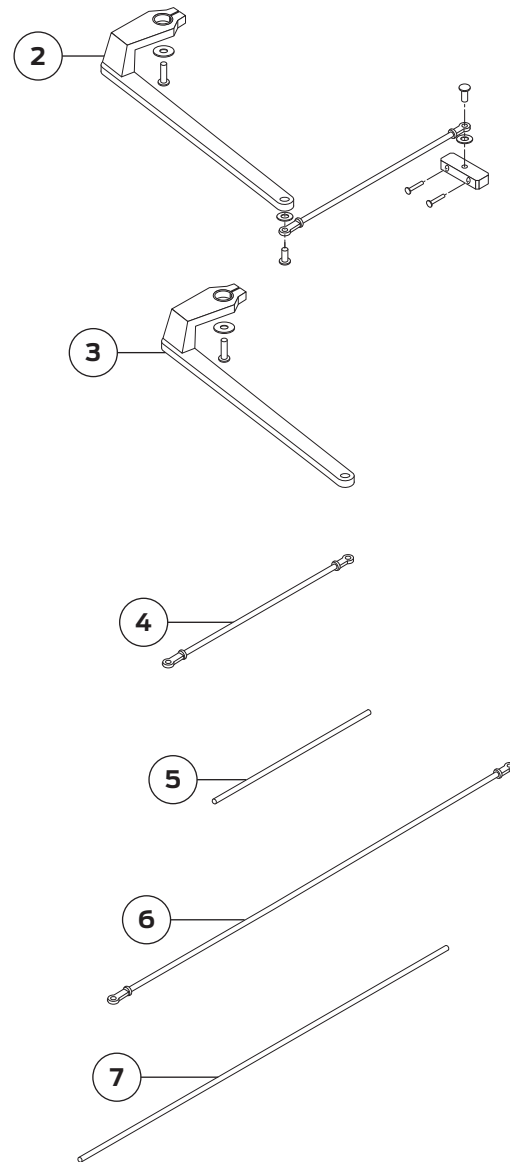
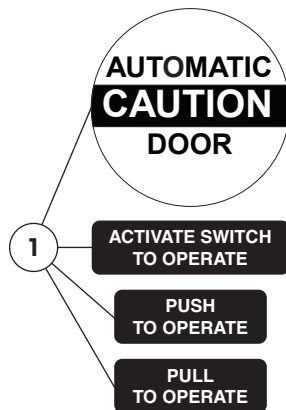
No.	Description	Part number
8	Controller	9540-3462
9	Motor Gearbox (H)	9540-3454
10	Spindle Plate - 2 3/4" (F)	9540-11A
11	Spindle Plate - 3 3/4" (F)	9540-11B
12	Blank Filler Plate (F)(S)	9540-12
12	Dress Plate Extrusion Only (F)(S)	9540-511
13	Double Door Header Assembly (F)(S)*	9540-3572DD
13	Double Door Header Only (F)(S)	9540-572DD
14	Mounting Plate (F)(S)	9540-18

* Includes Nos. 2(2), 3(2) or 4(2), 5 or 6, 7, 10 or 11, & 12.

Please specify finish (F), size (S), and hand (H) where indicated. See the latest edition of the LCN catalog for part descriptions and specifications on many of the items shown above. List prices for items shown above can be located in the current LCN price book.

9540 Series "Senior Swing"

Arms & Additional Components



No.	Description	Part number
1	Label Kit *	9530-3155
2	Regular Arm Assembly (F)(H) [†]	9540-3077
2	Regular Long Arm Assembly (F)(H) [‡]	9540-3077L
3	Main Arm (F)(H)	9540-77
4	Rod with Turnbuckles (F)	9540-79
5	Plain Rod	9540-82
6	Long Rod with Turnbuckles (F)	9540-79LR
7	Plain Long Rod	9540-82LR

* Also Includes LE Label Kit Instructions, HDR Jamb Template, & Surface Template.

[†] Includes Nos. 3 & 4.

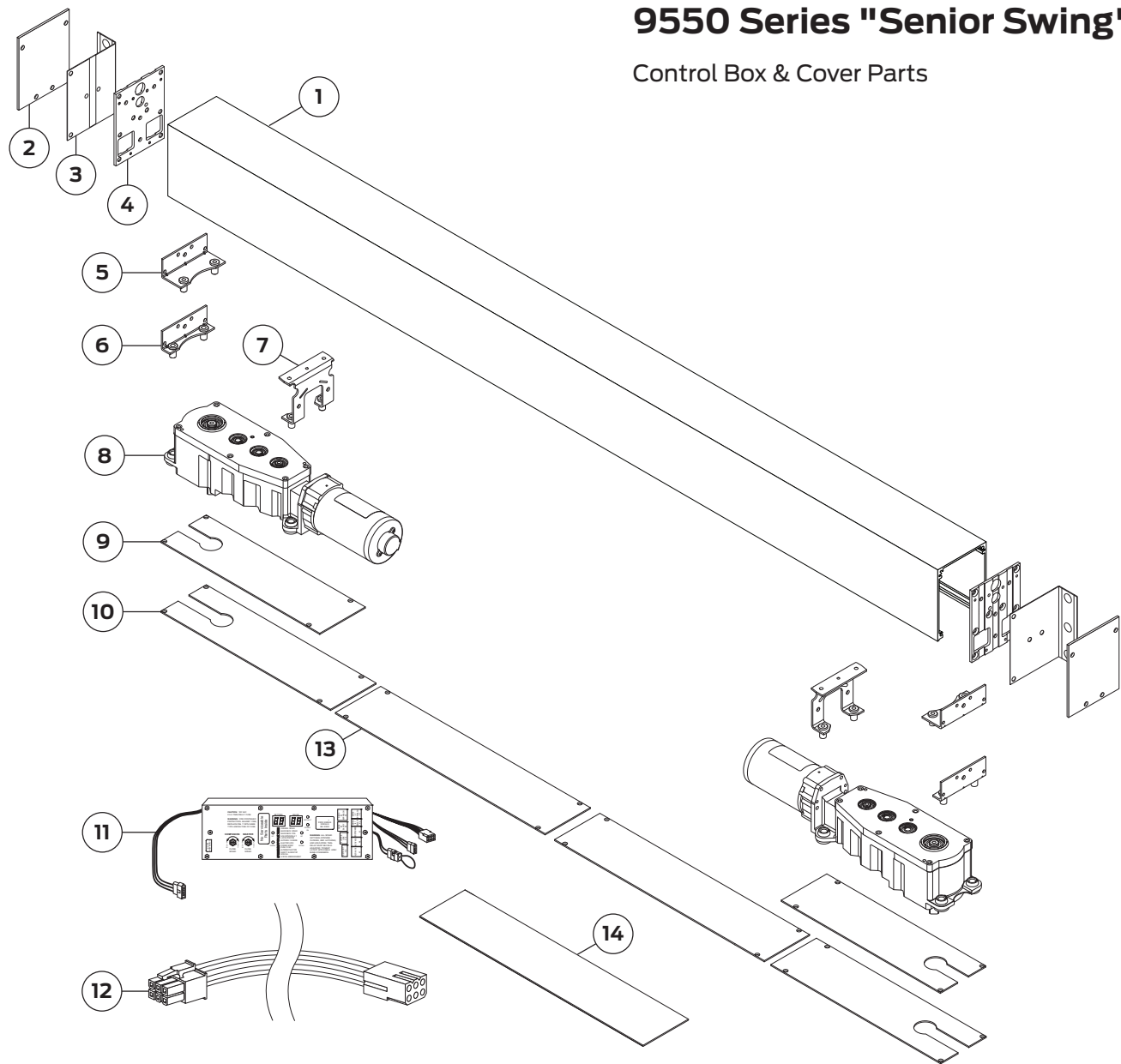
[‡] Includes Nos 3 & 6.

No.	Description				Part number
8	Screw Pack (Not Shown)				9540-MS
9	Cable/Parts Bag (Not Shown)				9540-518
	A	Ground Cable Assembly	F	Activate Cable Assembly	
	B	Power Cable Assembly	G	ES Relay Cable Assembly	
	C	24V Rectifier Kit	H	5/16-18 x 3/4 Bolt	
	D	Adhesive Mount Clip	I	10-32 x 3/8 Hex Screw Green	
	E	5/16 Flat Washer			

Please specify finish (F) and hand (H) where indicated. See the latest edition of the LCN catalog for part descriptions and specifications on many of the items shown above. List prices for items shown above can be located in the current LCN price book.

9550 Series "Senior Swing"

Control Box & Cover Parts



No.	Description	Part number
1	Header Assembly (F)(S)*	9550-3572HL
1	Header Only (F)(S)	9550-572HL
1	Header Extrusion Only (F)(S)	9550-572
2	End Dress Plates (F)	9550-334-2
3	Angled Mounting Bracket (F)	9550-334-1
4	Header Endcaps (F)	9550-334
5	Mounting Bracket - 3 3/4"	9550-375
6	Mounting Bracket - 2 3/4"	9550-275
7	Rear Mount Bracket	9550-3018

* Includes Nos. 2(2), 3(2) or 4(2), 5 or 6, 7, 10 or 11, & 12.

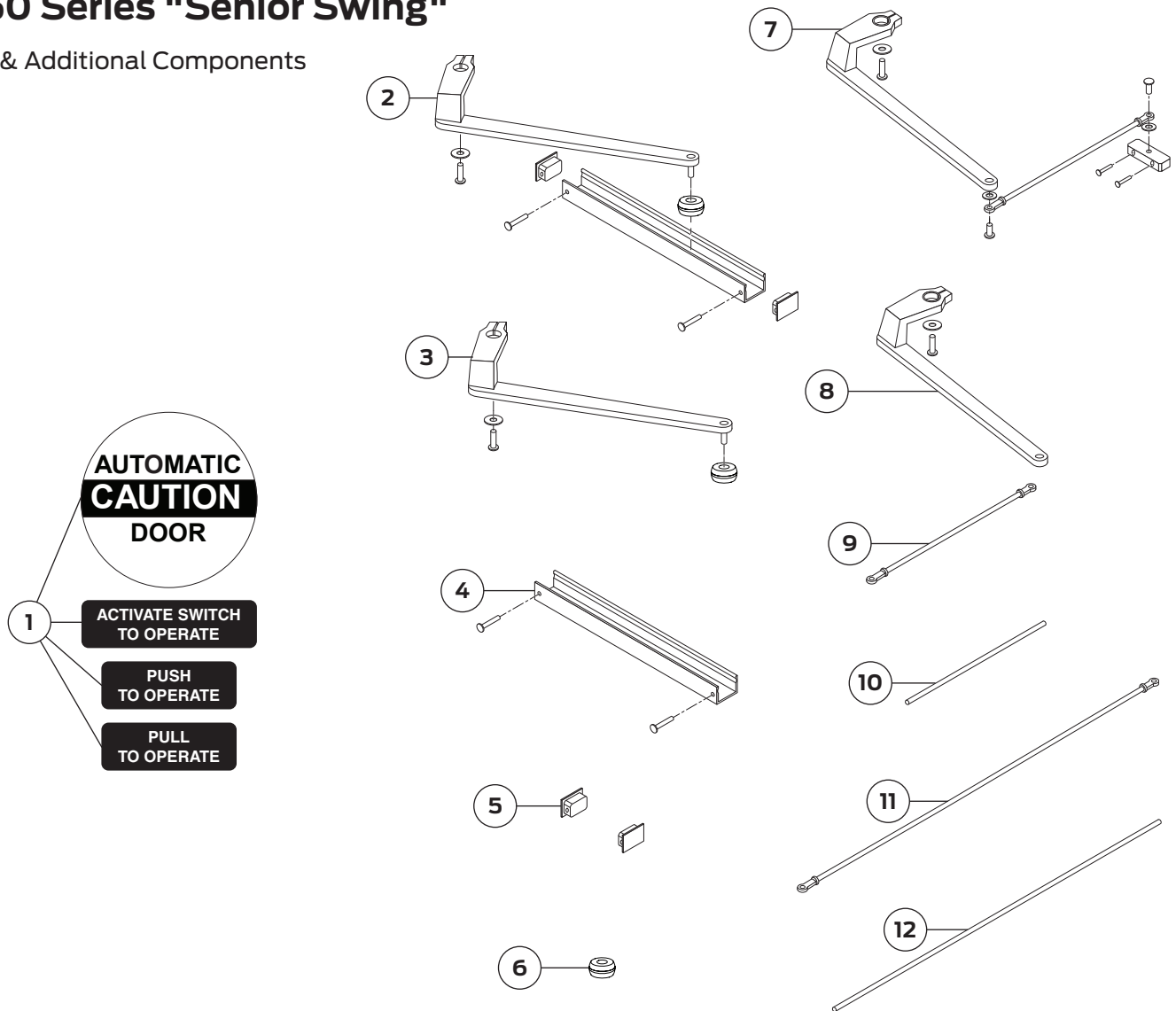
No.	Description	Part number
8	Motor Gearbox (Standard Force)	9550-3454
9	Spindle Plate - 2 3/4" (F)	9550-11A
10	Spindle Plate - 3 3/4" (F)	9550-11B
11	Controller †	9550-3462
12	Companion Cable	9550-982
13	Blank Filler Plate (F)(S)	9550-12
13	Dress Plate Extrusion Only (F)(S)	9550-511
14	Mounting Plate (F)(S)	9550-18

† Includes No. 12.

Please specify finish (F) and size (S) where indicated. See the latest edition of the LCN catalog for part descriptions and specifications on many of the items shown above. List prices for items shown above can be located in the current LCN price book.

9550 Series "Senior Swing"

Arms & Additional Components



No.	Description	Part number
1	Label Kit *	9550-3155
2	Standard Arm Assembly with Track (F)(H)†	9550-3077PLCM
3	Standard Arm (F)(H)	9550-3077T
4	Track (F)	9550-3038
5	Track Endcaps ‡	9550-73
6	Track Roller	9550-3034
7	Regular Arm Assembly (F)(H)§	9550-3077
7	Regular Long Arm Assembly (F)(H)	9550-3077L
8	Main Arm (F)(H)	9550-77
9	Rod with Turnbuckles (F)	9550-79

* Also Includes LE Label Kit Instructions, HDR Jamb Template, & Surface Template.

† Includes Nos. 3, 4, & 6.

No.	Description				Part number
10	Plain Rod				9550-82
11	Long Rod with Turnbuckles (F)				9550-79LR
12	Plain Long Rod				9550-82L
13	Screw Pack (F)(Not Shown)				9550-MS
14	Cable/Parts Bag (Not Shown)				9550-518
	A	Ground Cable Assembly	F	Activate Cable Assembly	
	B	Power Cable Assembly	G	ES Relay Cable Assembly	
	C	24V Rectifier Kit	H	5/16-18 x 3/4 Bolt	
	D	Adhesive Mount Clip	I	10-32 x 3/8 Hex Screw Green	
	E	5/16 Flat Washer			

‡ Includes No. 5(2).

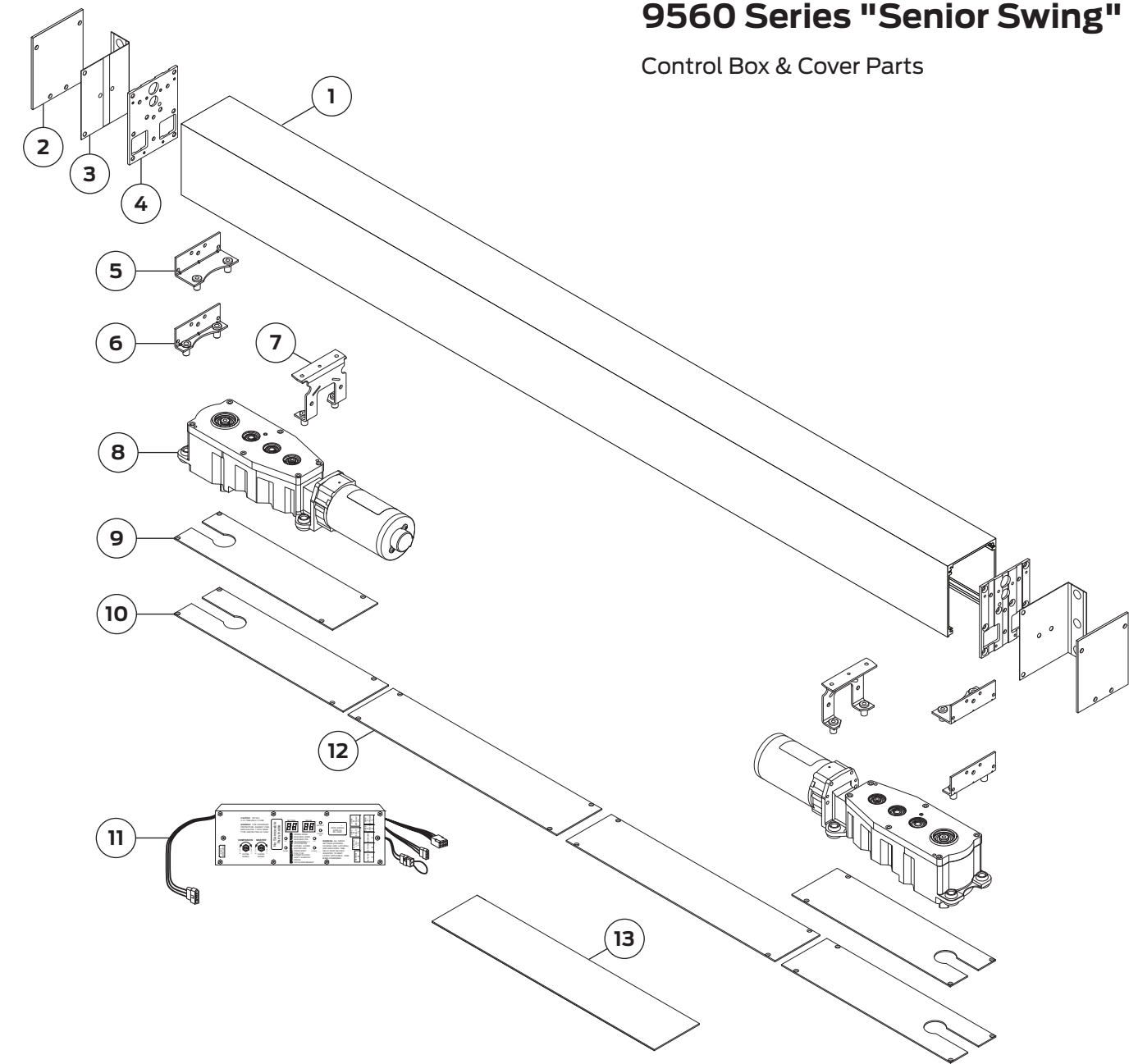
§ Includes Nos. 8 & 9.

|| Includes Nos. 8 & 11.

Please specify finish (F) and hand (H) where indicated. See the latest edition of the LCN catalog for part descriptions and specifications on many of the items shown above. List prices for items shown above can be located in the current LCN price book.

9560 Series "Senior Swing"

Control Box & Cover Parts



No.	Description	Part number
1	Header Assembly (F)(S)*	9560-3572HL
1	Header Only (F)(S)	9560-572HL
1	Header Extrusion Only (F)(S)	9560-572
2	End Dress Plates (F)	9560-334-2
3	Angled Mounting Bracket (F)	9560-334-1
4	Header Endcaps (F)	9560-334
5	Mounting Bracket - 3 3/4"	9560-375
6	Mounting Bracket - 2 3/4"	9560-275

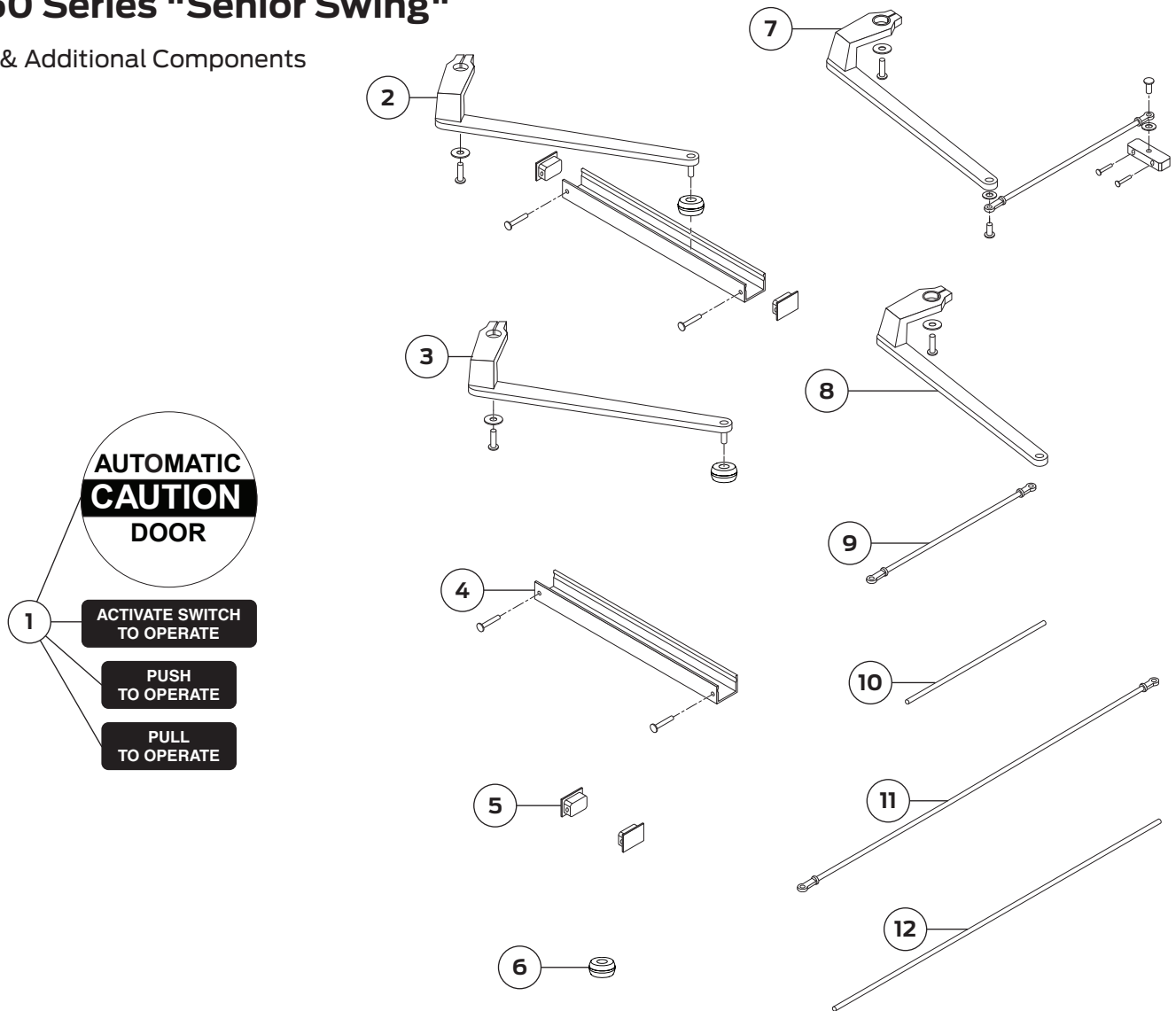
* Includes Nos. 2(2), 3(2) or 4(2), 5 or 6, 7, 10 or 11, & 12.

Please specify finish(F), size (S), and hand (H) where indicated. See the latest edition of the LCN catalog for part descriptions and specifications on many of the items shown above. List prices for items shown above can be located in the current LCN price book.

No.	Description	Part number
7	Rear Mount Bracket	9560-3018
8	Motor Gearbox (H)	9560-3454
9	Spindle Plate - 2 3/4" (F)	9560-11A
10	Spindle Plate - 3 3/4" (F)	9560-11B
11	Controller	9560-3462
12	Blank Filler Plate (F)(S)	9560-12
12	Dress Plate Extrusion Only (F)(S)	9560-511
13	Mounting Plate (F)(S)	9560-18

9560 Series "Senior Swing"

Arms & Additional Components



No.	Description	Part number
1	Label Kit *	9560-3155
2	Standard Arm Assembly with Track (F)(H)†	9560-3077PLCM
3	Standard Arm (F)(H)	9560-3077T
4	Track (F)	9560-3038
5	Track Endcaps‡	9560-73
6	Track Roller	9560-3034
7	Regular Arm Assembly (F)(H)§	9560-3077
7	Regular Long Arm Assembly (F)(H)	9560-3077L
8	Main Arm (F)(H)	9560-77
9	Rod with Turnbuckles (F)	9560-79

* Also Includes LE Label Kit Instructions, HDR Jamb Template, & Surface Template.

† Includes Nos. 3, 4, & 6.

No.	Description				Part number
10	Plain Rod				9560-82
11	Long Rod with Turnbuckles (F)				9560-79LR
12	Plain Long Rod				9560-82L
13	Screw Pack (Not Shown)(F)				9560-MS
14	Cable/Parts Bag (Not Shown)				9560-518
	A	Ground Cable Assembly	F	Activate Cable Assembly	
	B	Power Cable Assembly	G	ES Relay Cable Assembly	
	C	24V Rectifier Kit	H	5/16-18 x 3/4 Bolt	
	D	Adhesive Mount Clip	I	10-32 x 3/8 Hex Screw Green	
	E	5/16 Flat Washer			

‡ Includes No. 5(2).

§ Includes Nos. 8 & 9.

|| Includes Nos. 8 & 11.

Please specify finish (F) and hand (H) where indicated. See the latest edition of the LCN catalog for part descriptions and specifications on many of the items shown above. List prices for items shown above can be located in the current LCN price book.

About Allegion™

Allegion (NYSE: ALLE) is a global pioneer in safety and security, with leading brands like CISA®, Interflex®, LCN®, Schlage® and Von Duprin®. Focusing on security around the door and adjacent areas, Allegion produces a range of solutions for homes, businesses, schools and other institutions. Allegion is a \$2 billion company, with products sold in almost 130 countries.

For more, visit **www.allegion.com**.

aptiQ ■ LCN ■ **SCHLAGE** ■ STEELCRAFT ■ VON DUPRIN