


GLYNN-JOHNSON®

Price Book 2011A

Effective July 18, 2011

Effective
July 18, 2011



Customer Service Telephone and Fax Numberssee below
 Finish Listsee below
 Sales Terms and Conditions3, 34-35

PRODUCTS

Overhead Holders & Stops

Function & Option Guide4
 How to Order4
 70/79 Series Surface5
 81 Series Surface6
 90 Series Surface7
 100 Series Concealed8
 410 Series Concealed9
 450 Series Surface10
 280 Series (Sensaguard)11

Push/Pull (Hospital) Latches

HL6 Push/Pull Latches12
 HL6 with Mortise Locks13
 PL7 & PL8 Privacy Latches12
 Ordering Guide for Engraved Latches14

Warranty33

PARTS

Parts for 70 and 79 Series Overhead Holders & Stops16-18
 Parts for 80/81 Series Overhead Holders & Stops18-19
 Parts for 90 Series Overhead Holders & Stops20-21
 Parts for 100 Series Overhead Holders & Stops22-23
 Parts for 410/450 Series Overhead Holders & Stops24-26
 Parts for 280 Sensaguard Overhead Holder26
 Parts for HL6/PL7/PL8 Series Push/Pull Latches27-32

Finish List (Nearest US and BHMA Equivalentents)

| U.S. # | BHMA # | Description |
|-------------------------------|---------------|--|
| US3 | 605 | Brass, Polished |
| US4 | 606 | Brass, Satin |
| US10 | 612 | Bronze, Satin |
| US10B | 613 | Bronze, Dark Oxidized Satin, Oil Rubbed |
| US26 | 625 | Chromium Plated, Polished |
| US26D | 626 | Chromium Plated, Satin |
| US28 | 628 | Aluminum, Clear Anodized, Satin |
| US32 | 629 | Stainless Steel, Polished |
| US32D | 630 | Stainless Steel, Satin |
| 313AN | 710 | Aluminum, Dark Bronze Anodized |
| Glynn-Johnson Finish # | BHMA # | The following are powder-coat painted finishes: |
| SP10 | 691 | Bronze |
| SP4 | 706 | Brass |
| SP28 | 689 | Aluminum |
| SPBLK | 622 | Black |
| SP313 | 695 | Dark Bronze |
| 652 | 652 | Chrome-Like Coating on Steel |

For a list of available BAA/ARRA compliant products please contact your local SSC or sales representative to see the Ingersoll Rand Security Technologies BAA/ARRA catalog.

Customer Service 1-877-613-8766 Fax 1-877-424-8494 Technical Support 1-888-371-7331

PLEASE NOTE: For authorized **IRFASTTRACK** customers, please refer to **IRFASTTRACK** Price Book for products available in 24-hour or 5-days. Customer Service 1-866-ICALLIR (1-866-422-5547) Fax: 1-800-288-4242

Prices subject to change without notice

**70 Series Heavy-Duty
79 Series Extra Heavy-Duty
Surface Overhead Holders & Stops**



| Item* | Description | US10, US26D | US3, US4, US10B, US26 | SP28, SP4, SP10, SP313, SPBLK |
|-------|------------------------------|----------------|-----------------------------|--|
| 702H | 70 Series, Size 2, Hold-Open | \$224 | \$237 | \$211 |
| 703H | 70 Series, Size 3, Hold-Open | 224 | 237 | 211 |
| 704H | 70 Series, Size 4, Hold-Open | 224 | 237 | 211 |
| 705H | 70 Series, Size 5, Hold-Open | 224 | 237 | 211 |
| 706H | 70 Series, Size 6, Hold-Open | 224 | 237 | 211 |
| 702S | 70 Series, Size 2, Stop-Only | 224 | 237 | 211 |
| 703S | 70 Series, Size 3, Stop-Only | 224 | 237 | 211 |
| 704S | 70 Series, Size 4, Stop-Only | 224 | 237 | 211 |
| 705S | 70 Series, Size 5, Stop-Only | 224 | 237 | 211 |
| 706S | 70 Series, Size 6, Stop-Only | 224 | 237 | 211 |
| 792H | 79 Series, Size 2, Hold-Open | 625 | 632 | 466 |
| 793H | 79 Series, Size 3, Hold-Open | 625 | 632 | 466 |
| 794H | 79 Series, Size 4, Hold-Open | 625 | 632 | 466 |
| 795H | 79 Series, Size 5, Hold-Open | 625 | 632 | 466 |
| 796H | 79 Series, Size 6, Hold-Open | 625 | 632 | 466 |
| 792S | 79 Series, Size 2, Stop-Only | 625 | 632 | 466 |
| 793S | 79 Series, Size 3, Stop-Only | 625 | 632 | 466 |
| 794S | 79 Series, Size 4, Stop-Only | 625 | 632 | 466 |
| 795S | 79 Series, Size 5, Stop-Only | 625 | 632 | 466 |
| 796S | 79 Series, Size 6, Stop-Only | 625 | 632 | 466 |

*For help in determining the size, please see chart below.

Options and Accessories

| Item | Description | US32D | List Add | | |
|------------------------------|---|-------|----------------|-----------------------------|--|
| | | | US10, US26D | US3, US4, US10B, US26 | SP28, SP4, SP10, SP313, SPBLK |
| J suffix (70 series)* | Angle Jamb Bracket | – | \$58 | \$58 | \$58 |
| J suffix (79 series)* | Angle Jamb Bracket | – | 129 | 160 | 129 |
| SNB-1 suffix (70) | Sex bolt (set) --- Doors up to 2" thick | – | 28 | 28 | 28 |
| SNB-2 suffix (70) | Sex bolt (set) --- Doors up to 3" thick | – | 35 | 35 | 35 |
| SNB-1 suffix (79) | Sex bolt (set) --- Doors up to 2" thick | – | 55 | 55 | 55 |
| SNB-2 suffix (79) | Sex bolt (set) --- Doors up to 3" thick | – | 64 | 64 | 64 |
| SOC suffix (70) | Pin-in-Socket Security Screws | \$27 | – | – | – |
| SOC suffix (79) | Pin-in-Socket Security Screws | 25 | – | – | – |
| AJK 70* | 70 Series Angle Jamb Bracket Kit | – | 58 | 58 | 58 |
| AJK 79* | 79 Series Angle Jamb Bracket Kit | – | 129 | 160 | 129 |
| For Door thickness over 3" – | | | 69 | 69 | 69 |

* Note: Angle Jamb Brackets affix to Standard Jamb Brackets to allow for flush transom or hinge side mounting. Conversion Kits are sold separately in the Parts Price List.

Optional Finishes – RAL Powder-Coat Finish (For information on available colors, consult factory)

| Item | Description | List Add |
|------------------|---|----------|
| 1 - 10 Units | List Add to Stainless Steel (US32D) price | \$76 |
| 11 - 25 Units | List Add to Stainless Steel (US32D) price | 52 |
| 26 or more Units | List Add to Stainless Steel (US32D) price | 38 |

70 & 79 Series Sizing Chart – This chart illustrates the most common types of hinging & door opening sizes. For unusual door or hinge details, consult Glynn-Johnson's Technical Support.


Opening size with doors hung with:

| Series & Size | Butts/Offset Pivots | Center Pivot |
|---------------|---------------------|--------------|
| 702 & 792 | 23-1/16"-27" | 27-1/16"-33" |
| 703 & 793 | 27-1/16"-33" | 33-1/16"-39" |
| 704 & 794 | 33-1/16"-39" | 39-1/16"-45" |
| 705 & 795 | 39-1/16"-45" | 45-1/16"-51" |
| 706 & 796 | 45-1/16"-54" | 51-1/16"-59" |

Prices subject to change without notice

81 Series Heavy-Duty Surface Overhead Holders & Stops

(Formerly 80 Series)



| Item* | Description | US32D | US4, US10, US10B | US3, US32 | 652 |
|-------|------------------------------|-------|------------------|-----------|-------|
| 813H | 81 Series, Size 3, Hold-Open | \$341 | \$388 | \$406 | \$288 |
| 814H | 81 Series, Size 4, Hold-Open | 341 | 388 | 406 | 288 |
| 815H | 81 Series, Size 5, Hold-Open | 341 | 388 | 406 | 288 |
| 816H | 81 Series, Size 6, Hold-Open | 341 | 388 | 406 | 288 |
| 813S | 81 Series, Size 3, Stop-Only | 298 | 342 | 359 | 249 |
| 814S | 81 Series, Size 4, Stop-Only | 298 | 342 | 359 | 249 |
| 815S | 81 Series, Size 5, Stop-Only | 298 | 342 | 359 | 249 |
| 816S | 81 Series, Size 6, Stop-Only | 298 | 342 | 359 | 249 |

* For help in determining size, please see chart below.

Options and Accessories

| Item | Description | List Add All Finishes |
|--------------------------------|---------------------------------------|-----------------------|
| J suffix | Angle Jamb Bracket | \$46 |
| SHIM-1 suffix | 1/4" Shim for Blade Stop Mounting | 23 |
| SHIM-2 suffix | 1/2" Shim for Blade Stop Mounting | 32 |
| SHIM-3 suffix | 3/4" Shim for Blade Stop Mounting | 49 |
| SOC suffix | Pin-in-Socket Security Screws | 20 |
| AJK 81* | Angle Jamb Bracket Kit | 46 |
| SHK 81-1 | 1/4" Shim Kit for Blade Stop Mounting | 23 |
| SHK 81-2 | 1/2" Shim Kit for Blade Stop Mounting | 32 |
| SHK 81-3 | 3/4" Shim Kit for Blade Stop Mounting | 49 |
| For Door Thickness over 2 1/4" | | 69 |

* Note: Angle Jamb Brackets affix to Standard Jamb Brackets to allow for flush transom or hinge side mounting (stop-only models). Conversion Kits are sold separately in the Parts Price List.

81 Series Sizing Chart – This chart illustrates the most common types of hinging & door opening sizes. For unusual door or hinge details, consult Glynn-Johnson's Technical Support.

Opening size with doors hung with:

| Series & Size | Butts/Offset Pivots | Center Pivot |
|---------------|---------------------|--------------|
| 813 | 27-1/16"-33" | 33-1/16"-39" |
| 814 | 33-1/16"-39" | 39-1/16"-45" |
| 815 | 39-1/16"-45" | 45-1/16"-51" |
| 816 | 45-1/16"-54" | 51-1/16"-59" |

Prices subject to change without notice

90 Series Heavy-Duty Surface Overhead Holders & Stops



SP28,
SP4, SP10,
SP313,
SPBLK

| Item* | Description | US32D | US4, US10 | US3, US32 | US10B | 652 | SP28, SP4, SP10, SP313, SPBLK |
|-------|---------------------------------------|-------|--------------|--------------|-------|-------|--|
| 902H | 90 Series, Size 2, Hold-Open | \$334 | \$354 | \$389 | \$373 | \$245 | \$208 |
| 903H | 90 Series, Size 3, Hold-Open | 334 | 354 | 389 | 373 | 245 | 208 |
| 904H | 90 Series, Size 4, Hold-Open | 334 | 354 | 389 | 373 | 245 | 208 |
| 905H | 90 Series, Size 5, Hold-Open | 334 | 354 | 389 | 373 | 245 | 208 |
| 906H | 90 Series, Size 6, Hold-Open | 334 | 354 | 389 | 373 | 245 | 208 |
| 902S | 90 Series, Size 2, Stop-Only | 334 | 354 | 389 | 373 | 245 | 208 |
| 903S | 90 Series, Size 3, Stop-Only | 334 | 354 | 389 | 373 | 245 | 208 |
| 904S | 90 Series, Size 4, Stop-Only | 334 | 354 | 389 | 373 | 245 | 208 |
| 905S | 90 Series, Size 5, Stop-Only | 334 | 354 | 389 | 373 | 245 | 208 |
| 906S | 90 Series, Size 6, Stop-Only | 334 | 354 | 389 | 373 | 245 | 208 |
| 902F | 90 Series, Size 2, Friction Hold-Open | 334 | 354 | 389 | 373 | 245 | 208 |
| 903F | 90 Series, Size 3, Friction Hold-Open | 334 | 354 | 389 | 373 | 245 | 208 |
| 904F | 90 Series, Size 4, Friction Hold-Open | 334 | 354 | 389 | 373 | 245 | 208 |
| 905F | 90 Series, Size 5, Friction Hold-Open | 334 | 354 | 389 | 373 | 245 | 208 |
| 906F | 90 Series, Size 6, Friction Hold-Open | 334 | 354 | 389 | 373 | 245 | 208 |

* For help in determining the size, please see chart below.

Options and Accessories

| Item | Description | List Add All Finishes |
|---------------------------------------|---|--------------------------|
| SE suffix | Stop-Only function for use with Single Point Hold-Open Electronic Closers | \$47 |
| J suffix* | Angle Jamb Bracket | 46 |
| SHIM-1 suffix | 1/4" Shim for Blade Stop Mounting | 23 |
| SHIM-2 suffix | 1/2" Shim for Blade Stop Mounting | 32 |
| SHIM-3 suffix | 3/4" Shim for Blade Stop Mounting | 49 |
| SOC suffix | Pin-in-Socket Security Screws | 20 |
| AJK90* | Angle Jamb Bracket Kit | 46 |
| SHK 90-1 | 1/4" Shim Kit for Blade Stop Mounting | 23 |
| SHK 90-2 | 1/2" Shim Kit for Blade Stop Mounting | 32 |
| SHK 90-3 | 3/4" Shim Kit for Blade Stop Mounting | 49 |
| For Door thickness over 2 1/4" | | 69 |

* Note: Angle Jamb Brackets affix to Standard Jamb Brackets to allow for flush transom or hinge side mounting. Conversion Kits are sold separately in the Parts Price List.

Optional Finishes – RAL Powder-Coat Finish (For information on available colors, consult factory)

| Item | Description | List Add |
|------------------|---|----------|
| 1 - 10 Units | List Add to Stainless Steel (US32D) price | \$76 |
| 11 - 25 Units | List Add to Stainless Steel (US32D) price | 52 |
| 26 or more Units | List Add to Stainless Steel (US32D) price | 38 |

90 Series Sizing Chart – This chart illustrates the most common types of hinging & door opening sizes. For unusual door or hinge details, consult Glynn-Johnson's Technical Support.

Opening size with doors hung with:

| Series & Size | Butts/Offset Pivots | Center Pivot |
|---------------|---------------------|--------------|
| 902 | 23-1/16"-27" | 27-1/16"-33" |
| 903 | 27-1/16"-33" | 33-1/16"-39" |
| 904 | 33-1/16"-39" | 39-1/16"-45" |
| 905 | 39-1/16"-45" | 45-1/16"-51" |
| 906 | 45-1/16"-54" | 51-1/16"-59" |

Prices subject to change without notice

100 Series Heavy-Duty Surface Concealed Overhead Holders & Stops



| Item* | Description | US32D | US10 | US4, US10B | US3, US32 | SP28, SP4, SP10, SP313, SPBLK |
|--------------|---|-------|-------|---------------|--------------|--|
| 101H, 102H | 100 Series, Size 1 or 2, Hold-Open | \$323 | \$340 | \$344 | \$363 | \$322 |
| 103H, 104H | 100 Series, Size 3 or 4, Hold-Open | 323 | 340 | 344 | 363 | 322 |
| 105H, 106H | 100 Series, Size 5 or 6, Hold-Open | 323 | 340 | 344 | 363 | 322 |
| 101S, 102S | 100 Series, Size 1 or 2, Stop-Only | 323 | 340 | 344 | 363 | 322 |
| 103S, 104S | 100 Series, Size 3 or 4, Stop-Only | 323 | 340 | 344 | 363 | 322 |
| 105S, 106S | 100 Series, Size 5 or 6, Stop-Only | 323 | 340 | 344 | 363 | 322 |
| 101F, 102F | 100 Series, Size 1 or 2, Friction Hold-Open | 323 | 340 | 344 | 363 | 322 |
| 103F, 104F | 100 Series, Size 3 or 4, Friction Hold-Open | 323 | 340 | 344 | 363 | 322 |
| 105F, 106F | 100 Series, Size 5 or 6, Friction Hold-Open | 323 | 340 | 344 | 363 | 322 |
| 101HP, 102HP | 100 Series, Size 1 or 2, Internal Hold-Open | 323 | 340 | 344 | 363 | 322 |
| 103HP, 104HP | 100 Series, Size 3 or 4, Internal Hold-Open | 323 | 340 | 344 | 363 | 322 |
| 105HP, 106HP | 100 Series, Size 5 or 6, Internal Hold-Open | 323 | 340 | 344 | 363 | 322 |

*For help in determining the size, please see chart below.

Options and Accessories

| Item | Description | US32D | US10 | US4, US10B | US3, US32 | SP28, SP4, SP10, SP313, SPBLK |
|------------------|---|-------|------|---------------|--------------|--|
| SE suffix | Stop-Only function for use with Single Point Hold-Open Electronic Closers. | \$27 | \$27 | \$27 | \$27 | \$27 |
| ADJ suffix | Adjustable Jamb Bracket Available on models 103-106 (Allows for field adjustment of Hold-Open 85-110 degrees) | 66 | 66 | 66 | 66 | 57 |
| CJ suffix | Special Jamb Bracket for use with LCN 5030 Closers. Specify Handing. | 52 | 52 | 52 | 52 | 52 |
| SOC suffix | Pin-in-Socket Security Screws | 9.00 | 9.00 | 9.00 | 9.00 | 9.00 |
| SOC suffix (ADJ) | Pin-in-Socket Security Screws | 9.00 | 9.00 | 9.00 | 9.00 | 9.00 |

Conversion Kits are sold separately in the Parts Price List.

Optional Finishes – RAL Powder-Coat Finish (For information on available colors, consult factory)

| Item | Description | List Add |
|------------------|---|----------|
| 1 - 10 Units | List Add to Stainless Steel (US32D) price | \$76 |
| 11 - 25 Units | List Add to Stainless Steel (US32D) price | 52 |
| 26 or more Units | List Add to Stainless Steel (US32D) price | 38 |

100 Series Sizing Chart – This chart illustrates the most common types of hinging & door opening sizes. For unusual door or hinge details, consult Glynn-Johnson's Technical Support.

| Series & Size | Butts/Offset Pivots | Center Pivot |
|---------------|---------------------|---------------|
| 101 | 18"-23" | Not Available |
| 102 | 23-1/16"-27" | Not Available |
| 103 | 27-1/16"-33" | 33-1/16"-39" |
| 104 | 33-1/16"-39" | 39-1/16"-45" |
| 105 | 39-1/16"-45" | 45-1/16"-51" |
| 106 | 45-1/16"-54" | 51-1/16"-59" |

Prices subject to change without notice

410 Series Medium-Duty Concealed Overhead Holders & Stops



| Item* | Description | US32D | US4, US10 | US3, US32 | US10B | 652 | SP28, SP4, SP10, SP313, SPBLK |
|-------|--|-------|--------------|--------------|-------|-------|--|
| 411H | 410 Series, Size 1, Hold-Open | \$121 | \$134 | \$144 | \$135 | \$103 | \$94 |
| 412H | 410 Series, Size 2, Hold-Open | 121 | 134 | 144 | 135 | 103 | 94 |
| 413H | 410 Series, Size 3, Hold-Open | 121 | 134 | 144 | 135 | 103 | 94 |
| 414H | 410 Series, Size 4, Hold-Open | 121 | 134 | 144 | 135 | 103 | 94 |
| 415H | 410 Series, Size 5, Hold-Open | 121 | 134 | 144 | 135 | 103 | 94 |
| 411S | 410 Series, Size 1, Stop-Only | 121 | 134 | 144 | 135 | 103 | 94 |
| 412S | 410 Series, Size 2, Stop-Only | 121 | 134 | 144 | 135 | 103 | 94 |
| 413S | 410 Series, Size 3, Stop-Only | 121 | 134 | 144 | 135 | 103 | 94 |
| 414S | 410 Series, Size 4, Stop-Only | 121 | 134 | 144 | 135 | 103 | 94 |
| 415S | 410 Series, Size 5, Stop-Only | 121 | 134 | 144 | 135 | 103 | 94 |
| 411F | 410 Series, Size 1, Friction Hold-Open | 121 | 134 | 144 | 135 | 103 | 94 |
| 412F | 410 Series, Size 2, Friction Hold-Open | 121 | 134 | 144 | 135 | 103 | 94 |
| 413F | 410 Series, Size 3, Friction Hold-Open | 121 | 134 | 144 | 135 | 103 | 94 |
| 414F | 410 Series, Size 4, Friction Hold-Open | 121 | 134 | 144 | 135 | 103 | 94 |
| 415F | 410 Series, Size 5, Friction Hold-Open | 121 | 134 | 144 | 135 | 103 | 94 |

*For help in determining the size, please see chart below.

Options and Accessories

| Item | Description | List Add All Finishes |
|------------|---|--------------------------|
| SE suffix | Stop-Only function for use with Single Point Hold-Open Electronic Closers | \$22 |
| SOC suffix | Pin-in-Socket Security Screws | 14 |

Conversion Kits are sold separately in the Parts Price List.

Optional Finishes – RAL Powder-Coat Finish (For information on available colors, consult factory)

| Item | Description | List Add |
|------------------|---|----------|
| 1 - 10 Units | List Add to Stainless Steel (US32D) price | \$76 |
| 11 - 25 Units | List Add to Stainless Steel (US32D) price | 52 |
| 26 or more Units | List Add to Stainless Steel (US32D) price | 38 |

410 Series Sizing Chart – This chart illustrates the most common types of hinging & door opening sizes. For unusual door or hinge details, consult Glynn-Johnson's Technical Support.

| Series & Size | Butts/Offset Pivots | Center Pivot |
|---------------|---------------------|---------------|
| 411 | 18"-23" | Not Available |
| 412 | 23-1/16"-27" | Not Available |
| 413 | 27-1/16"-33" | 33-1/16"-39" |
| 414 | 33-1/16"-39" | 39-1/16"-45" |
| 415 | 39-1/16"-45" | 45-1/16"-51" |

Prices subject to change without notice

450 Series Medium-Duty Surface Overhead Holders & Stops



SP28,
SP4, SP10,
SP313,
SPBLK

| Item* | Description | US32D | US4, US10 | US3, US32 | US10B | 652 | SP28, SP4, SP10, SP313, SPBLK |
|-------|--|-------|--------------|--------------|-------|-------|--|
| 451H | 450 Series, Size 1, Hold-Open | \$150 | \$159 | \$182 | \$165 | \$113 | \$99 |
| 452H | 450 Series, Size 2, Hold-Open | 150 | 159 | 182 | 165 | 113 | 99 |
| 453H | 450 Series, Size 3, Hold-Open | 150 | 159 | 182 | 165 | 113 | 99 |
| 454H | 450 Series, Size 4, Hold-Open | 150 | 159 | 182 | 165 | 113 | 99 |
| 455H | 450 Series, Size 5, Hold-Open | 150 | 159 | 182 | 165 | 113 | 99 |
| 451S | 450 Series, Size 1, Stop-Only | 150 | 159 | 182 | 165 | 113 | 99 |
| 452S | 450 Series, Size 2, Stop-Only | 150 | 159 | 182 | 165 | 113 | 99 |
| 453S | 450 Series, Size 3, Stop-Only | 150 | 159 | 182 | 165 | 113 | 99 |
| 454S | 450 Series, Size 4, Stop-Only | 150 | 159 | 182 | 165 | 113 | 99 |
| 455S | 450 Series, Size 5, Stop-Only | 150 | 159 | 182 | 165 | 113 | 99 |
| 451F | 450 Series, Size 1, Friction Hold-Open | 150 | 159 | 182 | 165 | 113 | 99 |
| 452F | 450 Series, Size 2, Friction Hold-Open | 150 | 159 | 182 | 165 | 113 | 99 |
| 453F | 450 Series, Size 3, Friction Hold-Open | 150 | 159 | 182 | 165 | 113 | 99 |
| 454F | 450 Series, Size 4, Friction Hold-Open | 150 | 159 | 182 | 165 | 113 | 99 |
| 455F | 450 Series, Size 5, Friction Hold-Open | 150 | 159 | 182 | 165 | 113 | 99 |

*For help in determining the size, please see chart below.

Options and Accessories

| Item | Description | List Add All Finishes |
|--------------------------------|---|--------------------------|
| SE suffix | Stop-Only function for use with Single Point Hold-Open Electronic Closers | \$22 |
| J suffix* | Angle Jamb Bracket | 42 |
| SHIM-1 suffix | 3/16" Shim Kit for Blade Stop Mounting | 18 |
| SHIM-2 suffix | 3/8" Shim Kit for Blade Stop Mounting | 28 |
| SHIM-3 suffix | 9/16" Shim Kit for Blade Stop Mounting | 38 |
| SOC suffix | Pin-in-Socket Security Screws | 20 |
| 1-3/8" Dr Thickness | Mounting Package for 1-3/8" Door | 32 |
| 2-1/4" Dr Thickness | Mounting Package for up to 2-1/4" Door | 17 |
| For Door Thickness over 2 1/4" | | 69 |
| AJK 450* | 450 Series Angle Jamb Bracket Kit | 42 |
| SHK 450-1 | 3/16" Shim Kit for Blade Stop Mounting | 18 |
| SHK 450-2 | 3/8" Shim Kit for Blade Stop Mounting | 28 |
| SHK 450-3 | 9/16" Shim Kit for Blade Stop Mounting | 38 |

* Note: Angle Jamb Brackets affix to Standard Jamb Brackets to allow for flush transom or hinge side mounting.

Conversion Kits are sold separately in the Parts Price List.

Optional Finishes – RAL Powder-Coat Finish (For information on available colors, consult factory)


| Item | Description | List Add |
|------------------|---|----------|
| 1 - 10 Units | List Add to Stainless Steel (US32D) price | \$76 |
| 11 - 25 Units | List Add to Stainless Steel (US32D) price | 52 |
| 26 or more Units | List Add to Stainless Steel (US32D) price | 38 |

450 Series Sizing Chart – This chart illustrates the most common types of hinging & door opening sizes. For unusual door or hinge details, consult Glynn-Johnson's Technical Support.

| Series & Size | Butts/Offset Pivots | Center Pivot |
|---------------|---------------------|--------------|
| 451 | 18"-23" | 23-1/16"-27" |
| 452 | 23-1/16"-27" | 27-1/16"-33" |
| 453 | 27-1/16"-33" | 33-1/16"-39" |
| 454 | 33-1/16"-39" | 39-1/16"-45" |
| 455 | 39-1/16"-45" | 45-1/16"-51" |

Prices subject to change without notice

**280 Series Sensaguard
Stand Alone Holder/Release Smoke Detector**



| Item | Description | US28 | 313AN |
|------------|---|--------------|--------------|
| 280 | Sensaguard Stand Alone Holder/Release Smoke Detector <ul style="list-style-type: none"> • Battery Operated Hold-Open/Release • Built-in Smoke Detector • Non-Handed -- Mounts on Push or Pull Side of Door • Fits Doors 30" and Larger | \$914 | \$948 |

Options

| Item | Description | All Finishes |
|-------------------|-------------------------------|--------------|
| SOC suffix | Pin-in-Socket Security Screws | \$19 |

Prices subject to change without notice

HL6 Push/Pull Latch and PL7 and PL8 Privacy Function Push/Pull Latch



| Item | Description | US26D | US32D | US26 | US32 | US4, US10 | US3, US10B |
|-------|--------------------------------------|-------|-------|-------|-------|-----------|------------|
| HL6-2 | Push/Pull Latch - 2-3/4" Backset | \$298 | \$345 | \$370 | \$366 | \$354 | \$378 |
| HL6-3 | Push/Pull Latch - 3-3/4" Backset | 298 | 345 | 370 | 366 | 354 | 378 |
| HL6-5 | Push/Pull Latch - 5" Backset | 298 | 345 | 370 | 366 | 354 | 378 |
| PL7-2 | Push Side Thumbturn - 2-3/4" Backset | 388 | 445 | 466 | 474 | 458 | 477 |
| PL7-3 | Push Side Thumbturn - 3-3/4" Backset | 388 | 445 | 466 | 474 | 458 | 477 |
| PL7-5 | Push Side Thumbturn - 5" Backset | 388 | 445 | 466 | 474 | 458 | 477 |
| PL8-2 | Pull Side Thumbturn - 2-3/4" Backset | 388 | 445 | 466 | 474 | 458 | 477 |
| PL8-3 | Pull Side Thumbturn - 3-3/4" Backset | 388 | 445 | 466 | 474 | 458 | 477 |
| PL8-5 | Pull Side Thumbturn - 5" Backset | 388 | 445 | 466 | 474 | 458 | 477 |

Options

| Item | Description | List Add |
|--|---|----------------|
| 7" suffix | 7" Backset | \$43 |
| A suffix | ASA Strike, ANSI 115.1 (1-1/4" x 4-7/8") when ordered with latch | N/C |
| AS suffix | Both Standard & ASA Strike | 25 |
| B suffix | Brass base material on US26D | 47 |
| E suffix | Engraved <i>Push</i> and <i>Pull</i> . (See page 14 for ordering guide) | 47 |
| EN suffix | Pull Only Latch | List Deduct 58 |
| EO suffix | Push Only Latch | List Deduct 58 |
| L Suffix | Lead Lining | 85 |
| RL suffix | Roller Latch Conversion | 42 |
| SOC suffix | Pin-in-Socket Security Screws | 25 |
| Standard HL6 with Door Thickness over 1 3/4" (Without special strike) | | 70 |
| PL7 or PL8 with Door Thickness over 1 3/4" | | N/A |

Optional Finishes – RAL Powder-Coat Finish (For information on available colors, consult factory)

| Item | Description | List Add |
|--|---|----------|
| 1 - 10 Units | List Add to Stainless Steel (US32D) price | \$76 |
| 11 - 25 Units | List Add to Stainless Steel (US32D) price | 52 |
| 26 or more Units | List Add to Stainless Steel (US32D) price | 38 |
| Anti-Microbial Coating is available for the HL and PL series in US26D and US32D finishes . Specify US26D-AM or US32D-AM when ordering. | | 23 |

Push/Pull Latches - How to Order

Example:

HL6 E 4 - US26D - 2 - -

Model (HL6, PL7, PL8)

Option, if applicable (B, E, EN, EO, L, RL, SOC)

Engraving style, if applicable, see page 14. (1, 2, 3, 4, 5, 6)

Finish (US3, US4, US10, US10B, US26, US26D, US32, US32D)

Backset (2=2-3/4", 3=3-3/4", 5=5", 7=7")

Strike (Blank for standard, A for ASA, AS for both strikes)

Door Thickness (Blank for 1-3/4" door, specify other thickness)

Prices subject to change without notice

Push/Pull Mortise Lock Combination

- Schlage L Series Lock Included.
- Cylinders are not included and are not available through Glynn-Johnson
- On functions with cylinders, handles must be mounted in down position on key side or horizontally on both sides.
- On functions with thumbturns, handles must be mounted in the horizontal position.
- All units 2-3/4" backset
- ASA strike furnished with all units.



| Model | Description | US26D | US26, US10B, US3 | US4, US10 | US32D |
|------------|-----------------------------|-------|------------------------|--------------|-------|
| HL6-9010 | Passage Function | \$824 | \$862 | \$862 | \$862 |
| HL6-9040* | Privacy Function | 862 | 900 | 900 | 900 |
| HL6-9050* | Office/Inner Entry Function | 862 | 900 | 900 | 900 |
| HL6-9060 | Apartment Entrance Function | 824 | 862 | 862 | 862 |
| HL6-9070 | Classroom Function | 824 | 862 | 862 | 862 |
| HL6-9080 | Storeroom Function | 824 | 862 | 862 | 862 |
| HL6-9082 | Institution Function | 824 | 862 | 862 | 862 |
| HL6-9453* | Entrance Function | 862 | 900 | 900 | 900 |
| HL6-9456* | Dormitory Exit Function | 862 | 900 | 900 | 900 |
| HL6-9465 | Closet/Storeroom Function | 862 | 900 | 900 | 900 |
| HL6-9466 | Store/Utility Function | 862 | 900 | 900 | 900 |
| HL6-9473* | Dorm Bedroom Function | 862 | 900 | 900 | 900 |
| HL6-9485* | Hotel Lock Function | 862 | 900 | 900 | 900 |
| HL6-9486* | Hotel Lock Function | 862 | 900 | 900 | 900 |
| HL6-9000RK | Less Mortise Lock | 354 | 387 | 387 | 387 |

*Thumbturn functions

Options

| Item | Description | List Add |
|---------------|---|-----------------|
| L suffix | Lead Lining | \$239 |
| E suffix | Engraved <i>Push</i> and <i>Pull</i> . (See page 14 for ordering guide) | 47 |
| B suffix | Brass base material on US26D | 47 |
| SOC suffix | Pin-in-Socket Security Screws | 25 |
| EO suffix | Push Side Only Latch | List Deduct 134 |
| EN suffix | Pull Side Only Latch | List Deduct 134 |
| ✓EL/EU suffix | Electric Locking or Unlocking for 9080 only | 560 |
| ✓EL/EU suffix | Electric Locking or Unlocking for 9082 only | 624 |
| ✓RX suffix | 9080EL/EU or 9082EL/EU | 237 |

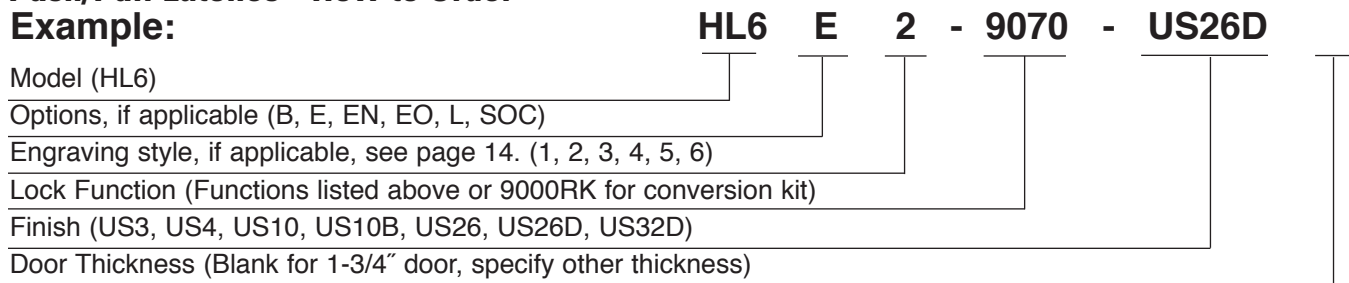
✓ Consult factory for lead time.

Optional Finishes – RAL Powder-Coat Finish (For information on available colors, consult factory)

| Item | Description | List Add |
|------------------|---|----------|
| 1-10 Units | List Add to Stainless Steel (US32D) price | \$76 |
| 11-25 Units | List Add to Stainless Steel (US32D) price | 52 |
| 26 or more Units | List Add to Stainless Steel (US32D) price | 38 |

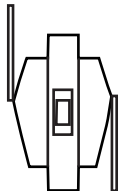
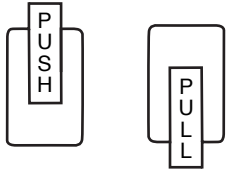
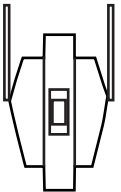
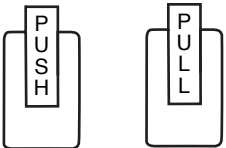
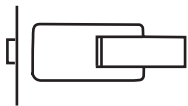
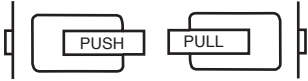
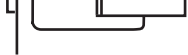

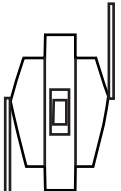
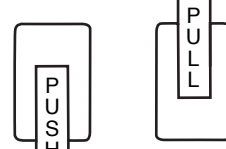
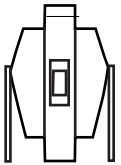
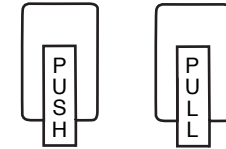
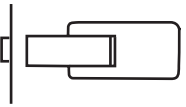



Anti-Microbial Coating is available for the HL and PL series in US26D and US32D finishes. Specify US26D-AM or US32D-AM when ordering.

Push/Pull Latches - How to Order Example:



Prices subject to change without notice

Engraving Guide

| | | Mounting Position | To Order, Specify |
|---|---|---|-------------------|
|  |  | Push Up, Pull Down <ul style="list-style-type: none"> • Any backset • Non-handed • No PL7 or PL8 | E1 |
|  |  | Push Up, Pull Up <ul style="list-style-type: none"> • Any Backset • Non-handed | E2 |
|  |  | Horizontal Engraving <ul style="list-style-type: none"> • Any Backset • RH • No PL7 or PL8 | E3 |
|  |  | Horizontal Engraving <ul style="list-style-type: none"> • Any Backset • LH • No PL7 or PL8 | E4 |
|  |  | Push Down, Pull Up <ul style="list-style-type: none"> • Any Backset • Non-Handed • No PL7 or PL8 | E5 |
|  |  | Push Down, Pull Down <ul style="list-style-type: none"> • Any Backset • Non-handed | E6 |
|  |  | Horizontal Engraving <ul style="list-style-type: none"> • 7" Backset only • RH • No Mortise Lock • No PL7 or PL8 | E4 |
|  |  | Horizontal Engraving <ul style="list-style-type: none"> • 7" Backset only • LH • No Mortise Lock • No PL7 or PL8 | E3 |

Prices subject to change without notice

PARTS

| | |
|---|-------|
| How to Use this Parts Price List | 15 |
| Parts for 70 and 79 Series Overhead Holders & Stops | 16-18 |
| Parts for 80/81 Series Overhead Holders & Stops | 18-19 |
| Parts for 90 Series Overhead Holders & Stops | 20-21 |
| Parts for 100 Series Overhead Holders & Stops | 21-23 |
| Parts for 410/450 Series Overhead Holders & Stops | 24-26 |
| Parts for 280 Sensaguard Overhead Holder | 26 |
| Parts for HL6/PL7/PL8 Series Push/Pull Latches | 27-32 |

HOW TO USE THIS PARTS PRICE LIST

To find a part number and its list price:

- First, **start with the product** where the part is used.
- Next, **scan the descriptions** shown below the product.
- Once you find the description, **determine the finish**, if applicable.
- From there, **note the part number** to use when ordering. If directed, refer to the HOW TO ORDER guide used to order most arm assemblies, channel assemblies, and handle assemblies.

If you are unable to find a part, or if you already know the part number but do not know where it is being used and you need its list price, please contact Glynn-Johnson Customer Service at the telephone number shown below.

Customer Service 1-877-613-8766 Fax 1-877-424-8494 Technical Support 1-888-371-7331

PLEASE NOTE: For authorized **IRFASTTRACK** customers, please refer to **IRFASTTRACK** Price Book for products available in 24-hour or 5-days. Customer Service 1-866-ICALLIR (1-866-422-5547) Fax: 1-800-288-4242

Prices subject to change without notice

| Description | Finish | Part No. | List Price Each |
|---|-----------------|--------------|-----------------|
| 70 Series | | | |
| 70 Door Bracket & Pin | US3 | OHPART.10001 | \$62.00 |
| 70 Door Bracket & Pin | US4 | OHPART.10002 | 62.00 |
| 70 Door Bracket & Pin | US10 | OHPART.10003 | 51.00 |
| 70 Door Bracket & Pin | US10B | OHPART.10004 | 62.00 |
| 70 Door Bracket & Pin | US26 | OHPART.10005 | 62.00 |
| 70 Door Bracket & Pin | US26D | OHPART.10006 | 46.00 |
| 70 Door Bracket & Pin | SP4 | OHPART.10007 | 31.00 |
| 70 Door Bracket & Pin | SP10 | OHPART.10008 | 31.00 |
| 70 Door Bracket & Pin | SP313 | OHPART.10009 | 31.00 |
| 70 Door Bracket & Pin | SP28 | OHPART.10010 | 31.00 |
| 70 Door Bracket & Pin | SPBLK | OHPART.10011 | 31.00 |
| 70 Jamb Bracket | US3 | OHPART.10012 | 92.00 |
| 70 Jamb Bracket | US4 | OHPART.10013 | 92.00 |
| 70 Jamb Bracket | US10 | OHPART.10014 | 85.00 |
| 70 Jamb Bracket | US10B | OHPART.10015 | 92.00 |
| 70 Jamb Bracket | US26 | OHPART.10016 | 92.00 |
| 70 Jamb Bracket | US26D | OHPART.10017 | 85.00 |
| 70 Jamb Bracket | SP4 | OHPART.10018 | 82.00 |
| 70 Jamb Bracket | SP10 | OHPART.10019 | 82.00 |
| 70 Jamb Bracket | SP313 | OHPART.10020 | 82.00 |
| 70 Jamb Bracket | SP28 | OHPART.10021 | 82.00 |
| 70 Jamb Bracket | SPBLK | OHPART.10022 | 82.00 |
| 70 Hook Assembly - Hold Open Conversion | US3 | OHPART.10023 | 44.00 |
| 70 Hook Assembly - Hold Open Conversion | US4 | OHPART.10024 | 44.00 |
| 70 Hook Assembly - Hold Open Conversion | US10 | OHPART.10025 | 44.00 |
| 70 Hook Assembly - Hold Open Conversion | US10B | OHPART.10026 | 44.00 |
| 70 Hook Assembly - Hold Open Conversion | US26 | OHPART.10027 | 44.00 |
| 70 Hook Assembly - Hold Open Conversion | US26D | OHPART.10028 | 44.00 |
| 70 Hook Assembly - Hold Open Conversion | SP4 | OHPART.10029 | 44.00 |
| 70 Hook Assembly - Hold Open Conversion | SP10 | OHPART.10030 | 44.00 |
| 70 Hook Assembly - Hold Open Conversion | SP313 | OHPART.10031 | 44.00 |
| 70 Hook Assembly - Hold Open Conversion | SP28 | OHPART.10032 | 44.00 |
| 70 Hook Assembly - Hold Open Conversion | SPBLK | OHPART.10033 | 44.00 |
| 70 Stop Washer - Stop Only Conversion | - | OHPART.10034 | 8.50 |
| 70 Shock Spring | - | OHPART.10035 | 5.50 |
| 70 Roll Pin (Pkg of 10) | - | OHPART.10036 | 5.50 |
| 70 Adjustment Nut (Pkg of 10) | - | OHPART.10037 | 8.50 |
| 70 Mounting Pkg | US3,US4,SP4 | OHPART.10038 | 23.00 |
| 70 Mounting Pkg | US10,SP10 | OHPART.10039 | 23.00 |
| 70 Mounting Pkg | US10B,SP313 | OHPART.10040 | 23.00 |
| 70 Mounting Pkg | US26,US26D,SP28 | OHPART.10041 | 23.00 |
| 70 Mounting Pkg | SPBLK | OHPART.10042 | 23.00 |
| 70 Security Mounting Pkg | - | OHPART.10043 | 27.00 |
| 70 Mounting Pkg - 2 1/4" Door | US3,US4,SP4 | OHPART.10044 | 23.00 |
| 70 Mounting Pkg - 2 1/4" Door | US10,SP10 | OHPART.10045 | 23.00 |
| 70 Mounting Pkg - 2 1/4" Door | US10B,SP313 | OHPART.10046 | 23.00 |
| 70 Mounting Pkg - 2 1/4" Door | US26,US26D,SP28 | OHPART.10047 | 23.00 |
| 70 Mounting Pkg - 2 1/4" Door | SPBLK | OHPART.10048 | 23.00 |
| 70/79/81/90 Angle Screw Pkg | US3,US4,SP4 | OHPART.10049 | 8.50 |
| 70/79/81/90 Angle Screw Pkg | US10,SP10 | OHPART.10050 | 8.50 |
| 70/79/81/90 Angle Screw Pkg | US10B,SP313 | OHPART.10051 | 8.50 |
| 70/79/81/90 Angle Screw Pkg | US26,US26D,SP28 | OHPART.10052 | 8.50 |
| 70/79/81/90 Angle Screw Pkg | SPBLK | OHPART.10053 | 8.50 |

continued on next page

Prices subject to change without notice

| Description | Finish | Part No. | List Price Each |
|---|-------------|--------------|-----------------|
| 70 Series (continued) | | | |
| 70 Sex Bolt Pkg, Up to 2" Door (Set of 3) | US3,US4 | OHPART.10054 | \$28.00 |
| 70 Sex Bolt Pkg, Up to 2" Door (Set of 3) | US10,SP10 | OHPART.10055 | 28.00 |
| 70 Sex Bolt Pkg, Up to 2" Door (Set of 3) | US10B,SP313 | OHPART.10056 | 28.00 |
| 70 Sex Bolt Pkg, Up to 2" Door (Set of 3) | US26,US26D | OHPART.10057 | 28.00 |
| 70 Sex Bolt Pkg, Up to 2" Door (Set of 3) | SP4 | OHPART.10058 | 28.00 |
| 70 Sex Bolt Pkg, Up to 2" Door (Set of 3) | SP28 | OHPART.10059 | 28.00 |
| 70 Sex Bolt Pkg, Up to 2" Door (Set of 3) | SPBLK | OHPART.10060 | 28.00 |
| 70 Sex Bolt Pkg, 2" to 3" Door (Set of 3) | US3,US4 | OHPART.10061 | 35.00 |
| 70 Sex Bolt Pkg, 2" to 3" Door (Set of 3) | US10,SP10 | OHPART.10062 | 35.00 |
| 70 Sex Bolt Pkg, 2" to 3" Door (Set of 3) | US10B,SP313 | OHPART.10063 | 35.00 |
| 70 Sex Bolt Pkg, 2" to 3" Door (Set of 3) | US26,US26D | OHPART.10064 | 35.00 |
| 70 Sex Bolt Pkg, 2" to 3" Door (Set of 3) | SP4 | OHPART.10065 | 35.00 |
| 70 Sex Bolt Pkg, 2" to 3" Door (Set of 3) | SP28 | OHPART.10066 | 35.00 |
| 70 Sex Bolt Pkg, 2" to 3" Door (Set of 3) | SPBLK | OHPART.10067 | 35.00 |

79 Series

| | | | |
|---|-------|--------------|---------|
| 79 Door Bracket & Pin | US3 | OHPART.10101 | \$93.00 |
| 79 Door Bracket & Pin | US4 | OHPART.10102 | 93.00 |
| 79 Door Bracket & Pin | US10 | OHPART.10103 | 85.00 |
| 79 Door Bracket & Pin | US10B | OHPART.10104 | 93.00 |
| 79 Door Bracket & Pin | US26 | OHPART.10105 | 93.00 |
| 79 Door Bracket & Pin | US26D | OHPART.10106 | 85.00 |
| 79 Door Bracket & Pin | SP4 | OHPART.10107 | 52.00 |
| 79 Door Bracket & Pin | SP10 | OHPART.10108 | 52.00 |
| 79 Door Bracket & Pin | SP313 | OHPART.10109 | 52.00 |
| 79 Door Bracket & Pin | SP28 | OHPART.10110 | 52.00 |
| 79 Door Bracket & Pin | SPBLK | OHPART.10111 | 52.00 |
| 79 Jamb Bracket | US3 | OHPART.10112 | 286.00 |
| 79 Jamb Bracket | US4 | OHPART.10113 | 286.00 |
| 79 Jamb Bracket | US10 | OHPART.10114 | 214.00 |
| 79 Jamb Bracket | US10B | OHPART.10115 | 286.00 |
| 79 Jamb Bracket | US26 | OHPART.10116 | 286.00 |
| 79 Jamb Bracket | US26D | OHPART.10117 | 214.00 |
| 79 Jamb Bracket | SP4 | OHPART.10118 | 163.00 |
| 79 Jamb Bracket | SP10 | OHPART.10119 | 163.00 |
| 79 Jamb Bracket | SP313 | OHPART.10120 | 163.00 |
| 79 Jamb Bracket | SP28 | OHPART.10121 | 163.00 |
| 79 Jamb Bracket | SPBLK | OHPART.10122 | 163.00 |
| 79 Hook Assembly - Hold Open Conversion | US3 | OHPART.10123 | 77.00 |
| 79 Hook Assembly - Hold Open Conversion | US4 | OHPART.10124 | 77.00 |
| 79 Hook Assembly - Hold Open Conversion | US10 | OHPART.10125 | 77.00 |
| 79 Hook Assembly - Hold Open Conversion | US10B | OHPART.10126 | 77.00 |
| 79 Hook Assembly - Hold Open Conversion | US26 | OHPART.10127 | 77.00 |
| 79 Hook Assembly - Hold Open Conversion | US26D | OHPART.10128 | 77.00 |
| 79 Hook Assembly - Hold Open Conversion | SP4 | OHPART.10129 | 77.00 |
| 79 Hook Assembly - Hold Open Conversion | SP10 | OHPART.10130 | 77.00 |
| 79 Hook Assembly - Hold Open Conversion | SP313 | OHPART.10131 | 77.00 |
| 79 Hook Assembly - Hold Open Conversion | SP28 | OHPART.10132 | 77.00 |
| 79 Hook Assembly - Hold Open Conversion | SPBLK | OHPART.10133 | 77.00 |

continued on next page

Prices subject to change without notice

| Description | Finish | Part No. | List Price Each |
|---|-----------------|--------------|-----------------|
| 79 Series (continued) | | | |
| 79 Stop Washer - Stop Only Conversion | - | OHPART.10134 | \$8.50 |
| 79 Shock Spring | - | OHPART.10135 | 8.50 |
| 79 Roll Pin (Pkg of 10) | - | OHPART.10136 | 8.50 |
| 79 Adjustment Nut (Pkg of 10) | - | OHPART.10137 | 17.00 |
| 79 Mounting Pkg | US3,US4,SP4 | OHPART.10138 | 34.00 |
| 79 Mounting Pkg | US10,SP10 | OHPART.10139 | 34.00 |
| 79 Mounting Pkg | US10B,SP313 | OHPART.10140 | 34.00 |
| 79 Mounting Pkg | US26,US26D,SP28 | OHPART.10141 | 34.00 |
| 79 Mounting Pkg | SPBLK | OHPART.10142 | 34.00 |
| 79 Security Mounting Pkg | - | OHPART.10143 | 25.00 |
| 70/79/81/90 Angle Screw Pkg | US3,US4,SP4 | OHPART.10049 | 8.50 |
| 70/79/81/90 Angle Screw Pkg | US10,SP10 | OHPART.10050 | 8.50 |
| 70/79/81/90 Angle Screw Pkg | US10B,SP313 | OHPART.10051 | 8.50 |
| 70/79/81/90 Angle Screw Pkg | US26,US26D,SP28 | OHPART.10052 | 8.50 |
| 70/79/81/90 Angle Screw Pkg | SPBLK | OHPART.10053 | 8.50 |
| 79 Sex Bolt Pkg, Up to 2" Door (Set of 4) | US3,US4 | OHPART.10144 | 55.00 |
| 79 Sex Bolt Pkg, Up to 2" Door (Set of 4) | US10,SP10 | OHPART.10145 | 55.00 |
| 79 Sex Bolt Pkg, Up to 2" Door (Set of 4) | US10B,SP313 | OHPART.10146 | 55.00 |
| 79 Sex Bolt Pkg, Up to 2" Door (Set of 4) | US26,US26D | OHPART.10147 | 55.00 |
| 79 Sex Bolt Pkg, Up to 2" Door (Set of 4) | SP4 | OHPART.10148 | 55.00 |
| 79 Sex Bolt Pkg, Up to 2" Door (Set of 4) | SP28 | OHPART.10149 | 55.00 |
| 79 Sex Bolt Pkg, Up to 2" Door (Set of 4) | SPBLK | OHPART.10150 | 55.00 |
| 79 Sex Bolt Pkg, 2" to 3" Door (Set of 4) | US3,US4 | OHPART.10151 | 65.00 |
| 79 Sex Bolt Pkg, 2" to 3" Door (Set of 4) | US10,SP10 | OHPART.10152 | 65.00 |
| 79 Sex Bolt Pkg, 2" to 3" Door (Set of 4) | US10B,SP313 | OHPART.10153 | 65.00 |
| 79 Sex Bolt Pkg, 2" to 3" Door (Set of 4) | US26,US26D | OHPART.10154 | 65.00 |
| 79 Sex Bolt Pkg, 2" to 3" Door (Set of 4) | SP4 | OHPART.10155 | 65.00 |
| 79 Sex Bolt Pkg, 2" to 3" Door (Set of 4) | SP28 | OHPART.10156 | 65.00 |
| 79 Sex Bolt Pkg, 2" to 3" Door (Set of 4) | SPBLK | OHPART.10157 | 65.00 |

80 and 81 Series

| | | | |
|------------------------------------|-----------|--------------|---------|
| 80/81 Handle, Spring & Plunger Pkg | US3 | OHPART.10201 | \$62.00 |
| 80/81 Handle, Spring & Plunger Pkg | US4 | OHPART.10202 | 57.00 |
| 80/81 Handle, Spring & Plunger Pkg | US10 | OHPART.10203 | 57.00 |
| 80/81 Handle, Spring & Plunger Pkg | US10B | OHPART.10204 | 57.00 |
| 80/81 Handle, Spring & Plunger Pkg | US32 | OHPART.10205 | 62.00 |
| 80/81 Handle, Spring & Plunger Pkg | US32D,652 | OHPART.10206 | 52.00 |
| 80/81 Handle, Spring & Plunger Pkg | SP4 | OHPART.10207 | 44.00 |
| 80/81 Handle, Spring & Plunger Pkg | SP10 | OHPART.10208 | 44.00 |
| 80/81 Handle, Spring & Plunger Pkg | SP313 | OHPART.10209 | 44.00 |
| 80/81 Handle, Spring & Plunger Pkg | SP28 | OHPART.10210 | 44.00 |
| 80/81 Handle, Spring & Plunger Pkg | SPBLK | OHPART.10211 | 44.00 |
| 80/81 Handle | US3 | OHPART.10212 | 57.00 |
| 80/81 Handle | US4 | OHPART.10213 | 52.00 |
| 80/81 Handle | US10 | OHPART.10214 | 52.00 |
| 80/81 Handle | US10B | OHPART.10215 | 52.00 |
| 80/81 Handle | US26 | OHPART.10216 | 57.00 |
| 80/81 Handle | US26D,652 | OHPART.10217 | 46.00 |
| 80/81 Handle | SP4 | OHPART.10218 | 36.00 |
| 80/81 Handle | SP10 | OHPART.10219 | 36.00 |
| 80/81 Handle | SP313 | OHPART.10220 | 36.00 |
| 80/81 Handle | SP28 | OHPART.10221 | 36.00 |
| 80/81 Handle | SPBLK | OHPART.10222 | 36.00 |

continued on next page

Prices subject to change without notice

| Description | Finish | Part No. | List Price Each |
|---|---------------------|--------------|-----------------|
| 80 and 81 Series (continued) | | | |
| 80/81 Plunger | - | OHPART.10223 | \$7.50 |
| 80/81 Plunger Spring | - | OHPART.10224 | 5.50 |
| 81 Channel | US3 | OHPART.10244 | 63.00 |
| 81 Channel | US4 | OHPART.10245 | 57.00 |
| 81 Channel | US10 | OHPART.10246 | 57.00 |
| 81 Channel | US10B | OHPART.10247 | 57.00 |
| 81 Channel | US32 | OHPART.10248 | 63.00 |
| 81 Channel | US32D | OHPART.10249 | 44.00 |
| 81 Channel | 652 | OHPART.10250 | 28.00 |
| 81/90 End Cap | - | OHPART.10256 | 17.00 |
| 81 Shock Spring | - | OHPART.10257 | 7.50 |
| 80 Mounting Pkg, 1 3/4" Door | US3,US4,SP4 | OHPART.10226 | 30.00 |
| 80 Mounting Pkg, 1 3/4" Door | US10,SP10 | OHPART.10227 | 30.00 |
| 80 Mounting Pkg, 1 3/4" Door | US10B,SP313 | OHPART.10228 | 30.00 |
| 80 Mounting Pkg, 1 3/4" Door | US32,US32D,652,SP28 | OHPART.10229 | 30.00 |
| 80 Mounting Pkg, 1 3/4" Door | SPBLK | OHPART.10230 | 30.00 |
| 80HD Mounting Pkg, 1 3/4" Door | US3,US4,SP4 | OHPART.10231 | 45.00 |
| 80HD Mounting Pkg, 1 3/4" Door | US10,SP10 | OHPART.10232 | 45.00 |
| 80HD Mounting Pkg, 1 3/4" Door | US10B,SP313 | OHPART.10233 | 45.00 |
| 80HD Mounting Pkg, 1 3/4" Door | US32,US32D,652,SP28 | OHPART.10234 | 45.00 |
| 80HD Mounting Pkg, 1 3/4" Door | SPBLK | OHPART.10235 | 45.00 |
| 81 Mounting Pkg, Up to 2 1/4" Door | US3,US4,SP4 | OHPART.10236 | 30.00 |
| 81 Mounting Pkg, Up to 2 1/4" Door | US10,SP10 | OHPART.10237 | 30.00 |
| 81 Mounting Pkg, Up to 2 1/4" Door | US10B,SP313 | OHPART.10238 | 30.00 |
| 81 Mounting Pkg, Up to 2 1/4" Door | US32,US32D,652 | OHPART.10239 | 30.00 |
| 81 Mounting Pkg, Up to 2 1/4" Door | SPBLK | OHPART.10240 | 30.00 |
| 80 Security Mounting Pkg, 1 3/4" Door | - | OHPART.10241 | 20.00 |
| 80HD Security Mounting Pkg, 1 3/4" Door | - | OHPART.10242 | 27.00 |
| 81 Security Mounting Pkg, Up to 2 1/4" Door | - | OHPART.10243 | 20.00 |
| 70/79/81/90 Angle Screw Pkg | US3,US4,SP4 | OHPART.10049 | 8.50 |
| 70/79/81/90 Angle Screw Pkg | US10,SP10 | OHPART.10050 | 8.50 |
| 70/79/81/90 Angle Screw Pkg | US10B,SP313 | OHPART.10051 | 8.50 |
| 70/79/81/90 Angle Screw Pkg | US32,US32D,SP28 | OHPART.10052 | 8.50 |
| 70/79/81/90 Angle Screw Pkg | SPBLK | OHPART.10053 | 8.50 |

Prices subject to change without notice

90 Series

How to Order Arm Assembly

| | | | | | | |
|------------|--|-------|---|---|---|-----|
| Size - | 2, 3, 4, 5, 6 | ARM90 | 4 | H | - | US3 |
| Function - | H (Hold Open), S (Stop Only), F (Friction Hold Open), SE (Stop Only) | | | | | |
| Finish - | US3, US4, US10, US10B, US32, US32D, 652 SP4, SP10, SP313, SP28, SPBLK | | | | | |

| Description | Finish | List Price Each |
|-----------------|--------|-----------------|
| 90 Arm Assembly | US3 | \$206.00 |
| 90 Arm Assembly | US4 | 188.00 |
| 90 Arm Assembly | US10 | 188.00 |
| 90 Arm Assembly | US10B | 199.00 |
| 90 Arm Assembly | US32 | 206.00 |
| 90 Arm Assembly | US32D | 179.00 |
| 90 Arm Assembly | 652 | 132.00 |
| 90 Arm Assembly | SP4 | 114.00 |
| 90 Arm Assembly | SP10 | 114.00 |
| 90 Arm Assembly | SP313 | 114.00 |
| 90 Arm Assembly | SP28 | 114.00 |
| 90 Arm Assembly | SPBLK | 114.00 |

90 Series

How to Order Channel Assembly

| | | | | | | |
|------------|--|------------|---|---|---|-----|
| Size - | 2, 3, 4, 5, 6 | CHANNEL 90 | 4 | H | - | US3 |
| Function - | H (Hold Open), S (Stop Only), F (Friction Hold Open), SE (Stop Only) | | | | | |
| Finish - | US3, US4, US10, US10B, US32, US32D, 652 SP4, SP10, SP313, SP28, SPBLK | | | | | |

| Description | Finish | List Price Each |
|---------------------------------|--------|-----------------|
| 90 Channel Assembly - H, S or F | US3 | \$245.00 |
| 90 Channel Assembly - H,S or F | US4 | 220.00 |
| 90 Channel Assembly - H, S or F | US10 | 220.00 |
| 90 Channel Assembly - H,S or F | US10B | 234.00 |
| 90 Channel Assembly - H, S or F | US32 | 245.00 |
| 90 Channel Assembly - H,S or F | US32D | 214.00 |
| 90 Channel Assembly - H, S or F | 652 | 158.00 |
| 90 Channel Assembly - H,S or F | SP4 | 132.00 |
| 90 Channel Assembly - H, S or F | SP10 | 132.00 |
| 90 Channel Assembly - H,S or F | SP313 | 132.00 |
| 90 Channel Assembly - H, S or F | SP28 | 132.00 |
| 90 Channel Assembly - H,S or F | SPBLK | 132.00 |

continued on next page

Prices subject to change without notice

| Description | Finish | Part No. | List Price Each |
|--|---------------------|--------------|-----------------|
| 90 Series (continued) | | | |
| 90 Channel Assembly - SE | US3 | | \$294.00 |
| 90 Channel Assembly - SE | US4 | | 269.00 |
| 90 Channel Assembly - SE | US10 | | 269.00 |
| 90 Channel Assembly - SE | US10B | | 283.00 |
| 90 Channel Assembly - SE | US32 | | 294.00 |
| 90 Channel Assembly - SE | US32D | | 263.00 |
| 90 Channel Assembly - SE | 652 | | 207.00 |
| 90 Channel Assembly - SE | SP4 | | 181.00 |
| 90 Channel Assembly - SE | SP10 | | 181.00 |
| 90 Channel Assembly - SE | SP313 | | 181.00 |
| 90 Channel Assembly - SE | SP28 | | 181.00 |
| 90 Channel Assembly - SE | SPBLK | | 181.00 |
| ◆ 90 Old Style End Cap | SPBLK | OHPART.10306 | 17.00 |
| ◆ 90 Old Style End Cap & Spring Assembly | US3,US4,SP4 | OHPART.10307 | 23.00 |
| ◆ 90 Old Style End Cap & Spring Assembly | US10,SP10 | OHPART.10308 | 23.00 |
| ◆ 90 Old Style End Cap & Spring Assembly | SPBLK | OHPART.10312 | 23.00 |
| ◆ 90 Old Style End Cap Key (Pkg of 20) | - | OHPART.10313 | 8.50 |
| ◆ 90 Old Style Mounting Pkg, Up to 2 1/4" Door | US3,US4,SP4 | OHPART.10320 | 45.00 |
| ◆ 90 Old Style Mounting Pkg, Up to 2 1/4" Door | US10,SP10 | OHPART.10321 | 45.00 |
| ◆ 90 Old Style Mounting Pkg, Up to 2 1/4" Door | US10B,SP313 | OHPART.10322 | 45.00 |
| ◆ 90 Old Style Mounting Pkg, Up to 2 1/4" Door | US32,US32D,652,SP28 | OHPART.10323 | 45.00 |
| ◆ 90 Old Style Mounting Pkg, Up to 2 1/4" Door | SPBLK | OHPART.10324 | 45.00 |
| 70/79/81/90 Angle Screw Pkg | US3,US4,SP4 | OHPART.10049 | 8.50 |
| 70/79/81/90 Angle Screw Pkg | US10,SP10 | OHPART.10050 | 8.50 |
| 70/79/81/90 Angle Screw Pkg | US10B,SP313 | OHPART.10051 | 8.50 |
| 70/79/81/90 Angle Screw Pkg | US32,US32D,SP28 | OHPART.10052 | 8.50 |
| 70/79/81/90 Angle Screw Pkg | SPBLK | OHPART.10053 | 8.50 |
| 90 Hold Open Conversion Kit | - | OHPART.10325 | 27.00 |
| 90 Friction Hold Open Conversion Kit | - | OHPART.10326 | 17.00 |
| ◆ 90 Old Style SE Conversion Kit | SPBLK | OHPART.10332 | 27.00 |
| ● 90 End Cap | SPBLK | OHPART.11103 | 17.00 |
| ● 90 End Cap & Spring Assy. | SPBLK | OHPART.11104 | 23.00 |
| ● 90 Mounting Pkg, Up to 2 1/4" Dr. | US3,US4,SP4 | OHPART.11105 | 45.00 |
| ● 90 Mounting Pkg, Up to 2 1/4" Dr. | US10,SP10 | OHPART.11106 | 45.00 |
| ● 90 Mounting Pkg, Up to 2 1/4" Dr. | US10B,SP313 | OHPART.11107 | 45.00 |
| ● 90 Mounting Pkg, Up to 2 1/4" Dr. | US32,US32D,652,SP28 | OHPART.11108 | 45.00 |
| ● 90 Mounting Pkg, Up to 2 1/4" Dr. | SPBLK | OHPART.11109 | 45.00 |
| ● 90 SE Conversion Kit | SPBLK | OHPART.11110 | 27.00 |
| ● 90 Security Mount Pkg 2 1/4" | - | OHPART.10243 | 20.00 |
| ◆ For Overheads shipped before October 1, 2006 | | | |
| ● For Overheads shipped after October 1, 2006 | | | |

Prices subject to change without notice

100 Series

How to Order Arm Assembly

| | | | | | | |
|-------------------------|---|-------|---|---|---|-----|
| Size - | 1, 2, 3, 4, 5, 6 | ARM10 | 4 | H | - | US3 |
| Function - | H (Hold Open), S (Stop Only), HP (Internal Hold Open) F (Friction Hold Open), SE (Stop Only) | | | | | |
| Optional Jamb Bracket - | ADJ - Adjustable Jamb Bracket CJLH, CJRH - LCN5030 Jamb Bracket | | | | | |
| Finish - | US3, US4, US10, US10B, US32, US32D SP4, SP10, SP313, SP28, SPBLK | | | | | |

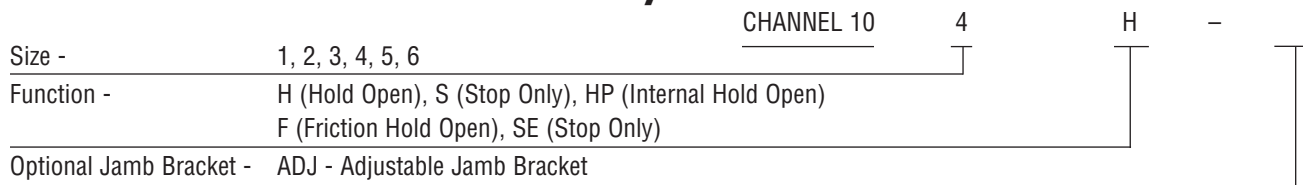
| Description | Finish | List Price Each |
|--|--------|-----------------|
| 100 Arm Assembly - Not ADJ, CJLH or CJRH | US3 | \$191.00 |
| 100 Arm Assembly - Not ADJ,CJLH or CJRH | US4 | 182.00 |
| 100 Arm Assembly - Not ADJ,CJLH or CJRH | US10 | 179.00 |
| 100 Arm Assembly - Not ADJ,CJLH or CJRH | US10B | 182.00 |
| 100 Arm Assembly - Not ADJ,CJLH or CJRH | US32 | 191.00 |
| 100 Arm Assembly - Not ADJ,CJLH or CJRH | US32D | 168.00 |
| 100 Arm Assembly - Not ADJ,CJLH or CJRH | SP4 | 168.00 |
| 100 Arm Assembly - Not ADJ,CJLH or CJRH | SP10 | 168.00 |
| 100 Arm Assembly - Not ADJ,CJLH or CJRH | SP313 | 168.00 |
| 100 Arm Assembly - Not ADJ,CJLH or CJRH | SP28 | 168.00 |
| 100 Arm Assembly - Not ADJ,CJLH or CJRH | SPBLK | 168.00 |
| 100 Arm Assembly with ADJ | US3 | 244.00 |
| 100 Arm Assembly with ADJ | US4 | 235.00 |
| 100 Arm Assembly with ADJ | US10 | 232.00 |
| 100 Arm Assembly with ADJ | US10B | 235.00 |
| 100 Arm Assembly with ADJ | US32 | 244.00 |
| 100 Arm Assembly with ADJ | US32D | 221.00 |
| 100 Arm Assembly with ADJ | SP4 | 221.00 |
| 100 Arm Assembly with ADJ | SP10 | 221.00 |
| 100 Arm Assembly with ADJ | SP313 | 221.00 |
| 100 Arm Assembly with ADJ | SP28 | 221.00 |
| 100 Arm Assembly with ADJ | SPBLK | 221.00 |
| 100 Arm Assembly with CJLH or CJRH | US3 | 243.00 |
| 100 Arm Assembly with CJLH or CJRH | US4 | 234.00 |
| 100 Arm Assembly with CJLH or CJRH | US10 | 231.00 |
| 100 Arm Assembly with CJLH or CJRH | US10B | 234.00 |
| 100 Arm Assembly with CJLH or CJRH | US32 | 243.00 |
| 100 Arm Assembly with CJLH or CJRH | US32D | 220.00 |
| 100 Arm Assembly with CJLH or CJRH | SP4 | 220.00 |
| 100 Arm Assembly with CJLH or CJRH | SP10 | 220.00 |
| 100 Arm Assembly with CJLH or CJRH | SP313 | 220.00 |
| 100 Arm Assembly with CJLH or CJRH | SP28 | 220.00 |
| 100 Arm Assembly with CJLH or CJRH | SPBLK | 220.00 |

continued on next page

Prices subject to change without notice

100 Series (continued)

How to Order Channel Assembly



| Description | Finish | Part No. | List Price Each |
|-------------------------------------|-----------------|--------------|-----------------|
| 100 Channel Assembly, Not ADJ or SE | - | | \$214.00 |
| 100 Channel Assembly with ADJ | - | | 237.00 |
| 100 Channel Assembly with SE | - | | 241.00 |
| 100H Knob Pkg | US3,US4,SP4 | OHPART.10401 | 22.00 |
| 100H Knob Pkg | US10,SP10 | OHPART.10402 | 22.00 |
| 100H Knob Pkg | US10B,SP313 | OHPART.10403 | 22.00 |
| 100H Knob Pkg | US32,US32D,SP28 | OHPART.10404 | 22.00 |
| 100H Knob Pkg | SPBLK | OHPART.10405 | 22.00 |
| 100 Mounting Pkg | US3,US4,SP4 | OHPART.10406 | 19.00 |
| 100 Mounting Pkg | US10,SP10 | OHPART.10407 | 19.00 |
| 100 Mounting Pkg | US10B,SP313 | OHPART.10408 | 19.00 |
| 100 Mounting Pkg | US32,US32D,SP28 | OHPART.10409 | 19.00 |
| 100 Mounting Pkg | SPBLK | OHPART.10410 | 19.00 |
| 100ADJ Mounting Pkg | US3,US4,SP4 | OHPART.10411 | 19.00 |
| 100ADJ Mounting Pkg | US10,SP10 | OHPART.10412 | 19.00 |
| 100ADJ Mounting Pkg | US10B,SP313 | OHPART.10413 | 19.00 |
| 100ADJ Mounting Pkg | US32,US32D,SP28 | OHPART.10414 | 19.00 |
| 100ADJ Mounting Pkg | SPBLK | OHPART.10415 | 19.00 |
| 100 Security Mounting Pkg | - | OHPART.10416 | 8.50 |
| 100ADJ Security Mounting Pkg | - | OHPART.10417 | 8.50 |
| 100ADJ Set Screw (Pkg of 10) | - | OHPART.10418 | 5.50 |
| 100F Conversion Kit | - | OHPART.10419 | 17.00 |
| 100H Conversion Kit | US3,US4,SP4 | OHPART.10420 | 54.00 |
| 100H Conversion Kit | US10,SP10 | OHPART.10421 | 54.00 |
| 100H Conversion Kit | US10B,SP313 | OHPART.10422 | 54.00 |
| 100H Conversion Kit | US32,US32D,SP28 | OHPART.10423 | 54.00 |
| 100H Conversion Kit | SPBLK | OHPART.10424 | 54.00 |
| 100ADJ Jamb Channel | US3 | OHPART.10425 | 73.00 |
| 100ADJ Jamb Channel | US4 | OHPART.10426 | 73.00 |
| 100ADJ Jamb Channel | US10 | OHPART.10427 | 73.00 |
| 100ADJ Jamb Channel | US10B | OHPART.10428 | 73.00 |
| 100ADJ Jamb Channel | US32 | OHPART.10429 | 73.00 |
| 100ADJ Jamb Channel | US32D | OHPART.10430 | 73.00 |
| 100ADJ Jamb Channel | SP4 | OHPART.10431 | 63.00 |
| 100ADJ Jamb Channel | SP10 | OHPART.10432 | 63.00 |
| 100ADJ Jamb Channel | SP313 | OHPART.10433 | 63.00 |
| 100ADJ Jamb Channel | SP28 | OHPART.10434 | 63.00 |
| 100ADJ Jamb Channel | SPBLK | OHPART.10435 | 63.00 |
| 100 Grommet (Pkg of 10) | - | OHPART.10436 | 15.00 |
| 100 SE KIT | - | OHPART.10437 | 75.00 |

Prices subject to change without notice

410/450 Series

How to Order Arm Assembly



| Description | Finish | List Price Each |
|----------------------|--------|-----------------|
| 410/450 Arm Assembly | US3 | \$96.00 |
| 410/450 Arm Assembly | US4 | 84.00 |
| 410/450 Arm Assembly | US10 | 84.00 |
| 410/450 Arm Assembly | US10B | 87.00 |
| 410/450 Arm Assembly | US32 | 96.00 |
| 410/450 Arm Assembly | US32D | 80.00 |
| 410/450 Arm Assembly | 652 | 54.00 |
| 410/450 Arm Assembly | SP4 | 54.00 |
| 410/450 Arm Assembly | SP10 | 54.00 |
| 410/450 Arm Assembly | SP313 | 54.00 |
| 410/450 Arm Assembly | SP28 | 54.00 |
| 410/450 Arm Assembly | SPBLK | 54.00 |

How to Order Channel Assembly



| Description | Finish | Part No. | List Price Each |
|------------------------------|--------|----------|-----------------|
| 450 Channel Assembly, Not SE | US3 | | \$134.00 |
| 450 Channel Assembly, Not SE | US4 | | 119.00 |
| 450 Channel Assembly, Not SE | US10 | | 119.00 |
| 450 Channel Assembly, Not SE | US10B | | 126.00 |
| 450 Channel Assembly, Not SE | US32 | | 134.00 |
| 450 Channel Assembly, Not SE | US32D | | 114.00 |
| 450 Channel Assembly, Not SE | 652 | | 83.00 |
| 450 Channel Assembly, Not SE | SP4 | | 83.00 |
| 450 Channel Assembly, Not SE | SP10 | | 83.00 |
| 450 Channel Assembly, Not SE | SP313 | | 83.00 |
| 450 Channel Assembly, Not SE | SP28 | | 83.00 |
| 450 Channel Assembly, Not SE | SPBLK | | 83.00 |

continued on next page

Prices subject to change without notice

| Description | Finish | Part No. | List Price Each |
|---|---------------------|--------------|-----------------|
| 410/450 Series (continued) | | | |
| 450SE Channel Assembly | US3 | | \$156.00 |
| 450SE Channel Assembly | US4 | | 141.00 |
| 450SE Channel Assembly | US10 | | 141.00 |
| 450SE Channel Assembly | US10B | | 148.00 |
| 450SE Channel Assembly | US32 | | 156.00 |
| 450SE Channel Assembly | US32D | | 136.00 |
| 450SE Channel Assembly | 652 | | 105.00 |
| 450SE Channel Assembly | SP4 | | 105.00 |
| 450SE Channel Assembly | SP10 | | 105.00 |
| 450SE Channel Assembly | SP313 | | 105.00 |
| 450SE Channel Assembly | SP28 | | 105.00 |
| 450SE Channel Assembly | SPBLK | | 105.00 |
| 410 Channel Assembly, Not SE | - | | 57.00 |
| 410SE Channel Assembly | - | | 79.00 |
| 450 Old Style End Cap * | US3,US4,SP4 | OHPART.10501 | 10.50 |
| 450 Old Style End Cap * | US10,SP10 | OHPART.10502 | 10.50 |
| 450 Old Style End Cap * | US10B,SP313 | OHPART.10503 | 10.50 |
| 450 Old Style End Cap * | US32 | OHPART.10504 | 23.00 |
| 450 Old Style End Cap * | US32D,652,SP28 | OHPART.10505 | 10.50 |
| 450 Old Style End Cap * | SPBLK | OHPART.10506 | 10.50 |
| 450 Old Style End Cap & Spring Assy * | US3,US4,SP4 | OHPART.10507 | 17.00 |
| 450 Old Style End Cap & Spring Assy * | US10,SP10 | OHPART.10508 | 17.00 |
| 450 Old Style End Cap & Spring Assy * | US10B,SP313 | OHPART.10509 | 17.00 |
| 450 Old Style End Cap & Spring Assy * | US32 | OHPART.10510 | 28.00 |
| 450 Old Style End Cap & Spring Assy * | US32D,652,SP28 | OHPART.10511 | 17.00 |
| 450 Old Style End Cap & Spring Assy * | SPBLK | OHPART.10512 | 17.00 |
| 450 Old Style End Cap Key (Pkg of 20) * | - | OHPART.10513 | 8.50 |
| 410 Old Style End Cap * | - | OHPART.10514 | 8.50 |
| 410 Old Style End Cap & Spring Assy * | - | OHPART.10515 | 11.50 |
| 410/450 New Style End Cap * | - | OHPART.10516 | 8.50 |
| 410/450 New Style End Cap Assy * | - | OHPART.10517 | 11.50 |
| 450 Mounting Pkg, 1 3/4" Door | US3,US4,SP4 | OHPART.10518 | 8.50 |
| 450 Mounting Pkg, 1 3/4" Door | US10,SP10 | OHPART.10519 | 8.50 |
| 450 Mounting Pkg, 1 3/4" Door | US10B,SP313 | OHPART.10520 | 8.50 |
| 450 Mounting Pkg, 1 3/4" Door | US32,US32D,652,SP28 | OHPART.10521 | 8.50 |
| 450 Mounting Pkg, 1 3/4" Door | SPBLK | OHPART.10522 | 8.50 |
| 450 Security Mounting Pkg, 1 3/4" Door | - | OHPART.10523 | 20.00 |
| 450 Mounting Pkg, Up to 2 1/4" Door | US3,US4,SP4 | OHPART.10524 | 16.00 |
| 450 Mounting Pkg, Up to 2 1/4" Door | US10,SP10 | OHPART.10525 | 16.00 |
| 450 Mounting Pkg, Up to 2 1/4" Door | US10B,SP313 | OHPART.10526 | 16.00 |
| 450 Mounting Pkg, Up to 2 1/4" Door | US32,US32D,652,SP28 | OHPART.10527 | 16.00 |
| 450 Mounting Pkg, Up to 2 1/4" Door | SPBLK | OHPART.10528 | 16.00 |
| 450 Mounting Pkg, Up to 1 3/8" Door | US3,US4,SP4 | OHPART.10529 | 33.00 |
| 450 Mounting Pkg, Up to 1 3/8" Door | US10,SP10 | OHPART.10530 | 33.00 |
| 450 Mounting Pkg, Up to 1 3/8" Door | US10B,SP313 | OHPART.10531 | 33.00 |
| 450 Mounting Pkg, Up to 1 3/8" Door | US32,US32D,652,SP28 | OHPART.10532 | 33.00 |
| 450 Mounting Pkg, Up to 1 3/8" Door | SPBLK | OHPART.10533 | 33.00 |

continued on next page

* Note: Old style units were built before December 2002, End Cap has Mounting Hole in the End Cap.
 New style units were built starting December 2002, the End Cap goes into the channel and the mounting hole goes through both the channel & end cap.

Prices subject to change without notice

| Description | Finish | Part No. | List Price Each |
|--|---------------------|--------------|-----------------|
| 410/450 Series (continued) | | | |
| 410 Old Style Mounting Pkg * | US3,US4,SP4 | OHPART.10534 | \$12.50 |
| 410 Old Style Mounting Pkg * | US10,SP10 | OHPART.10535 | 12.50 |
| 410 Old Style Mounting Pkg * | US10B,SP313 | OHPART.10536 | 12.50 |
| 410 Old Style Mounting Pkg * | US32,US32D,652,SP28 | OHPART.10537 | 12.50 |
| 410 Old Style Mounting Pkg * | SPBLK | OHPART.10538 | 12.50 |
| 410 New Style Mounting Pkg * | US3,US4,SP4 | OHPART.10539 | 17.00 |
| 410 New Style Mounting Pkg * | US10,SP10 | OHPART.10540 | 17.00 |
| 410 New Style Mounting Pkg * | US10B,SP313 | OHPART.10541 | 17.00 |
| 410 New Style Mounting Pkg * | US32,US32D,652,SP28 | OHPART.10542 | 17.00 |
| 410 New Style Mounting Pkg * | SPBLK | OHPART.10543 | 17.00 |
| 410 New Security Mounting Pkg | - | OHPART.10554 | 15.00 |
| 450 Angle Screw Pkg | US3,US4,SP4 | OHPART.10556 | 8.50 |
| 450 Angle Screw Pkg | US10,SP10 | OHPART.10557 | 8.50 |
| 450 Angle Screw Pkg | US10B,SP313 | OHPART.10558 | 8.50 |
| 450 Angle Screw Pkg | US32,US32D,SP28 | OHPART.10559 | 8.50 |
| 450 Angle Screw Pkg | SPBLK | OHPART.10560 | 8.50 |
| 410 Old Security Mounting Pkg, 1 3/4" Door | - | OHPART.10555 | 15.00 |
| 410/450 Hold Open Conversion Kit | - | OHPART.10544 | 31.00 |
| 410/450 Friction Hold Open Conversion Kit | - | OHPART.10545 | 22.00 |
| 450 SE Old Style Conversion Kit * | US3,US4,SP4 | OHPART.10546 | 31.00 |
| 450 SE Old Style Conversion Kit * | US10,SP10 | OHPART.10547 | 31.00 |
| 450 SE Old Style Conversion Kit * | US10B,SP313 | OHPART.10548 | 31.00 |
| 450 SE Old Style Conversion Kit * | US32 | OHPART.10549 | 31.00 |
| 450 SE Old Style Conversion Kit * | US32D,652,SP28 | OHPART.10550 | 31.00 |
| 450 SE Old Style Conversion Kit * | SPBLK | OHPART.10551 | 31.00 |
| 410 SE Old Style Conversion Kit * | - | OHPART.10552 | 28.00 |
| 410/450 SE New Style Conversion Kit * | - | OHPART.10553 | 28.00 |

* Note: Old style units were built before December 2002, End Cap has Mounting Hole in the End Cap.
 New style units were built starting December 2002, the End Cap goes into the channel and the mounting hole goes through both the channel & end cap.

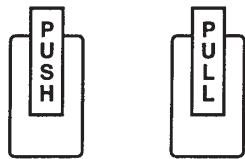
280 Series

| Description | Finish | Part No. | List Price Each |
|-------------------------------|--------|--------------|-----------------|
| 280 Arm Assembly | US28 | OHPART.10601 | \$126.00 |
| 280 Arm Assembly | 313AN | OHPART.10602 | 126.00 |
| 280 Mounting Package | US28 | OHPART.10603 | 28.00 |
| 280 Mounting Package | 313AN | OHPART.10604 | 28.00 |
| 280 Security Mounting Package | - | OHPART.10605 | 19.00 |

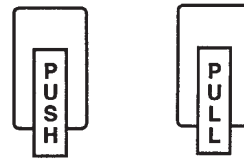
Prices subject to change without notice

How to Order Handle Assembly

| | | | | | |
|------------|--|--------|-------|--------|-------|
| Model - | HL6 HL6M - HL6 Mortise Lock Version PL7 - Push Side Thumbturn PL8 - Pull Side Thumbturn | HANDLE | - HL6 | - PUSH | - US3 |
| Material - | B - Brass Material for US26D | | | | |
| Options - | Engraving - Up, Down, Towards, Away EO (Exit Only), EN (Entrance Only) | | | | |
| Style - | PUSH PULL | | | | |
| Finish - | US3, US4, US10, US10B, US26, US26D, US32, US32D | | | | |



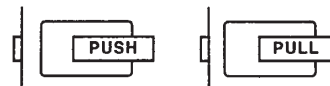
Engraved Up



Engraved Down



Engrave Towards



Engrave Away

| Description | Finish | List Price Each |
|--|---------------|-----------------|
| HL6 Push or Pull Handle Assy with No Options | US3 | \$128.00 |
| HL6 Push or Pull Handle Assy with No Options | US4 | 118.00 |
| HL6 Push or Pull Handle Assy with No Options | US10 | 118.00 |
| HL6 Push or Pull Handle Assy with No Options | US10B | 128.00 |
| HL6 Push or Pull Handle Assy with No Options | US26 | 126.00 |
| HL6 Push or Pull Handle Assy with No Options | US26D | 103.00 |
| HL6 Push or Pull Handle Assy with No Options | US26D (Brass) | 114.00 |
| HL6 Push or Pull Handle Assy with No Options | US32 | 121.00 |
| HL6 Push or Pull Handle Assy with No Options | US32D | 118.00 |
| HL6EO Push or EN Pull Handle Assy | US3 | 128.00 |
| HL6EO Push or EN Pull Handle Assy | US4 | 118.00 |
| HL6EO Push or EN Pull Handle Assy | US10 | 118.00 |
| HL6EO Push or EN Pull Handle Assy | US10B | 128.00 |
| HL6EO Push or EN Pull Handle Assy | US26 | 126.00 |
| HL6EO Push or EN Pull Handle Assy | US26D | 103.00 |
| HL6EO Push or EN Pull Handle Assy | US26D(Brass) | 114.00 |
| HL6EO Push or EN Pull Handle Assy | US32 | 121.00 |
| HL6EO Push or EN Pull Handle Assy | US32D | 116.00 |

continued on next page

Prices subject to change without notice

| Description | Finish | Part No. | List Price Each |
|---|--------------|--------------|-----------------|
| HL6 Engraved Push or Pull Handle Assy | US3 | | \$141.00 |
| HL6 Engraved Push or Pull Handle Assy | US4 | | 131.00 |
| HL6 Engraved Push or Pull Handle Assy | US10 | | 131.00 |
| HL6 Engraved Push or Pull Handle Assy | US10B | | 141.00 |
| HL6 Engraved Push or Pull Handle Assy | US26 | | 139.00 |
| HL6 Engraved Push or Pull Handle Assy | US26D | | 116.00 |
| HL6 Engraved Push or Pull Handle Assy | US26D(Brass) | | 127.00 |
| HL6 Engraved Push or Pull Handle Assy | US32 | | 134.00 |
| HL6 Engraved Push or Pull Handle Assy | US32D | | 131.00 |
| HL6M Push or Pull Handle Assy | US3 | | 128.00 |
| HL6M Push or Pull Handle Assy | US4 | | 118.00 |
| HL6M Push or Pull Handle Assy | US10 | | 118.00 |
| HL6M Push or Pull Handle Assy | US10B | | 128.00 |
| HL6M Push or Pull Handle Assy | US26 | | 126.00 |
| HL6M Push or Pull Handle Assy | US26D | | 103.00 |
| HL6M Push or Pull Handle Assy | US26D(Brass) | | 114.00 |
| HL6M Push or Pull Handle Assy | US32 | | 121.00 |
| HL6M Push or Pull Handle Assy | US32D | | 118.00 |
| HL6M Engraved Push or Pull Handle Assy | US3 | | 141.00 |
| HL6M Engraved Push or Pull Handle Assy | US4 | | 131.00 |
| HL6M Engraved Push or Pull Handle Assy | US10 | | 131.00 |
| HL6M Engraved Push or Pull Handle Assy | US10B | | 141.00 |
| HL6M Engraved Push or Pull Handle Assy | US26 | | 139.00 |
| HL6M Engraved Push or Pull Handle Assy | US26D | | 116.00 |
| HL6M Engraved Push or Pull Handle Assy | US26D(Brass) | | 127.00 |
| HL6M Engraved Push or Pull Handle Assy | US32 | | 134.00 |
| HL6M Engraved Push or Pull Handle Assy | US32D | | 131.00 |
| PL7/PL8 Push or Pull Handle Assy | US3 | | 160.00 |
| PL7/PL8 Push or Pull Handle Assy | US4 | | 154.00 |
| PL7/PL8 Push or Pull Handle Assy | US10 | | 154.00 |
| PL7/PL8 Push or Pull Handle Assy | US10B | | 160.00 |
| PL7/PL8 Push or Pull Handle Assy | US26 | | 157.00 |
| PL7/PL8 Push or Pull Handle Assy | US26D | | 133.00 |
| PL7/PL8 Push or Pull Handle Assy | US26D(Brass) | | 144.00 |
| PL7/PL8 Push or Pull Handle Assy | US32 | | 160.00 |
| PL7/PL8 Push or Pull Handle Assy | US32D | | 154.00 |
| PL7/PL8 Engraved Push or Pull Handle Assy | US3 | | 173.00 |
| PL7/PL8 Engraved Push or Pull Handle Assy | US4 | | 167.00 |
| PL7/PL8 Engraved Push or Pull Handle Assy | US10 | | 167.00 |
| PL7/PL8 Engraved Push or Pull Handle Assy | US10B | | 173.00 |
| PL7/PL8 Engraved Push or Pull Handle Assy | US26 | | 170.00 |
| PL7/PL8 Engraved Push or Pull Handle Assy | US26D | | 146.00 |
| PL7/PL8 Engraved Push or Pull Handle Assy | US26D(Brass) | | 157.00 |
| PL7/PL8 Engraved Push or Pull Handle Assy | US32 | | 173.00 |
| PL7/PL8 Engraved Push or Pull Handle Assy | US32D | | 167.00 |
| HL6/HL6M Cover Pkg | US3 | HLPART.10001 | 74.00 |
| HL6/HL6M Cover Pkg | US4 | HLPART.10002 | 66.00 |
| HL6/HL6M Cover Pkg | US10 | HLPART.10003 | 66.00 |
| HL6/HL6M Cover Pkg | US10B | HLPART.10004 | 74.00 |
| HL6/HL6M Cover Pkg | US26 | HLPART.10005 | 74.00 |
| HL6/HL6M Cover Pkg | US26D | HLPART.10006 | 58.00 |

continued on next page

Prices subject to change without notice

| Description | Finish | Part No. | List Price Each |
|---------------------------------|-----------------------|-----------------|------------------------|
| HL6/HL6M Cover Pkg | US26D(Brass) | HLPART.10007 | \$66.00 |
| HL6/HL6M Cover Pkg | US32 | HLPART.10008 | 70.00 |
| HL6/HL6M Cover Pkg | US32D | HLPART.10009 | 66.00 |
| PL7/PL8 Coin Release Cover Pkg | US3 | HLPART.10010 | 103.00 |
| PL7/PL8 Coin Release Cover Pkg | US4 | HLPART.10011 | 94.00 |
| PL7/PL8 Coin Release Cover Pkg | US10 | HLPART.10012 | 94.00 |
| PL7/PL8 Coin Release Cover Pkg | US10B | HLPART.10013 | 103.00 |
| PL7/PL8 Coin Release Cover Pkg | US26 | HLPART.10014 | 103.00 |
| PL7/PL8 Coin Release Cover Pkg | US26D | HLPART.10015 | 86.00 |
| PL7/PL8 Coin Release Cover Pkg | US26D(Brass) | HLPART.10016 | 94.00 |
| PL7/PL8 Coin Release Cover Pkg | US32 | HLPART.10017 | 99.00 |
| PL7/PL8 Coin Release Cover Pkg | US32D | HLPART.10018 | 99.00 |
| PL7/PL8 Thumbturn Cover Pkg | US3 | HLPART.10019 | 166.00 |
| PL7/PL8 Thumbturn Cover Pkg | US4 | HLPART.10020 | 161.00 |
| PL7/PL8 Thumbturn Cover Pkg | US10 | HLPART.10021 | 161.00 |
| PL7/PL8 Thumbturn Cover Pkg | US10B | HLPART.10022 | 166.00 |
| PL7/PL8 Thumbturn Cover Pkg | US26 | HLPART.10023 | 166.00 |
| PL7/PL8 Thumbturn Cover Pkg | US26D | HLPART.10024 | 154.00 |
| PL7/PL8 Thumbturn Cover Pkg | US26D(Brass) | HLPART.10025 | 162.00 |
| PL7/PL8 Thumbturn Cover Pkg | US32 | HLPART.10026 | 164.00 |
| PL7/PL8 Thumbturn Cover Pkg | US32D | HLPART.10027 | 161.00 |
| PL7/PL8 Coin Release Pkg | US3 | HLPART.10028 | 26.00 |
| PL7/PL8 Coin Release Pkg | US4 | HLPART.10029 | 26.00 |
| PL7/PL8 Coin Release Pkg | US10 | HLPART.10030 | 26.00 |
| PL7/PL8 Coin Release Pkg | US10B | HLPART.10031 | 26.00 |
| PL7/PL8 Coin Release Pkg | US26,US32 | HLPART.10032 | 26.00 |
| PL7/PL8 Coin Release Pkg | US26D,US32D | HLPART.10033 | 26.00 |
| PL7/PL8 Thumbturn Pkg | US3 | HLPART.10034 | 88.00 |
| PL7/PL8 Thumbturn Pkg | US4 | HLPART.10035 | 88.00 |
| PL7/PL8 Thumbturn Pkg | US10 | HLPART.10036 | 88.00 |
| PL7/PL8 Thumbturn Pkg | US10B | HLPART.10037 | 88.00 |
| PL7/PL8 Thumbturn Pkg | US26,US32 | HLPART.10038 | 88.00 |
| PL7/PL8 Thumbturn Pkg | US26D,US32D | HLPART.10039 | 88.00 |
| HL6/PL7/PL8 Standard Strike Pkg | US3 | HLPART.10040 | 25.00 |
| HL6/PL7/PL8 Standard Strike Pkg | US4 | HLPART.10041 | 25.00 |
| HL6/PL7/PL8 Standard Strike Pkg | US10 | HLPART.10042 | 25.00 |
| HL6/PL7/PL8 Standard Strike Pkg | US10B | HLPART.10043 | 25.00 |
| HL6/PL7/PL8 Standard Strike Pkg | US26,US26D,US32,US32D | HLPART.10044 | 25.00 |
| HL6/PL7/PL8 ASA Strike Pkg | US3 | HLPART.10045 | 25.00 |
| HL6/PL7/PL8 ASA Strike Pkg | US4 | HLPART.10046 | 25.00 |
| HL6/PL7/PL8 ASA Strike Pkg | US10 | HLPART.10047 | 25.00 |
| HL6/PL7/PL8 ASA Strike Pkg | US10B | HLPART.10048 | 25.00 |
| HL6/PL7/PL8 ASA Strike Pkg | US26,US26D,US32,US32D | HLPART.10049 | 25.00 |
| HL6M ASA Strike Pkg | US3 | HLPART.10050 | 17.00 |
| HL6M ASA Strike Pkg | US4 | HLPART.10051 | 17.00 |
| HL6M ASA Strike Pkg | US10 | HLPART.10052 | 17.00 |
| HL6M ASA Strike Pkg | US10B | HLPART.10053 | 17.00 |
| HL6M ASA Strike Pkg | US26,US26D,US32,US32D | HLPART.10054 | 17.00 |
| HL6/PL7/PL8 RL Strike Pkg | US3 | HLPART.10055 | 17.00 |
| HL6/PL7/PL8 RL Strike Pkg | US4 | HLPART.10056 | 17.00 |
| HL6/PL7/PL8 RL Strike Pkg | US10 | HLPART.10057 | 17.00 |
| HL6/PL7/PL8 RL Strike Pkg | US10B | HLPART.10058 | 17.00 |
| HL6/PL7/PL8 RL Strike Pkg | US26,US26D,US32,US32D | HLPART.10059 | 17.00 |

continued on next page

Prices subject to change without notice

| Description | Finish | Part No. | List Price Each |
|-------------------------------------|-------------|--------------|-----------------|
| HL6/PL7/PL8 2 3/4" Latchbolt Pkg | US3 | HLPART.10060 | \$45.00 |
| HL6/PL7/PL8 2 3/4" Latchbolt Pkg | US4 | HLPART.10061 | 45.00 |
| HL6/PL7/PL8 2 3/4" Latchbolt Pkg | US10 | HLPART.10062 | 45.00 |
| HL6/PL7/PL8 2 3/4" Latchbolt Pkg | US10B | HLPART.10063 | 45.00 |
| HL6/PL7/PL8 2 3/4" Latchbolt Pkg | US26,US32 | HLPART.10064 | 45.00 |
| HL6/PL7/PL8 2 3/4" Latchbolt Pkg | US26D,US32D | HLPART.10065 | 45.00 |
| HL6/PL7/PL8 3 3/4" Latchbolt Pkg | US3 | HLPART.10066 | 47.00 |
| HL6/PL7/PL8 3 3/4" Latchbolt Pkg | US4 | HLPART.10067 | 47.00 |
| HL6/PL7/PL8 3 3/4" Latchbolt Pkg | US10 | HLPART.10068 | 47.00 |
| HL6/PL7/PL8 3 3/4" Latchbolt Pkg | US10B | HLPART.10069 | 47.00 |
| HL6/PL7/PL8 3 3/4" Latchbolt Pkg | US26,US32 | HLPART.10070 | 47.00 |
| HL6/PL7/PL8 3 3/4" Latchbolt Pkg | US26D,US32D | HLPART.10071 | 47.00 |
| HL6/PL7/PL8 5" Latchbolt Pkg | US3 | HLPART.10072 | 48.00 |
| HL6/PL7/PL8 5" Latchbolt Pkg | US4 | HLPART.10073 | 48.00 |
| HL6/PL7/PL8 5" Latchbolt Pkg | US10 | HLPART.10074 | 48.00 |
| HL6/PL7/PL8 5" Latchbolt Pkg | US10B | HLPART.10075 | 48.00 |
| HL6/PL7/PL8 5" Latchbolt Pkg | US26,US32 | HLPART.10076 | 48.00 |
| HL6/PL7/PL8 5" Latchbolt Pkg | US26D,US32D | HLPART.10077 | 48.00 |
| HL6/PL7/PL8 7" Latchbolt Pkg | US3 | HLPART.10078 | 93.00 |
| HL6/PL7/PL8 7" Latchbolt Pkg | US4 | HLPART.10079 | 93.00 |
| HL6/PL7/PL8 7" Latchbolt Pkg | US10 | HLPART.10080 | 93.00 |
| HL6/PL7/PL8 7" Latchbolt Pkg | US10B | HLPART.10081 | 93.00 |
| HL6/PL7/PL8 7" Latchbolt Pkg | US26,US32 | HLPART.10082 | 93.00 |
| HL6/PL7/PL8 7" Latchbolt Pkg | US26D,US32D | HLPART.10083 | 93.00 |
| HL6/PL7/PL8RL Faceplate Adapter Pkg | US3 | HLPART.10084 | 26.00 |
| HL6/PL7/PL8RL Faceplate Adapter Pkg | US4 | HLPART.10085 | 26.00 |
| HL6/PL7/PL8RL Faceplate Adapter Pkg | US10 | HLPART.10086 | 26.00 |
| HL6/PL7/PL8RL Faceplate Adapter Pkg | US10B | HLPART.10087 | 26.00 |
| HL6/PL7/PL8RL Faceplate Adapter Pkg | US26,US32 | HLPART.10088 | 26.00 |
| HL6/PL7/PL8RL Faceplate Adapter Pkg | US26D,US32D | HLPART.10089 | 26.00 |
| HL6/PL7/PL8RL Conversion Kit | US3 | HLPART.10090 | 40.00 |
| HL6/PL7/PL8RL Conversion Kit | US4 | HLPART.10091 | 40.00 |
| HL6/PL7/PL8RL Conversion Kit | US10 | HLPART.10092 | 40.00 |
| HL6/PL7/PL8RL Conversion Kit | US10B | HLPART.10093 | 40.00 |
| HL6/PL7/PL8RL Conversion Kit | US26,US32 | HLPART.10094 | 40.00 |
| HL6/PL7/PL8RL Conversion Kit | US26D,US32D | HLPART.10095 | 40.00 |
| HL6M Armor Front - 9010,9040 | US3 | HLPART.10096 | 25.00 |
| HL6M Armor Front - 9010,9040 | US4 | HLPART.10097 | 25.00 |
| HL6M Armor Front - 9010,9040 | US10 | HLPART.10098 | 25.00 |
| HL6M Armor Front - 9010,9040 | US10B | HLPART.10099 | 25.00 |
| HL6M Armor Front - 9010,9040 | US26,US32 | HLPART.10100 | 25.00 |
| HL6M Armor Front - 9010,9040 | US26D,US32D | HLPART.10101 | 25.00 |
| HL6M Armor Front - 9050/60/70/80/82 | US3 | HLPART.10102 | 25.00 |
| HL6M Armor Front - 9050/60/70/80/82 | US4 | HLPART.10103 | 25.00 |
| HL6M Armor Front - 9050/60/70/80/82 | US10 | HLPART.10104 | 25.00 |
| HL6M Armor Front - 9050/60/70/80/82 | US10B | HLPART.10105 | 25.00 |
| HL6M Armor Front - 9050/60/70/80/82 | US26,US32 | HLPART.10106 | 25.00 |
| HL6M Armor Front - 9050/60/70/80/82 | US26D,US32D | HLPART.10107 | 25.00 |

continued on next page

Prices subject to change without notice

| Description | Finish | Part No. | List Price Each |
|---|---------------|-----------------|------------------------|
| HL6M Armor Front - 9456/57/65/66/73 | US3 | HLPART.10108 | \$25.00 |
| HL6M Armor Front - 9456/57/65/66/73 | US4 | HLPART.10109 | 25.00 |
| HL6M Armor Front - 9456/57/65/66/73 | US10 | HLPART.10110 | 25.00 |
| HL6M Armor Front - 9456/57/65/66/73 | US10B | HLPART.10111 | 25.00 |
| HL6M Armor Front - 9456/57/65/66/73 | US26,US32 | HLPART.10112 | 25.00 |
| HL6M Armor Front - 9456/57/65/66/73 | US26D,US32D | HLPART.10113 | 25.00 |
| HL6M Armor Front - 9453/85/86 | US3 | HLPART.10114 | 25.00 |
| HL6M Armor Front - 9453/85/86 | US4 | HLPART.10115 | 25.00 |
| HL6M Armor Front - 9453/85/86 | US10 | HLPART.10116 | 25.00 |
| HL6M Armor Front - 9453/85/86 | US10B | HLPART.10117 | 25.00 |
| HL6M Armor Front - 9453/85/86 | US26,US32 | HLPART.10118 | 25.00 |
| HL6M Armor Front - 9453/85/86 | US26D,US32D | HLPART.10119 | 25.00 |
| HL6M Emergency Button - 9040 | US3 | HLPART.10120 | 10.50 |
| HL6M Emergency Button - 9040 | US4 | HLPART.10121 | 10.50 |
| HL6M Emergency Button - 9040 | US10 | HLPART.10122 | 10.50 |
| HL6M Emergency Button - 9040 | US10B | HLPART.10123 | 10.50 |
| HL6M Emergency Button - 9040 | US26,US32 | HLPART.10124 | 10.50 |
| HL6M Emergency Button - 9040 | US26D,US32D | HLPART.10125 | 10.50 |
| HL6M Thumbturn - 9040/50/9453/56/73/85/86 | US3 | HLPART.10126 | 47.00 |
| HL6M Thumbturn - 9040/50/9453/56/73/85/86 | US4 | HLPART.10127 | 47.00 |
| HL6M Thumbturn - 9040/50/9453/56/73/85/86 | US10 | HLPART.10128 | 47.00 |
| HL6M Thumbturn - 9040/50/9453/56/73/85/86 | US10B | HLPART.10129 | 47.00 |
| HL6M Thumbturn - 9040/50/9453/56/73/85/86 | US26,US32 | HLPART.10130 | 47.00 |
| HL6M Thumbturn - 9040/50/9453/56/73/85/86 | US26D,US32D | HLPART.10131 | 47.00 |
| HL6EO/EN Backplate Assembly | US3 | HLPART.10132 | 138.00 |
| HL6EO/EN Backplate Assembly | US4 | HLPART.10133 | 127.00 |
| HL6EO/EN Backplate Assembly | US10 | HLPART.10134 | 127.00 |
| HL6EO/EN Backplate Assembly | US10B | HLPART.10135 | 138.00 |
| HL6EO/EN Backplate Assembly | US26,US32 | HLPART.10136 | 134.00 |
| HL6EO/EN Backplate Assembly | US26D,US32D | HLPART.10137 | 115.00 |
| HL6M Lock Body - 9010 | - | HLPART.10138 | 183.00 |
| HL6M Lock Body - 9040 | - | HLPART.10139 | 214.00 |
| HL6M Lock Body - 9050/60/70 | - | HLPART.10140 | 239.00 |
| HL6M Lock Body - 9080 | - | HLPART.10141 | 239.00 |
| HL6M Lock Body - 9080EL | - | HLPART.10142 | 766.00 |
| HL6M Lock Body - 9080EU | - | HLPART.10143 | 766.00 |
| HL6M Lock Body - 9080EL/RX | - | HLPART.10144 | 994.00 |
| HL6M Lock Body - 9080EU/RX | - | HLPART.10145 | 994.00 |
| HL6M Lock Body - 9082 | - | HLPART.10146 | 239.00 |
| HL6M Lock Body - 9082EL | - | HLPART.10147 | 766.00 |
| HL6M Lock Body - 9082EU | - | HLPART.10148 | 766.00 |
| HL6M Lock Body - 9453 | - | HLPART.10149 | 263.00 |
| HL6M Lock Body - 9456 | - | HLPART.10150 | 263.00 |
| HL6M Lock Body - 9465/66/73 | - | HLPART.10151 | 263.00 |
| HL6M Lock Body - 9485/86 | - | HLPART.10152 | 326.00 |
| HL6/PL7/PL8 Lead Lining - 2 3/4" | - | HLPART.10153 | 85.00 |
| HL6/PL7/PL8 Lead Lining - 3 3/4" | - | HLPART.10154 | 85.00 |
| HL6/PL7/PL8 Lead Lining - 5" | - | HLPART.10155 | 85.00 |
| HL6/PL7/PL8 Lead Lining - 7" | - | HLPART.10156 | 85.00 |
| HL6M Lead Lining | - | HLPART.10157 | 244.00 |

continued on next page

Prices subject to change without notice

| Description | Finish | Part No. | List Price Each |
|---|-----------------------|-----------------|------------------------|
| HL6/HL6M/PL7/PL8 Spring & Rivet Pkg | - | HLPART.10158 | \$11.50 |
| HL6 Old Style Spring(1 Coil) & Rivet Pkg | - | HLPART.10159 | 11.50 |
| HL6/HL6M/PL7/PL8 Rivet Pkg | - | HLPART.10160 | 10.50 |
| HL6M Mounting Plate | - | HLPART.10161 | 10.50 |
| HL6/PL7/PL8 Mounting Pkg | US3,US4 | HLPART.10162 | 19.00 |
| HL6/PL7/PL8 Mounting Pkg | US10 | HLPART.10163 | 19.00 |
| HL6/PL7/PL8 Mounting Pkg | US10B | HLPART.10164 | 19.00 |
| HL6/PL7/PL8 Mounting Pkg | US26,US26D,US32,US32D | HLPART.10165 | 19.00 |
| HL6EO/EN Mounting Pkg | US3,US4 | HLPART.10166 | 19.00 |
| HL6EO/EN Mounting Pkg | US10 | HLPART.10167 | 19.00 |
| HL6EO/EN Mounting Pkg | US10B | HLPART.10168 | 19.00 |
| HL6EO/EN Mounting Pkg | US26,US26D,US32,US32D | HLPART.10169 | 19.00 |
| HL6M Mounting Pkg | US3,US4 | HLPART.10170 | 19.00 |
| HL6M Mounting Pkg | US10 | HLPART.10171 | 19.00 |
| HL6M Mounting Pkg | US10B | HLPART.10172 | 19.00 |
| HL6M Mounting Pkg | US26,US26D,US32,US32D | HLPART.10173 | 19.00 |
| HL6/PL7/PL8 Security Mounting Pkg | - | HLPART.10174 | 25.00 |
| HL6EO/EN Security Mounting Pkg | - | HLPART.10175 | 25.00 |
| HL6M Security Mounting Pkg | - | HLPART.10176 | 25.00 |
| HL6/HL6M,/PL7/PL8 Cover Screws(Pkg of 25) | US3,US4 | HLPART.10177 | 24.00 |
| HL6/HL6M,/PL7/PL8 Cover Screws(Pkg of 25) | US10 | HLPART.10178 | 24.00 |
| HL6/HL6M,/PL7/PL8 Cover Screws(Pkg of 25) | US10B | HLPART.10179 | 24.00 |
| HL6/HL6M,/PL7/PL8 Cover Screws(Pkg of 25) | US26,US26D,US32,US32D | HLPART.10180 | 24.00 |
| HL6M Mounting Nut (Pkg of 25) | - | HLPART.10182 | 8.50 |
| HL6M Armor Front Screws(Pkg of 10) | US3,US4 | HLPART.10183 | 10.50 |
| HL6M Armor Front Screws (Pkg of 10) | US10 | HLPART.10184 | 10.50 |
| HL6M Armor Front Screws(Pkg of 10) | US10B | HLPART.10185 | 10.50 |
| HL6M Armor Front Screws (Pkg of 10) | US26,US26D,US32,US32D | HLPART.10186 | 10.50 |

Prices subject to change without notice

GLYNN-JOHNSON WARRANTY

Glynn-Johnson (the "Company") warrants only to Customer that the products will be free from defects in material and workmanship for a period of 12 months from the date of shipment of the products. The Customer shall be obligated to promptly report any failure to conform to this warranty in writing to the Company within the warranty period provided above. Company's sole obligation under this warranty is limited to repairing or replacing, at its option, the defective products.

NO OTHER WARRANTIES, EXPRESS OR IMPLIED, ARE MADE WITH RESPECT TO THE PRODUCTS INCLUDING, BUT NOT LIMITED TO, ANY IMPLIED WARRANTY OF MERCHANTABILITY OR FITNESS FOR A PARTICULAR PURPOSE.

The provisions of this limited warranty do not apply to products: (i) used for the purposes for which they are not designed or intended; (ii) which have been repaired or altered without Company's prior written consent; (iii) which have been subjected to misuse, abuse, negligence, or accident; (iv) which have been improperly stored, installed, maintained, or operated; (v) which have been used in violation of written instructions provided by Company to Customer; (vi) which have been subjected to improper temperature, humidity, or other environmental conditions; (vii) which have been affected by normal wear and tear; or (viii) which, based on Company's examination, do not disclose to Company's satisfaction nonconformance to the warranty.

The following costs and expenses are not covered by the provisions of this limited warranty: (i) labor costs for the removal and reinstallation of products; (ii) shipping and freight expenses required to return products to Company; (iii) normal maintenance; and (iv) economic losses. In addition, the provisions of this warranty are not applicable to anything other than defects in Company's material (products only) or workmanship.

CONSUMER PRODUCTS. With respect to "consumer products" as defined under the Magnuson-Moss Warranty Act ("MMWA"), the following statements are made.

(a) Some states do not allow limitations on how long an implied warranty lasts, so the above limitation may not apply to you. **IF ANY IMPLIED WARRANTY IS PROVIDED UNDER THE MMWA, IT IS LIMITED TO THE DURATION OF THE WARRANTY PROVIDED ABOVE.** (b) Some states do not allow the exclusion or limitation of incidental or consequential damages, so the above limitation or exclusion may not apply to you. (c) This warranty gives you specific legal rights and you may also have other rights which vary from state to state.

**INGERSOLL-RAND COMPANY, SECURITY TECHNOLOGIES SECTOR,
GENERAL TERMS AND CONDITIONS OF SALE AND SERVICE**

1. GENERAL. (a) This Agreement contains the terms and conditions by which Company will quote and sell its Products and Services to Customer. (b) The terms "purchase order" or "order" for the purposes of this Agreement include the term "request for quotation," as appropriate. (c) This Agreement supersedes all *pre-printed* and boilerplate terms and conditions set forth in any purchase order issued by Customer. (d) No reference herein to Customer's purchase order will in any way incorporate different or additional terms and conditions which are hereby objected to. (e) ANY ACCEPTANCE BY COMPANY OF CUSTOMER'S PURCHASE ORDER IS EXPRESSLY CONDITIONED ON THE CUSTOMER'S ASSENT TO AND ACCEPTANCE OF THE TERMS AND CONDITIONS CONTAINED IN THIS AGREEMENT. (f) In the event of a conflict between this Agreement and a purchase order issued by Customer, the terms of this Agreement will prevail. In the event of a conflict between this Agreement and any specific Product or Service terms and conditions, the specific Product or Service terms and conditions will prevail.

2. SCOPE OF PRODUCTS AND SERVICES AND ORDERS.

(a) **Scope of Products and Services.** The scope of the Products and Services (including, but not limited to location) are (i) attached to this Agreement, (ii) separately furnished by Company to Customer, or (iii) subject to Section 1 herein, contained in an order submitted by Customer. Non-standard finishes and special items may be available. Contact Company for such availability. All Products that come in "kits" cannot be sold as individual pieces. See the specific product terms and conditions for exceptions. (b) **Orders.** All orders submitted by Customer must be in written form acceptable to Company. (c) **Receipt of an Order.** Company will acknowledge receipt of each order issued in accordance with this Agreement and will notify Customer whether such order has been accepted or rejected, in whole or in part, by Company. If Company fails to acknowledge receipt of an order, within a reasonable time period, such failure to acknowledge receipt will be deemed a rejection of the entire order. (d) **Changes to Orders or Cancellation of Orders.** Change order request and Cancellations can be by phone, fax, or email. Changes and Cancellations are allowed without penalty if made within 48 hours of order receipt if the order has not shipped. Some exceptions do apply - please consult the factory. After 48 hours, all changes or cancellations are subject to a charge of 25% of the net product or service value plus the cost of any fabrication or raw materials that have been purchased for the order. Unless otherwise specified by Company in writing, any changes to orders acknowledged by Company that affect the delivery date will be deemed a new order and will require acknowledgement by Company as provided in this Section 2. The Customer cannot change or cancel credential orders and biometrics orders once they have been placed. If a change or cancel must occur, then the Customer will pay a penalty to change credential and biometrics orders.

3. PRICES AND PAYMENT. (a) **Prices.** The prices specified by Company are subject to change, without notice, to Company's prices in effect at the time of each shipment of Products or performance of Services. Additional charges may be applied for product modification or engineering services. Oral prices specified by Company are null and void. (b) **Invoices.** Company will submit invoices to Customer stating amounts due. (c) **Payment Terms.** Payment terms are 2% cash discount 20 days, net 35 days from date of invoice. Payment will be made in United States dollars. (d) **Credit Terms.** All orders are subject to Company's credit limit and terms of credit required by Company or contained in Company's credit application, which is subject to change by Company at any time either before or after delivery of any part of the order. Company reserves the right to request payment in advance of shipment or any order or to request adequate assurances for Customer's payment of an order and may withhold or stop shipment, without any liability to Company, until Customer submits payment or assurance of payment, as required by Company. (e) **Default.** If Customer is in default in payment or otherwise with respect to any order for Products or Services or any other contract with Company, Company shall have the right, in addition to all other legal remedies and without prejudice to any of its right hereunder, to defer further shipments until such default is corrected and to declare all outstanding bills of Customer to be immediately due and payable. (f) **Taxes.** Any taxes, charges, or duties imposed by any governmental authority on the sale of Products or Services will be paid by Customer, in addition to the selling price specified by Company. (g) **Late Payment Charge.** A late payment charge of 1.5% per month equivalent to 18% per annum will be charged on past due balances owed Company. Provided however, that in the event that applicable governmental law sets a maximum rate for late payment fees which is less than 18% per annum, then the late payment charge assessed will be set at the maximum rate permitted by law.

4. INSPECTION, DELIVERY, SHIPPING, FREIGHT CHARGES, CLAIMS, AND PACKING.

(a) **Inspection.** Inspection of Products and Services will be done by Customer immediately after receipt of Products or completion of Services. Inspection of Products or Services by Customer at Company's facility is not permitted. (b) **Delivery.** Product delivery schedules are based upon current production capacities, material or component availability, and inventory, and may be changed by Company as conditions require. Service delivery schedules are based upon prompt receipt of, and prompt access to, Customer's equipment and all information necessary to complete the Services. In no event will Product or Service delivery dates be construed as falling within the meaning of "time is of the essence." Partial delivery shall be accepted by Customer and paid for at the price and on the terms stated herein. Any partial delivery of Products or Services, shall constitute a separate sale and payment shall be separately made when due. If any part of the Products or Services are not delivered by Company in accordance with Customer's order, this Agreement shall not be affected thereby. (c) **Shipping.** Unless otherwise specified by Company, (i) where the Customer is located in the United States, all Products will be sold "Uniform Commercial Code, F.O.B. Origin, Company's factory"; and (ii) where the Customer is located outside of the United States, all Products will be sold "Ex-works, Company's factory (Incoterms 2000)." In either instance, title and risk of loss will pass to Customer upon delivery to the carrier at Company's factory. Provided however, a security interest will remain in the Products, regardless of mode of attachment to realty or other property, until full payment has been made therefore, and Customer agrees, upon request, to do all things and acts necessary to protect Company's interest by adequately insuring the Products against loss from damage from any cause and to have Company named as an additional insured. Copies of all Certificates of Insurance will be provided to Company upon request. Customer will also assist Company in providing all necessary documents or signatures required to file any documents to perfect Company's interest in such Products. (d) **Freight Charges.** The full cost of freight, via a carrier of our choice, will be allowed (and prepaid) on shipments of the net dollar amount or more indicated in the chart below within the United States of America, excluding all territories.

| Brand | Net Dollar Amount | U.S. Average On-highway Diesel Fuel Price (\$/Gallon) | | |
|--|---------------------------------|---|----------------|----------------|
| | | At Least: | But Less Than: | Freight Charge |
| Schlage Mechanical | \$7,000 | \$0.00 | \$2.99 | 3.0% |
| Schlage Electronic Security (excluding Biometrics, Software, Controllers, Readers & Credentials) | \$7,000 | \$3.00 | \$3.49 | 3.4% |
| Schlage Biometrics, Readers & Credentials | Freight Charges Apply | \$3.50 | \$3.99 | 3.5% |
| Schlage Software & Controllers | Freight Charges Apply | \$4.00 | \$4.49 | 3.6% |
| Von Duprin | \$7,000 | \$4.50 | \$4.99 | 3.7% |
| LCN | \$7,000 | \$5.00 | \$5.49 | 3.8% |
| IR FASTRACK | \$7,000 | \$5.50 | \$5.99 | 3.9% |
| Falcon Locks | \$5,000 | \$6.00 | \$6.49 | 4.0% |
| Falcon Exits | \$5,000 | \$6.50 | \$6.99 | 4.1% |
| Falcon Closers | \$5,000 | \$7.00 | \$7.49 | 4.2% |
| Falcon FASTRACK | \$5,000 | | | |
| Ives & Glynn-Johnson | \$1,000 | | | |
| Steelcraft | Refer to separate freight terms | | | |

Table 2: Freight Rate (minimum \$10.00)

Table 1: Freight Minimums

On shipments of the net dollar amount (Table 1) or more to all foreign countries and US territories, freight will be allowed (and prepaid) to the Port of Embarkation. Shipments under the net dollar amount will be prepaid by Company and a freight charge percentage of the net invoice amount or \$10, whichever is greater, will be added to the invoice. The percentage (Table 2) is based on the National U.S. Average On Highway Diesel Fuel Prices reported by the U.S. Department of Energy (the "Fuel Index") calculated as the average price in the prior calendar quarter. For example the charge for July 18th 2011 will be based on the average Fuel Index price for the months of April, May and June. All expedited methods of shipment, such as 'next day air', will be prepaid by Company but the entire shipping costs will be added to the invoice. Company will ship as requested, freight collect, if the Customer is willing to bear the entire expense and so indicates on the order. Once received by Company, a purchase order cannot be combined with another purchase order to qualify for freight allowed. In addition the Customer may not combine any of the brands or product categories listed above on a single purchase order to qualify for freight allowed, except in the case of FASTRACK. IR FASTRACK may not be combined with Falcon FASTRACK to qualify for freight allowed. Freight Charge percentages and thresholds are subject to change without prior notice. If the Fuel Index rises above \$7.50/gallon or there are changes to the thresholds, the above table will be updated. (e) **Claims.** All claims for loss or damage to Products while in the care, custody, and/or control of a carrier will be the responsibility of Customer, who will submit any claims. (f) **Packing.** Company will pack, mark, and ship the Products according to its standard procedures for shipment, unless the parties agree, in writing, that Company will comply with any special instructions provided by Customer. Compliance with special instructions may result in an increased price.

5. CLAIMS. Claims due to shortages, errors, omissions, damaged goods, or defective material must be submitted within 30 days from the date of the invoice.

6. PRODUCT CHANGES. Company reserves the right to change without notice the design of, or the process of manufacturing, the Products covered by this Agreement; provided that the foregoing will not be construed as relieving Company from its obligation to deliver Products which conform to the specifications which Company may have furnished to Customer.

7. PRODUCT RETURNS. Purchased material can only be returned to the factory by obtaining Return Material Authorization (RMA) and must be returned to Company within 90 days of issuance of the RMA. Returned material must be new, unused, non-obsolete, and non-specially manufactured and been in Customer's inventory no more than 180 days from the date of shipment by Company. The RMA number, the original invoice number, and the reason for the return must be included in the return. If the company approves the return, a credit will be issued to the Customer's account less freight and a handling charge of 35% of the net material on the original invoice. Handling charges may vary depending on the condition of the return. The amount of final credit will be determined upon receipt at the factory and analyzing the condition of the material. Factory retains the right to deny credit to anyone for any reason.

8. TECHNICAL INFORMATION AND ADVICE. (a) All designs, data, and specifications provided by Company are proprietary and will not be disclosed or reused by Customer without the prior written consent of Company. (b) Company assumes no obligation or liability for any advice given by Company, the results obtained, or damages incurred, and all such advice is given and accepted at Customer's risk.

9. INTELLECTUAL PROPERTY OWNERSHIP. Nothing herein is a grant or license or right under any specific patent or intellectual property asset of either party. With regard to intellectual property ownership, all intellectual property and related intellectual property rights (hereinafter "IP") owned by one party before the date of this Agreement will remain owned by that party. All IP conceived, developed, or reduced to practice as part of this Agreement after the date and during the term of this Agreement shall be owned by the party creating the intellectual property if created by one party without the benefit of the other party's IP. All IP created jointly will be owned by the parties jointly, in direct proportion to monetary contribution. The party that has a majority interest shall manage the jointly owned IP. Neither party shall disclose any of the other party's IP to a third party without prior written consent. All intellectual property and related documents which are confidential shall remain subject to the terms and conditions of this Agreement for twenty (20) years from its effective date, unless such information is made public before this time expires.

10. LIMITED WARRANTY. (a) Company's Standard Limited Warranty(ies) relating to *Products or Services* are applicable to this Agreement. The limited warranty(ies) are (i) attached to this Agreement; (ii) separately identified in the specific Product Price Book; or (iii) separately furnished by Company to Customer. (b) (i) In the event that certain Product warranties are not attached to this Agreement or separately furnished,

Company warrants only to Customer that Products will be free from defects in material and workmanship for a period of 12 months from the date of shipment of the Products. CO-Series locks, AD-Series locks, AD-Series Reader Modules, WPR400, WRI400, WSM400 TK400, CT5000, PIM400, PIM401, PIB300, and PIB301 will be warranted for a period of 12 months from the date of installation, not to exceed 24 months from the date of shipment from the factory. Company's sole obligation under this warranty is limited to repairing or replacing, at its option, the defective

Products. (ii) The provisions of this limited Product warranty do not apply to Products: (A) used for the purposes for which they are not designed or intended;

(B) which have been repaired or altered without Company's prior written consent; (C) which have been subjected to misuse, abuse, negligence, or accident; (D) which have been improperly stored, installed, maintained, or operated; (E) which have been used in violation of written instructions provided by Company to Customer; (F) which have been subjected to improper temperature, humidity, or other environmental conditions; (G) which have been affected by normal wear and tear; or (H) which, based on Company's examination, do not disclose to Company's satisfaction nonconformance to the warranty.

(c) (i) In the event that certain Service warranties are not attached to this Agreement or separately furnished, Company warrants only to Customer that the Services will be free from defects in material and workmanship for a period of 6 months from the date of completion of the particular items of Service. Company's sole obligation under this warranty is limited to repairing or replacing, at its option, the defective Products. (ii) The provisions of this limited Product warranty do not apply to Products: (A) used for the purposes for which they are not designed or intended; (B) which have been repaired or altered without Company's prior written consent; (C) which have been subjected to misuse, abuse, negligence, or accident; (D) which have been improperly stored, installed, maintained, or operated; (E) which have been used in violation of written instructions provided by Company to Customer; (F) which have been subjected to improper temperature, humidity, or other environmental conditions; (G) which have been affected by normal wear and tear; or (H) which, based on Company's examination, do not disclose to Company's satisfaction nonconformance to the warranty.

(c) (i) In the event that certain Service warranties are not attached to this Agreement or separately furnished, Company warrants only to Customer that the Services will be free from defects in material and workmanship for a period of 6 months from the date of completion of the particular items of Service. Company's sole obligation under this warranty is limited to repairing or reperformance, at its option, of the Service; provided however, if repair or reperformance is either impractical or impossible, the Company will refund to Customer that portion of the price paid to the Company for the defective item of Service. This warranty only applies if the company is given written notice of the defect or nonconformance by the Customer within 30 days of discovery. (ii) The provisions of this limited Service warranty does not apply to any defects or issues with the design or performance of equipment or products not manufactured by Company, nor does it apply to any code compliance or permit requirements for the assembly, installation, erection, or construction of any goods.

(d) NO OTHER WARRANTIES, EXPRESS OR IMPLIED, ARE MADE WITH RESPECT TO THE PRODUCTS OR SERVICES INCLUDING, BUT NOT LIMITED TO, ANY IMPLIED WARRANTY OF MERCHANTABILITY OR FITNESS FOR A PARTICULAR PURPOSE.

(e) The following costs and expenses are not covered by the provisions of these limited warranties: (i) labor costs for the removal and reinstallation of Products or other manufacturer's products; (ii) shipping and freight expenses required to return Products to Company; (iii) normal maintenance; and (iv) economic losses. In addition, the provisions of this warranty are not applicable to anything other than defects in Company's material (products only) or workmanship.

11. CUSTOMER'S REMEDIES. THE CUSTOMER'S EXCLUSIVE AND SOLE REMEDY ON ACCOUNT OF, OR IN RESPECT OF, THE FURNISHING OF PRODUCTS OR SERVICES THAT DO NOT CONFORM TO THIS AGREEMENT WILL BE TO (A) SECURE REPAIR OR REPLACEMENT OF THE PRODUCTS; OR (B) SECURE REPAIR OR REPERFORMANCE OF THE SERVICES OR TO OBTAIN A REFUND OF THE PRICE PAID FOR THE DEFECTIVE SERVICE, ALL AT COMPANY'S OPTION. IN NO EVENT WILL THE COMPANY'S MAXIMUM LIABILITY EXCEED THE SELLING PRICE FOR THE PRODUCTS OR ITEM OF SERVICE.

12. LIMITATION OF LIABILITY. IN NO EVENT WILL COMPANY BE LIABLE FOR INCIDENTAL, CONSEQUENTIAL, INDIRECT, SPECIAL, OR PUNITIVE DAMAGES INCLUDING, BUT NOT LIMITED TO, LOSS OF USE OF THE PRODUCTS, SERVICE INTERRUPTION, LOSS OF PROFITS, LOSS OF REVENUE, INTEREST, LOSS BY GOODWILL, WORK STOPPAGE, IMPAIRMENT OF OTHER GOODS, LOSS BY REASON OF SHUTDOWN OR NON-OPERATION, INCREASED EXPENSES OF OPERATION, OR CLAIMS OF CUSTOMER'S CUSTOMERS, WHETHER BASED ON CONTRACT, WARRANTY, TORT (INCLUDING, BUT NOT LIMITED TO, STRICT LIABILITY OR NEGLIGENCE), PATENT INFRINGEMENT, OR OTHERWISE, EVEN IF ADVISED OF THE POSSIBILITY OF SUCH DAMAGES.

13. STATUTE OF LIMITATIONS. NO ACTION ARISING OUT OF ANY CLAIMED BREACH OF THIS AGREEMENT BY COMPANY MAY BE BROUGHT BY CUSTOMER MORE THAN ONE (1) YEAR AFTER THE CAUSE OF ACTION HAS ARISEN.

14. CONSUMER PRODUCTS. With respect to "consumer products" as defined under the Magnuson-Moss Warranty Act ("MMWA"), the following statements are made. (a) Some states do not allow limitations on how long an implied warranty lasts, so the above limitation may not apply to you. **IF ANY IMPLIED WARRANTY IS PROVIDED UNDER THE MMWA, IT IS LIMITED TO THE DURATION OF THE WARRANTY PROVIDED IN SECTION 10 ABOVE.** (b) Some states do not allow the exclusion or limitation of incidental or consequential damages, so the above limitation or exclusion may not apply to you. (c) This warranty gives you specific legal rights and you may also have other rights which vary from state to state.

15. FORCE MAJEURE. Any delay or failure of Company to perform its obligations hereunder will be excused to the extent that it is caused by an event or occurrence beyond its control such as, by way of example and not by way of limitation, acts of God, actions by any governmental authority (whether valid or invalid), governmental laws and regulations not presently in effect, fires, floods, windstorms, explosions, riots, natural disasters, wars, sabotage, accidents, labor problems (including, but not limited to, lockouts, strikes, and slowdowns) at Company's facility, its source plant or their suppliers, inability to obtain power, material, labor equipment, or transportation, or court injunction or order. The delivery

date will be extended for a time equal to that of the delay and the schedule for Company's performance will be deemed adjusted in the individual order(s) to that effect.

16. ENTIRE AGREEMENT AND AMENDMENT. This Agreement, together with any attachments or supplements specifically referenced in this Agreement, constitutes the entire agreement between the parties hereto and supersedes all previous communications, representations, or agreements, either oral or written, between the parties hereto with respect to the subject matter hereof. No agreement or understanding varying or expanding this Agreement will be binding upon either party hereto unless it is in writing and signed by a duly authorized representative thereof.

17. TERMINATION. (a) This Agreement may be terminated by either party by giving 30 days' written notice to the other party in the event of failure by such other party to fulfill any of its obligations hereunder. However, if during the period of such notice, such other party remedies such failure, this Agreement will continue with the same force and effect as if such notice had not been given. (b) This Agreement may be terminated upon the written mutual consent of the parties. (c) Either party may immediately terminate this Agreement by giving written notice to the other party in the event of the happening of any of the following or any other comparable event: (i) insolvency of the other party; (ii) filing of a petition in bankruptcy by or against the other party; (iii) appointment of a receiver or trustee for the other party; or (iv) execution of an assignment for the benefit of creditors by the other party, all of which will allow Company to demand reclamation of all affected orders. (d) Except as provided in this section 17, Customer may not terminate this Agreement, in whole or in part, unless Company's prior written consent is obtained and Customer agrees to pay all of Company's cancellation charges.

18. GOVERNING LAW; VENUE; AND EXPENSES. (a) This Agreement and any disputes or controversies arising hereunder will be governed by and construed according to the internal laws of the State of Indiana, United States of America, without regard to its conflict of law principles, and not including the United Nations Convention on Contracts for the International Sale of Goods. (b) Jurisdiction and venue with respect to any action, proceeding, or suit in connection with this Agreement will reside in the courts of the State of Indiana. (c) Customer agrees to pay for all expenses (including attorney's fees) incurred by Company in enforcing the obligations of Customer under this Agreement.

19. COMPLIANCE WITH LAWS, EXPORT CONTROLS, CERTIFICATIONS, AND NUCLEAR LIABILITY. (a) This Agreement is subject to, and Company and Customer will comply with, all laws and export controls, regulations, rules, orders, licenses, requirements, and governmental requests now or hereafter in effect in the United States of America that pertain to the Products or the initial sale of the Products or that pertain to Services. **Provided however,** Company is not responsible for obtaining or maintaining any permits for the performance of Services or the verification or compliance with any code requirements relative to the performance of Services. To the extent any sale of Products or Services pursuant to this Agreement may require approval of the U.S. Government, Company's obligations under this Agreement are conditioned upon the grant of such approval and upon compliance by Customer with any restrictions imposed by the U.S. Government in connection with such approval. (b) Certain Products are noted by Company as tested by independent laboratories for compliance with UL and/or ANSI standards. Any and all modifications or alterations to such Products will void such certification, and Company is not liable to Customer to certify any modified or altered Product. (c) In the event the Products are to be used in a nuclear facility, the Customer shall, prior to such use, arrange for insurance or governmental indemnity protecting Company against liability. The Customer hereby releases and agrees to indemnify Company and its suppliers for any nuclear damage including, but not limited to, loss of use, in any manner arising out of the nuclear incident, whether alleged to be due, in whole or in part by Company or its suppliers.

20. NO INDUCEMENTS. The parties hereto represent to each other and each agrees that, neither it nor any person acting on its behalf has, in contravention of any applicable law, given or offered to give, or will give or offer to give, any sum of money or other material consideration to any person, directly or indirectly, as an inducement to obtain business hereunder or to influence the granting of licenses or other governmental permissions to enter into this Agreement or perform obligations hereunder.

21. SEVERABILITY. If any provision of this Agreement is held to be invalid, illegal, or unenforceable under any statute, regulation, ordinance, executive order, or other rule of law, that provision will be deemed severed to the extent necessary to comply with such statute, regulation, ordinance, order, or rule. In the event such provision is deemed severed, the parties will negotiate in good faith to arrive at an alternative arrangement approximating the original business objective of the parties. The remaining terms and conditions of this Agreement will remain in effect.

22. NO IMPLIED WAIVER. The failure of either party at any time to require performance by the other party of any provision of this Agreement will in no way affect the right to require such performance at any time thereafter, nor will the waiver of either party of a breach of any provision of this Agreement constitute a waiver of any succeeding breach of the same or any other provision.

23. MISCELLANEOUS. (a) This Agreement does not constitute either party the agent or legal representative of the other party. Neither party is authorized to create any obligation on behalf of the other party including, but not limited to, the obligation for payment of any service or warranty obligation hereunder. (b) Neither this Agreement nor any right or obligation hereunder may be transferred or assigned by either party without the prior written approval of the other party, except that Company can transfer or assign this Agreement or any right or obligation (including, but not limited to the right to receive payments for any orders) to Ingersoll-Rand Company or an Ingersoll-Rand Company entity without first obtaining Customer's consent. (c) The rights and remedies herein reserved to Company will be cumulative and additional to any other or further rights and remedies provided at law or equity. (d) Customer does not have the right to setoff or to back charge against any amounts which become payable to Company under this Agreement or otherwise. (e) The official text of this Agreement is in the English language. If this Agreement is translated into another language, the English text will govern any question with respect to interpretation. (f) The headings in this Agreement are for convenience of reference only and do not affect the meaning of this Agreement in any manner.

24. DEFINITIONS. (a) "Agreement" means Ingersoll-Rand Company, Security Technologies Sector Terms and Conditions of Sale and Service. (b) "Company" means Ingersoll-Rand Company, Security Technologies Sector. (c) "Customer" means the Buyer. (d) "Buyer" means the purchaser of products or Services from Company. (e) "U.S." means United States of America.



Ingersoll Rand's Security Technologies Sector is a leading global provider of products and services that make environments safe, secure and productive. The sector's market-leading products include electronic and biometric access-control systems; time-and-attendance and personnel scheduling systems; mechanical locks; portable security; door closers, exit devices, architectural hardware, and steel doors and frames; and other technologies and services for global security markets.

877-671-7011

www.glynnjohnson.ingersollrand.com